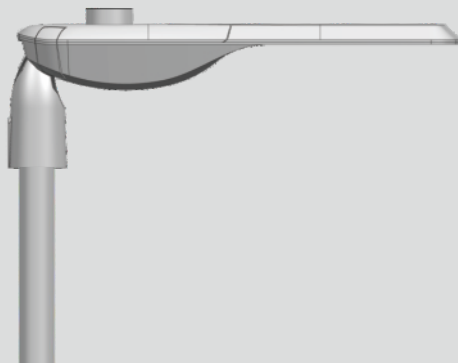


USER MANUAL



DANGER

Warning against hazards that may result in material damage in case of non-observance.

CAUTION

Risk of injury caused by a falling luminaire.

In case of improper mounting, the luminaire or luminaire elements may fall down and cause personal injuries and material damage.

- X The installation must be performed by a trained skilled electrician only.
- X Mount only on a ceiling which is suitable for mounting.
- X Use suitable screws and dowels only.
- X Use only the delivered fastening elements or other suitable fastening elements available from the manufacturer.
- X Mount all securing elements.

WARNING

Risk of electrocution due to live components.

In case of incorrect connection, the housing of the luminaire or the wire ropes may carry electric voltage and cause severe injuries.

- X Have the luminaire connected by a skilled electrician only.
- X The luminaire must be connected to a mains supply with protective earth conductor.
- X Connect the grounding cable mounted on the holding plate to the protective earth conductor terminal.

NOTICE

Material damage if the admissible total power consumption is exceeded.

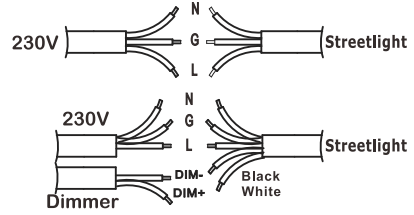
Damage or destruction of the luminaire.

- X Do not daisy chain more than six luminaires.

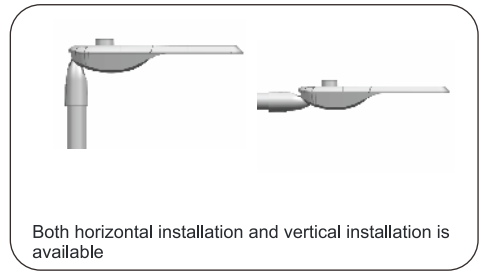


Wiring(standard)

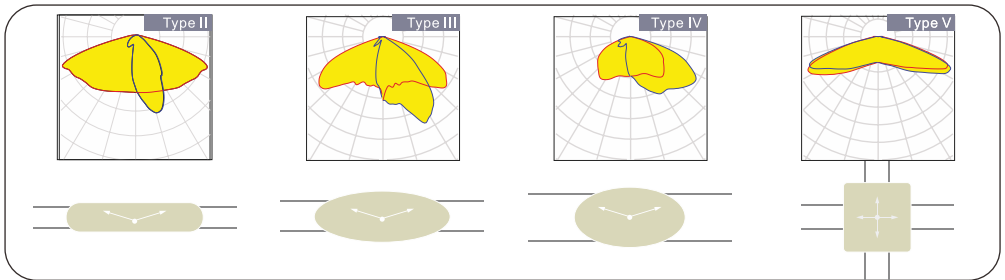
- Connect the blue wire and brown wire to the "N" and "L" respectively, yellow-green wire to the ground wire. Confirm correct connection.
- Connect the white wire and black wire to the "DIM +" and "DIM-"
- Confirm correct connection.



Adjust boom angle



Optics and mounting type



IESNA STANDARD	Roadway width / Mounting Height	
	One side mounting	Both side mounting
Type II	Up to 1 times MH	Up to 2 times MH
Type III	Up to 1.5 times MH	Up to 3 times MH
Type IV	Up to 2 times MH	Up to 4 times MH
Type V	Up to 4 times MH	