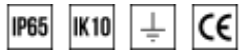


# TUTU



## General data:

luminaire body: aluminum  
 mounting type: ground foundation  
 Ingress protection IP: 65  
 operating temperature range: from -20° to +40°  
 lifetime L80B10: 100 000 h  
 impact protection IK: 10

## Electrical data:

nominal voltage: 220-240V AC  
 nominal frequency: 50-60Hz  
 luminaire nominal power: 12W, 23W  
 protection class: I  
 connection: wire  
 wiring : standard

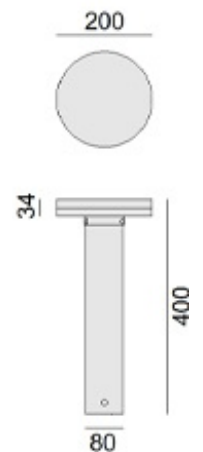
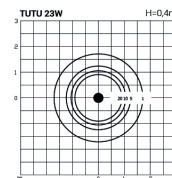
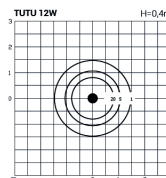
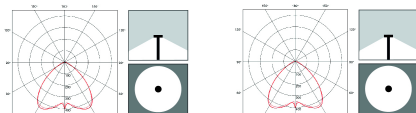
## Lighting data:

light source: LED  
 colour temperature: 3000K, 4000K  
 colour rendering index: CRI>80  
 colour tolerance SDCM: SDCM<3  
 tolerance of luminous flux: +/-10%

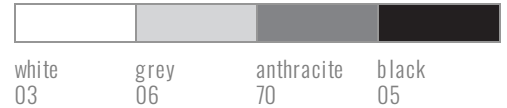
## optical data:

optical system: lens  
 material: PMMA  
 light emission: direct  
 light distribution: asymmetrical

## Photometric body



## C- colour



Catalogue code	Luminaire light flux	Power	Effectiveness	Color temperature	CRI/RA	Weight	Dimensions
9312.430C	720lm	12W	63lm/W	3000K	≥80	4,0kg	H=400mm
9312.440C	750lm	12W	63lm/W	4000K	≥80	4,0kg	H=400mm
9313.430C	1439lm	23W	65lm/W	3000K	≥80	4,0kg	H=400mm
9313.440C	1499lm	23W	65lm/W	4000K	≥80	4,0kg	H=400mm

## Accessories

Foundation Type B anchor plate

no. 90.16.12

