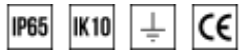


# TOTEM



## General data:

luminaire body: aluminum  
 mounting type: ground foundation  
 ingress protection IP: 65  
 operating temperature range: from -40° to +40°  
 lifetime L80B10: 100 000h  
 impact protection IK: 10

## Electrical data:

nominal voltage: 220-240V AC  
 nominal frequency: 50-60Hz  
 luminaire nominal power: 6W, 13W  
 protection class: I  
 wiring: through  
 dimming: ON-OFF, DALI  
 power supply: inside the luminaire

## Optical data:

optical system: lens  
 material: silicon  
 light emission: direct  
 light distribution: symmetrical

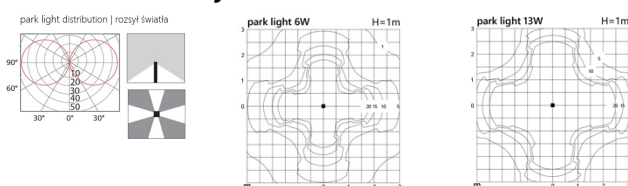
## Lighting data:

light source: LED  
 colour rendering index: CRI>80  
 colour tolerance SDCM: SDCM<3  
 tolerance of luminous flux: +/-10%



This is a range of bollards/light poles designed to maintain a uniform design. The totem is distinguished by an interesting, intriguing shape. In addition, the light coming out is directed in four directions. The direct way of lighting allow you to create unique lighting arrangements, perfectly emphasize the surroundings of the building. Luminaire made of aluminum. Ingress protection IP65, Impact protection IK10, protection class I.

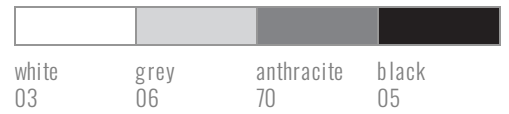
## Photometric body



**E- electronics**

O- On- Off

D- DALI



**C - colour**

Catalogue code	Luminaire light flux	Power	Effectiveness	Color temperature	CRI/RA	Weight	Box dimensions
9205.03EC	1312lm	13W	101lm/W	3000K	>80	4,9kg	180x180x1020mm
9205.04 EC	1366lm	13W	101lm/W	4000K	>80	4,9kg	180x180x1020mm
9298.03EC	656lm	6W	109lm/W	3000K	≥80	4,9kg	180x180x1020mm
9298.04 EC	683lm	6W	109lm/W	4000K	≥80	4,9kg	180x180x1020mm

**Accessories**

ground foundation type A

code number: 90.15 + 90.15.03



ground foundation type B

code number: 90.16.03

