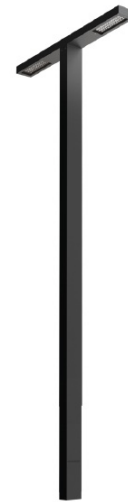
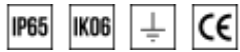


PET DOUBLE



General data:

Luminaire body:	aluminium
Mounting type:	foundation
Ingress protection IP:	65
Operating temperature range:	from -40°C to +40°C
Lifetime L80B10:	100 000h
Impact protection IK:	06

Electrical data:

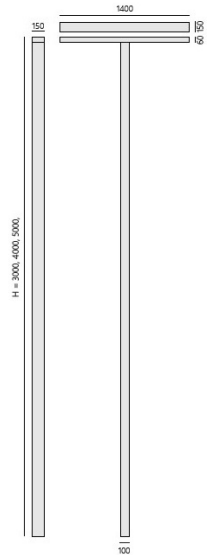
Nominal voltage:	220-240V AC
Nominal frequency:	50-60Hz
Luminaire nominal power:	200W
Protection class:	I
Wiring:	through
Dimming:	ON-OFF, DALI

Optical data:

Optical system:	lens
Material:	PMMA
Light emission:	direct
Light distribution:	symmetrical, asymmetrical

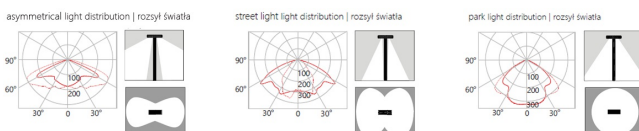
Lighting data:

Light source:	LED
Colour rendering index:	CRI>80 (options: CRI>70)
Colour tolerance SDCM:	SDCM<3
Tolerance of luminous flux:	+/-10%



Pet luminaire characterizes with simple, classic form. The body of the luminaire is made out of aluminium. Ingress protection IP65, impact resistance IK06, Protection class – I. The light is directed through diffuser from the bottom of the head. Three optics to choose from: asymmetrical, park and street. Pet is an excellent solution for illuminating properties, areas around buildings, gardens, as well as public spaces.

Photometric body



E- electronics

O- On- Off

D- DALI



C - colour

L - beam angle:

02 - asymmetrical

03 - street light

04 - park light

Catalogue code	Luminaire light flux	Power	Effectiveness	Color temperature	Weight
9358.33ELC	21564 lm	200W	112lm/W	3000K	34 kg
9358.34 ELC	22737 lm	200W	112lm/W	4000K	34 kg

Accessories

fundation

1300.1000



foot cover

90.14C

