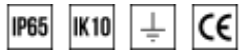
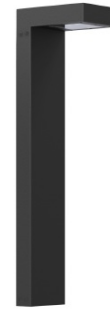


LT



General data:

luminaire body:	aluminum
mounting type:	ground foundation
ingress protection IP:	65
operating temperature range:	from -40° to +40°
lifetime L80B10:	100 000h
impact protection IK:	10



Electrical data:

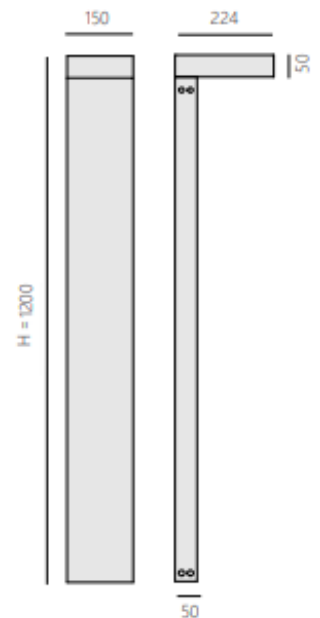
nominal voltage:	220-240V AC
nominal frequency:	50-60Hz
luminaire nominal power:	5W, 10W, 15W
protection class:	I
wiring :	through
dimming:	ON-OFF, DALI
power supply:	inside the luminaire

Optical data:

optical data:	lens
material:	PMMA
light emission:	direct
light distribution:	symmetrical, asymmetrical

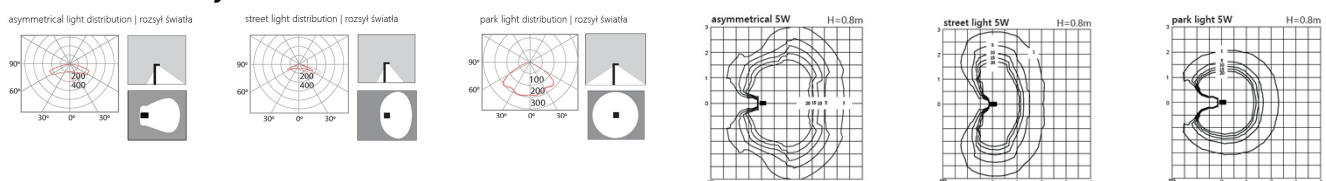
Lighting data :

light source:	LED
colour rendering index:	CRI>80
colour tolerance SDCM:	SDCM<3
tolerance of luminous flux:	+/-10%



LT is a bollard of a simple elegant shape. Luminaire body made of aluminum. Ingress protection IP65, impact protection IK10, protection class I. Light directed through the glass from the bottom of the head. Three optics to choose from: asymmetrical, park and street. A series designed to maximize LED power while maintaining size and energy savings. Luminaires for use in the vicinity of residential and public facilities: sidewalks, streets, park alleys, private properties.

Photometric body



C - colour

E- electronics

O- ON-OFF

D- DALI



white 03 grey 06 anthracite 70 black 05

L - lenses to choose:

O2 - asymmetric

floodlighting

distribution

O3 - street lighting

distribution

O4 - park lighting

distribution

Catalogue code	Luminaire light flux	Power	Effectiveness	Color temperature	CRI/RA	Weight	Dimensions	Box dimensions
9301.23ELC	526lm	5W	110lm/W	3000K	≥80	6,3kg	224x150xh=1200mm	250x170x1220mm
9301.24ELC	548lm	5W	110lm/W	4000K	≥80	6,3kg	224x150xh=1200mm	250x170x1220mm
9302.23ELC	975lm	10W	102lm/W	3000K	≥80	6,3kg	224x150xh=1200mm	250x170x1220mm
9302.24ELC	1016lm	10W	102lm/W	4000K	≥80	6,3kg	224x150xh=1200mm	250x170x1220mm
9303.23ELC	1378lm	15W	96lm/W	3000K	≥80	6,3kg	224x150xh=1200mm	250x170x1220mm
9303.24ELC	1436lm	15W	96lm/W	4000K	≥80	6,3kg	224x150xh=1200mm	250x170x1220mm

Accessories

ground foundation type A

catalogue code 90.15 + 90.15.01



ground foundation type B

catalogue code 90.16.01

