

LT DOUBLE

General data:

luminaire body:	aluminum
mounting type:	ground foundation
Ingress protection IP:	65
Operating temperature range:	from -40°C to +45°C
Lifetime L80B10:	100 000 h
impact protection IK:	10

Electrical data:

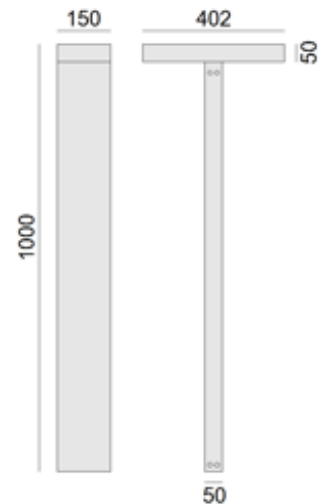
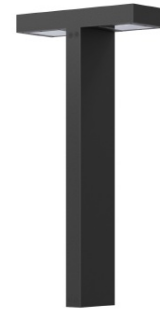
nominal frequency:	220-240V AC
nominal frequency:	50-60Hz
luminaire nominal power:	10W, 19W, 26W
protection class:	I
wiring:	through
dimming:	DALI

optical data:

optical system:	lens
material:	PMMA
light emission:	direct
light distribution:	symmetrical

Lighting data:

light source:	LED
colour rendering index:	>80
colour tolerance SDCM:	3SDCM
tolerance of luminous flux:	+/- 10%



LT is a bollard of a simple elegant shape. Luminaire body made of aluminum. Ingress protection IP65, impact protection IK10, protection class I. Light directed through the glass from the bottom of the head. Three optics to choose from: asymmetrical, park and street. A series designed to maximize LED power while maintaining size and energy savings. Luminaires for use in the vicinity of residential and public facilities: sidewalks, streets, park alleys, private properties.

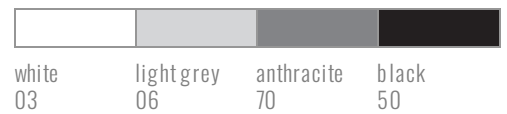
C - colour

E-electronics

O - on/off
D - DALI

L - lenses to choose:

02 - asymmetric floodlighting distribution
03 - street lighting distribution
04 - park lighting distribution



Catalogue code	Luminaire light flux	Power	Effectiveness	Color temperature
9317.13ELC	1053lm	10W	110lm/W	3000K
9317.14 ELC	1096lm	10W	110lm/W	4 000K
9318.13ELC	1952lm	19W	107lm/W	3000K
9318.14 ELC	2033lm	19W	107lm/W	4 000K
9319.13ELC	27 56lm	26W	110lm/W	3000K
9319.14 ELC	2871lm	26W	110lm/W	4 000K

Accessories

ground foundation type A

code number: 90.15 + 90.15.01



ground foundation type B

code number: 90.16.01

