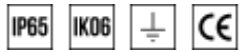


# FAT



## General data:

luminaire body :	aluminum
mounting type:	wall mounted
ingress protection IP:	65
operating temperature range:	from -40° to +40°
lifetime L80B10:	100 000h
impact protection IK:	06

## Electrical data:



nominal voltage:	220-240V AC
nominal frequency:	50-60Hz
luminaire nominal power:	17W, 33W, 67W
protection class :	I
connection:	wire 3x1mm <sup>2</sup> , (5x1mm <sup>2</sup> for DALI)
wiring:	through, standard
connecting wire:	0,25m
dimming:	ON-OFF, DALI
power supply:	inside the luminaire

## Optical data:

optical system:	lens
material:	PMMA
light emission:	direct
light distribution:	symmetrical, asymmetrical

## Lighting data :

light source:	LED
colour rendering index:	CR>80
colour tolerance SDCM:	SDCM<3
tolerance of luminous flux:	+/-10%



Fat is a wall luminaire with a simple, elegant shape, which is part of the family of luminaires, which also includes light poles and bollards. Maintaining a uniform design in the Fat family of luminaires allows you to meet all the design assumptions of the illuminated street, square and private residence.

Catalogue code	Luminaire light flux	Power	Color temperature	CRI/RA	Weight	Box dimensions
9294.02ELCW	1928lm	17W	2700K	≥80	10,5kg	700x200x200mm
9294.03ELCW	2008lm	17W	3000K	≥80	10,5kg	700x200x200mm
9294.04ELCW	2092lm	17W	4000K	≥80	10,5kg	700x200x200mm
9295.02ELCW	3574lm	33W	2700K	≥80	10,5kg	700x200x200mm
9295.03ELCW	3723lm	33W	3000K	≥80	10,5kg	700x200x200mm
9295.04ELCW	3879lm	33W	4000K	≥80	10,5kg	700x200x200mm
9296.02ELCW	7149lm	67W	2700K	≥80	10,5kg	700x200x200mm
9296.03ELCW	7447lm	67W	3000K	≥80	10,5kg	700x200x200mm
9296.04ELCW	7757lm	67W	4000K	≥80	10,5kg	700x200x200mm

## Accessories

connector IP68 3-pole

catalogue code 124.00

