


TECHNICAL
2024

ANNUAL
LIGHTING
GUIDE

SPECTACULAR
MOMENTS

In the realm of spatial design, illumination assumes a pivotal role. Each Maytoni luminaire is distinctive and chosen to complement your design narrative. It speaks volumes, allowing you to create spectacular moments.



**We want to carry you
on a luminary journey
and have compiled our
latest Maytoni Lighting
Guide 2024 to help
you achieve your
lighting aspirations.**

Discover for yourself Maytoni!

1 Technical



Track system




Ceiling



Downlights



Wall



Pendant

2 Decorative



Ceiling



Pendant



Wall



Table



Floor



Backlight

3 Outdoor



Garden and parks



Landscape



Architectural



Stairs, steps and paths



Pendant and ceiling

Maytoni International Design Awards

Internationale Design-Auszeichnungen Maytoni



SPECTACULAR MOMENTS 2024







THE LIGHT IN THE PRESENT

Contents

9	COLLECTION OF ICONS BY CATALOGUE
12	CONTENT OF LAMPS BY TYPE
30	TRACK SYSTEMS
32	Exility – smart magnetic track system
116	Radity – ultra slim magnetic track system
140	Unity – single-phase track system
206	Trinity – three-phase track system
220	S35 – magnetic track system
252	DOWNLIGHTS
354	CEILING LUMINAIRES
444	PENDANT LUMINAIRES
524	INDEX
534	LIGHTING Q&A

Color index

	Black		Chrome		Matte Gold
	Black / White		Chrome / Black		Matte Gold / Black
	White		Chrome / White		Matte Gold / White
	White / Black		Gold		Matte Silver / Black
	Brass		Gold / Black		Matte Silver / White
	Bronze / Black		Gold / White		Silver / Black
	Bronze / White		Graphite		Silver / White
	Copper / Black		Graphite / Black		Nikel
	Copper / White		Graphite / White		

Collection of icons by catalogue






Color temperature














Voltage











3K	Warm	DC 48 V	DC 24V, DC 12V
4K	Day	220V	220V
6K	Cool		
3K-6K	Adjustable	Smart home ecosystems	
3-4-6K	Adjustable with a switch	TUYA	TUYA

Control protocols

Voltage

DALI	DALI		Control via phone
TRIAC	TRIAC		Control via remote
	Bluetooth		Voice control (Google, Alexa)
WIFI	Wi-Fi		Dimmable








Lamp types		Beam angles		Type of light scattering	
	Track light		Super Spot		Direct
	Downlight		Spot		Re-reflected
	Ceiling		Medium		Diffused
	Pendant		Wide		Mixed
	Wall type		Wash Wide		
	Floor type		Flood		








IP protection level		CRI level		LED / Base	
	IP 20		CRI >80		LED
	IP 44		CRI >90		Base
	IP 54	NEW			
	IP 65				
	IP 67				

Exility – smart magnetic track system

MOUNTING	TRACK	38;42	ACCESSORIES	40	POWER SUPPLIES	47
						

LED

S	FOCUS LED	54	GALA	86	POINTS S	108
						

M	ARTISAN	52	FOCUS LED	60	FOCUS LED	62
						

FOCUS T	68	ELTI	80	ELTI DUO	82
					

<p>M</p> 	<p>POINTS 104</p>  <p>3K 4K 4K-6K</p>	<p>POINTS ROT 106</p>  <p>4K-6K</p>	<p>RELAX 114</p>  <p>3K 4K-6K</p>	
<p>W</p> 	<p>ALFA 48</p>  <p>3K 4K-6K</p>	<p>ALFA S 50</p>  <p>3K 4K-6K</p>	<p>OUTLINE 96</p>  <p>3K 4K-6K</p>	
<p>WW</p> 	<p>BASIS 70</p>  <p>3K 4K 4K-6K</p>	<p>BASIS 74</p>  <p>3K 4K 4K-6K</p>	<p>BASIS 76</p>  <p>3K 4K 4K-6K</p>	<p>BASIS ROT 78</p>  <p>4K-6K</p>
<p>PARETE 98</p>  <p>3K 4K-6K</p>	<p>PLATO 100</p>  <p>3K 4K-6K</p>	<p>PLATO 666</p>  <p>3K 4K-6K</p>	<p>RADO 112</p>  <p>3K 4K 4K-6K</p>	
<p>F</p> 	<p>LARC 90</p>  <p>3K 4K 4K-6K</p>	<p>LUNA 92</p>  <p>3K 4K 4K-6K</p>	<p>LUNA 93</p>  <p>3K 4K 4K-6K</p>	

Radity – ultra slim magnetic track system

MOUNTING **TRACK** **118** **ACCESSORIES** **120** **POWER SUPPLIES** **122**



LED

M **POINTS** **132** **FOCUS LED** **138**



W **BASIS GRID** **136**



WW **BASIS** **126**



Unity – single-phase track system

MOUNTING TRACK 142; 146 **ACCESSORIES** 144; 148



BASE

GU10 **FOCUS** 150 **FOCUS** 152 **FOCUS MINI** 154 **FOCUS MINI** 156



FOCUS DESIGN 158 **FOCUS S** 160 **VIRAR** 166 **ELTI** 168



LIPARI 170 **ARTISAN** 202



GX53 POLAR 204



LED

S FOCUS ZOOM 174 VUORO 180 YIN 190



- 3K
- 4K
- 4K-6K



- 3K
- 4K
- 4K-6K



- 3K
- 4K
-

M FOCUS ZOOM 174 POINTS 196 POINTS ROT 198



- 3K
- 4K
- 4K-6K



- 3K
- 4K
- 4K-6K



- 3K
- 4K
- 4K-6K

W FOCUS LED 172 FOCUS ZOOM 174



- 3K
- 4K
- 4K-6K



- 3K
- 4K
- 4K-6K

WW ORLO 178 ONDA 188 ZON 192 RIM 194



- 3K
- 4K



- 3K
- 4K



- 3K
- 4K



- 3K
- 4K

WW BASIS ROT 200



3K

4K

4K-6K



Trinity – three-phase track system

MOUNTING TRACK 208 ACCESSORIES 210



BASE

GU10 FOCUS 212



LED

S VUORO 216















3K

4K



S35 – magnetic track system

MOUNTING	TRACK 222; 226	ACCESSORIES 224; 228	POWER SUPPLIES 230	
				
LED				
S	POINTS 242	POINTS ROT 244	FOCUS LED 246	FOCUS LED 250
				
WW	BASIS 232	BASIS ROT 238		
				

Downlights

BASE

GU10



LIPARI

270



REIF

284



REIF

285



SHARE

286



SHARE

287



SHARE

288



SHARE

289



STARK

292



STARK

300



ATOM

300



ATOM

302



ATOM

302



ATOM

304



ATOM

305



ATOM

308






























DOT

310












GU10 	DOT 310	DOT 312	DOT 312	DOT 314
	 	 	 	 
	ZOOM 316	ZOOM 318	ZOOM 318	METAL MODERN 322
	  	  	  	 
	METAL MODERN 322	YIN 326	SLIM 332	SLIM 332
	 	 	  	 
GX53 	HOOP 264	HOOP 266	HOOP 267	ORLO 330
	 	 	 	 
S 	METAL MODERN 324	METAL MODERN 325	MINOR 334	MAGNUM 666
	  	 	  	  












M	ALFA LED	256	ALFA LED	260	ALFA LED	262	WISE	338				
		  	  	  	 							
W	WISE	340	HIDDEN	344	HIDDEN	345	FOCUS T	350				
		 	 	 	 							
WW	ZOOM	320	ZOOM	321	YIN	327	ROUND	346				
		   	   	  	 							
WW	ROUND	348	ZEN	352	OKNO	274	OKNO	277				
		 	 	    	    	  	  					

WW	PHANTON	294	STOCKTON	296
				
				

Ceiling luminaires

BASE

GU10	ATOM	364	ATOM	364	FOCUS	366	FOCUS	366
								
								
	FOCUS	368	FOCUS DESIGN	370	FOCUS S	378	FOCUS S	380
								
								
	FOCUS S	381	FOCUS S	382	FOCUS S	384	ELTI	390
								
								














GU10 	ELTI	392	ZOOM	394	ZOOM	394	ZOOM	396		
										














SLIM	398	SLIM	398	SLIM	400	SLIM	400
							













PAULINE	412	PAULINE	414	LIPARI	418	ARTISAN	432
							

ARTISAN	434	ARTISAN	435
			

GX53 	POLAR	416	HOOP	422	HOOP	422
						

S 	ALFA LED	356	ALFA LED	362	FOCUS ZOOM	386	YIN	402
		 		 		 		 

M 	FOCUS LED	372	FOCUS LED	374	FOCUS LED	376	FOCUS ZOOM	386
		 		 		 		 

DAFNE	406	FOCUS T	428	FOCUS T	666	FOCUS T	430
	 		 		 		 

FOCUS T	431
	 

W 	ALFA LED	360
		 

WW 	ONDA 	404 	PLANET 	410 	PLANET 	410 	ORLO 	420 
								
<hr/>								
	VEGA 	666 	HYDRA 	426 	ZON 	438 		
								

Wall luminaires

BASE

GU10 	ARTISAN 	446	FOCUS DESIGN 	448	FOCUS S 	450	PARMA 	466
								
<hr/>								
G9 	ROND 	458						
								

S **KILT** **452**

15-30°

■ □ 3K



M **MIXAR** **460** **MIXAR** **462** **MIXAR** **462** **IOS 176** **464**

30-50°

■ □ 3K ■ □ 3K ■ □ 3K ■ □ ■ 3K






IOS 176 **464** **COMONDO** **466**





■ □ ■ 3K ■ □ ■ 3K




WW **PARS** **454** **PARS** **456** **PARS** **666** **STEM** **468**

>80°

■ ■ 3K ■ ■ 3K ■ ■ 3K ■ 3K

TRAME **472** **TRAME** **474**

■ □ 3K ■ □ 3K




F TRAME 470



Pendant luminaires

BASE

GU10 FOCUS 480 SHELBY 482 ARROW 504 NEVILL 506



LIPARI 508



ARTISAN 520



E27 PESO 512



GX53 POLAR 514



LED

S POINTS 490



4K



M FOCUS LED 484 EFIR 516



















3K

















4K












3K



WW 	BASIS		492		STEP		ORLO		PLATO	
										

F 	LUNA		486		LUNA		LUNA		LUNA	
										

RAY		500		RAY	
					

Exility – smart magnetic track system
Racity – ultra slim magnetic track system
Unity – single-phase track system
Trinity – three-phase track system
S35 – magnetic track system

LIGHT

Track systems and accessories



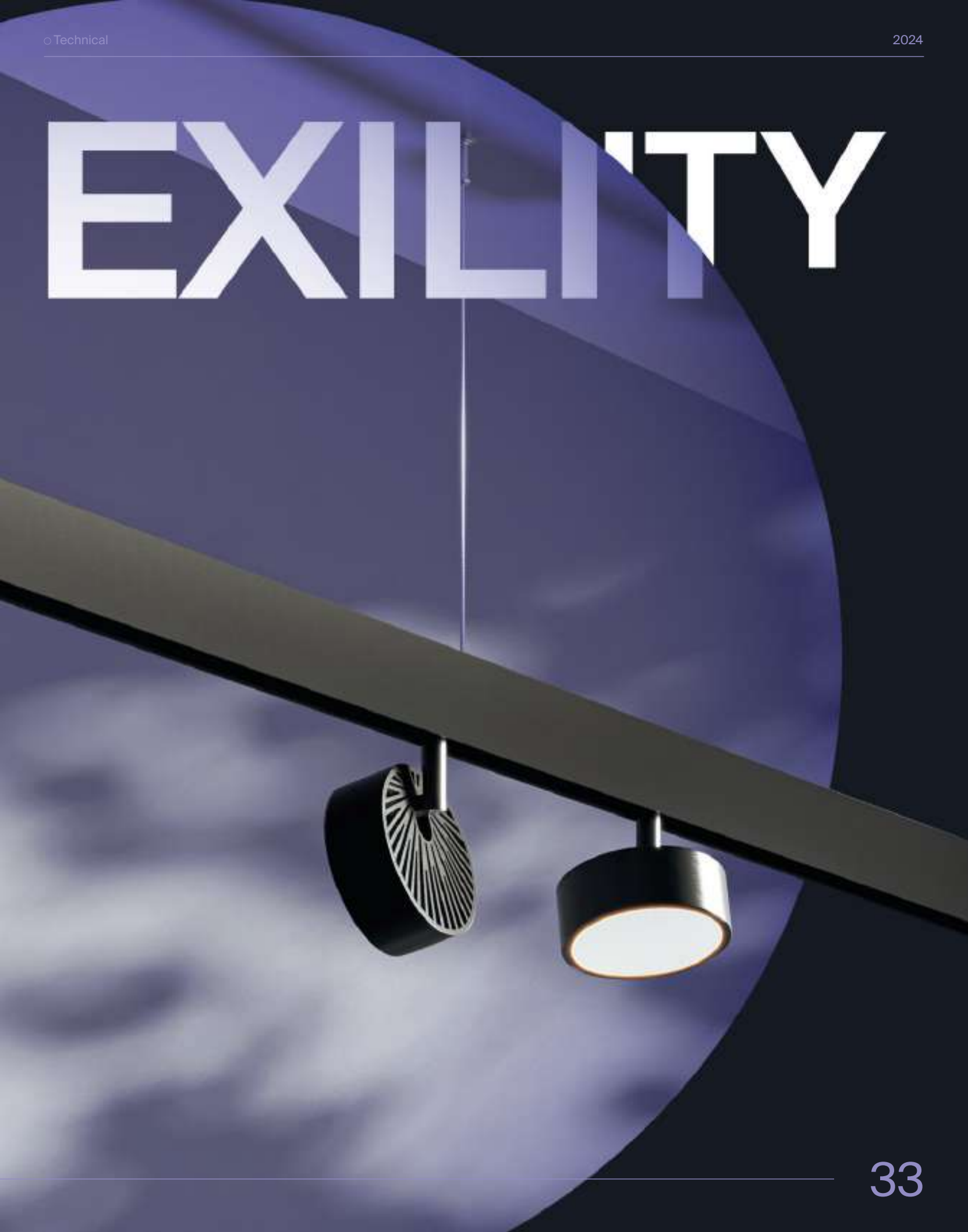
SYSTEM



Smart magnetic track

Technological smart magnetic track system for lightweight and concise lighting solutions.

EXILITY



At the flick of a switch

Smart homes are precisely that – smart. Daily tasks can be carried out without the need for human intervention. Light controls operated through Wi-Fi and Bluetooth are most common, and the choice is dependent on the specific application and requirements.

The capabilities of contemporary luminaires are profoundly elevated through the integration of smart control functions. These systems' components can be seamlessly embedded in the luminaires themselves or deployed within the electrical network. The key distinguishing factor lies in the protocols upon which they operate. Light control protocols, similar to distinct languages, vary significantly. Luminaires operating within the same protocol work together seamlessly, while those operating on divergent protocols require auxiliary devices and systems to work together.

By selecting DALI, you unlock a myriad of possibilities, enabling you to:

- Administer addresses and amalgamate luminaires into distinct groups;
- Formulate and manage scenarios;
- Fine-tune brightness levels to a remarkable precision of 0.1%;
- Adjust color temperatures, affording you the capacity to institute "Biodynamic lighting.";
- Personalize operational modes, encompassing timer functionalities.

The concept of the Smart Home is becoming ever more popular and seeing widespread adoption. Central to this is lighting control, which plays an instrumental role in making homes comfortable. DALI, with its adaptability to each light source, offers an optimal solution for orchestrating lighting across diverse environments, ranging from residential spaces to industrial complexes and entire urban landscapes.

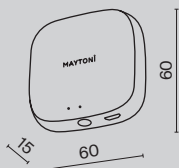
Schematic Options of Light Control Protocols



Maytoni Smart Hub

The Maytoni Smart Hub connects to Bluetooth, Bluetooth Mesh, Zigbee smart products (devices) and is capable of connecting up to 50 devices such as Exility Smart track lights, DRC034-B remote control, and MOD147FL-L20BK floor lamp to a single smart network.

Smart Home Control Center



1

ARTICLE	1 MD-TRA034-W
PRODUCT TYPE	MAYTONI SMART HUBCCT+DIM SMART HOME CONTROL CENTER
NUMBER OF SUPPORTED CONNECTED WIRELESS DEVICES	UP TO 50
WIFI STANDARD	5 V 2A
DEGREE OF PROTECTION AGAINST DUST AND MOISTURE	IP20
OPERATING TEMPERATURE	-10° C +45° C
RELATIVE HUMIDITY	10% -90% OF RELATIVE HUMIDITY
COMPATIBILITY WITH VOICE CONTROL SYSTEMS	ALEXA ECHO, GOOGLE HOME
WIRELESS COMMUNICATION PROTOCOL	ZIGBEE 3.0, BLUETOOTH
APP FOR IOS AND ANDROID	MAYTONI SMART
COLOR	WHITE
MATERIAL	PLASTIC

Remotes

Smart Exility lighting control panel.



1

ARTICLE	1 DRC034-B
PRODUCT TYPE	REMOTE CONTROL FOR SMART EXILITY
VOLTAGE	AC 100-240 B
DEGREE OF PROTECTION AGAINST DUST AND MOISTURE	IP20
DIMMABLE	+
ADJUSTMENT OF COLOR TEMPERATURE	+
CREATION OF GROUPS	4
COLOR	BLACK/B
MATERIAL	PLASTIC



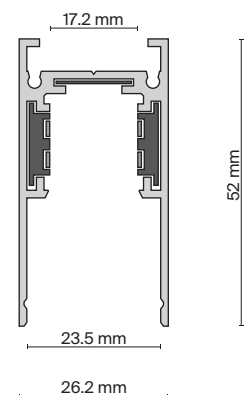
Elements of the magnetic track system Exility for Surface and suspended mounting

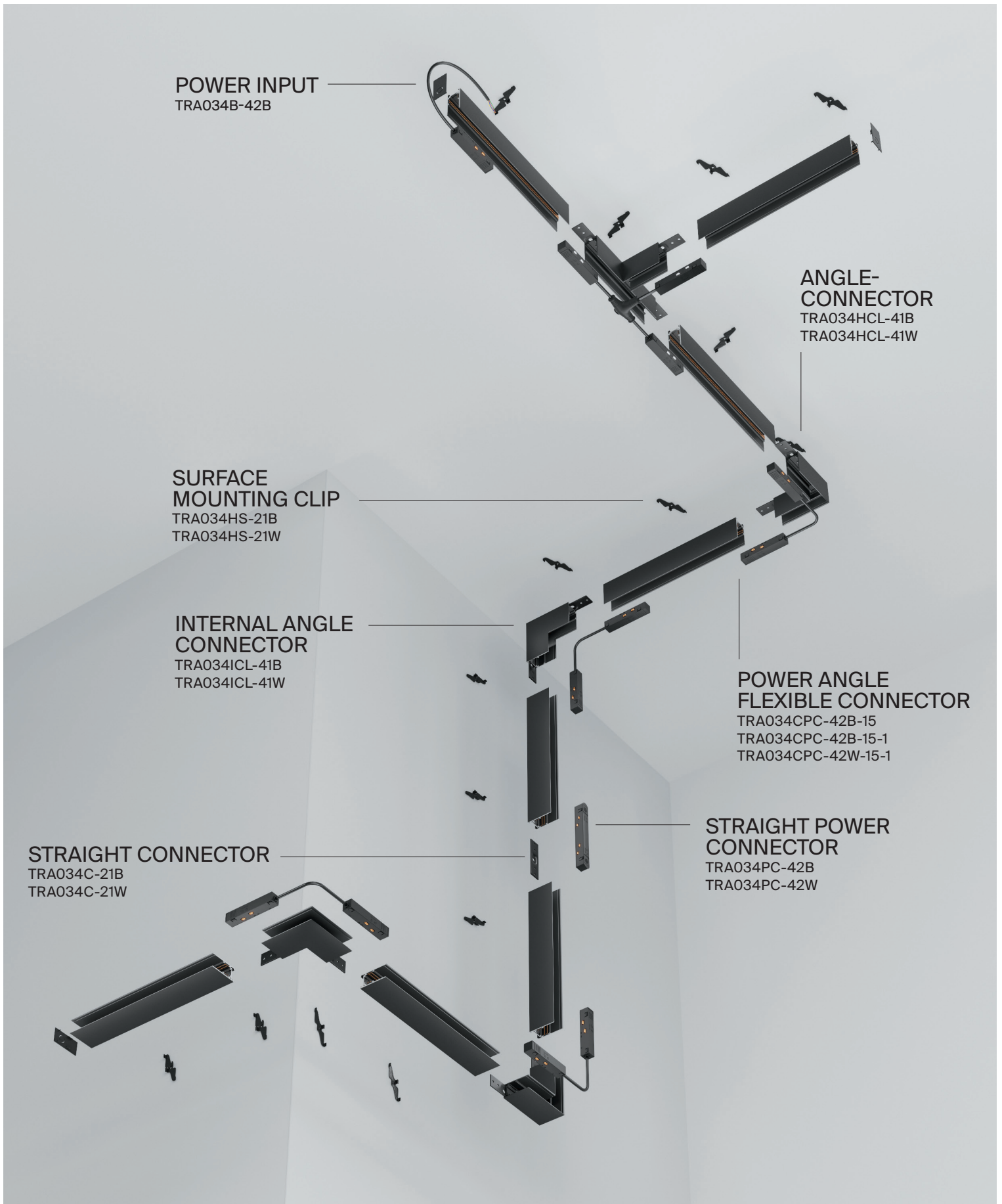


SYSTEM ELEMENT	COLOR	ARTICLE	SIZE
TRACK	■ BLACK	TRX034-411B	H52 X W26 X L1000
TWO PLUGS AND DECORATIVE MOULDING AS A SET	■ BLACK	TRX034-412B	H52 X W26 X L2000
	□ WHITE	TRX034-411W	H52 X W26 X L1000
	□ WHITE	TRX034-412W	H52 X W26 X L2000



SYSTEM ELEMENT	COLOR	ARTICLE	SIZE
END CUP	■ BLACK	TRA034EC-41B	H52 X W26 X L2.4
	■ BLACK	TRA034EC-42B	H52 X W26 X L2.5
	□ WHITE	TRA034EC-41W	H52 X W26 X L2.4
	□ WHITE	TRA034EC-42W	H52 X W26 X L2.5





REMOVABLE / PENDANT EXILTY MAGNETIC TRACK

Elements of the magnetic track system Exility for Surface and suspended mounting



SYSTEM ELEMENT	COLOR	ARTICLE
STRAIGHT CONNECTOR	■ BLACK	TRA034C-21B
	□ WHITE	TRA034C-21W



ANGLE-CONNECTOR	■ BLACK	TRA034HCL-41B
	□ WHITE	TRA034HCL-41W



INTERNAL ANGLE-CONNECTOR	■ BLACK	TRA034ICL-41B
	□ WHITE	TRA034ICL-41W



SYSTEM ELEMENT	COLOR	ARTICLE
SUSPENSION KIT	■ BLACK	TRA034SW-2B
	□ WHITE	TRA034SW-2W



SURFACE MOUNTING CLIP	COLOR	ARTICLE
SURFACE MOUNTING CLIP	■ BLACK	TRA034HS-21B
	□ WHITE	TRA034HS-21W



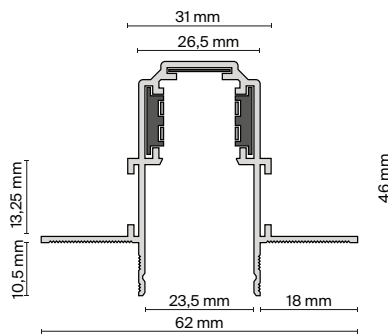
Elements of a magnetic track system Exility for built-in mounting

B

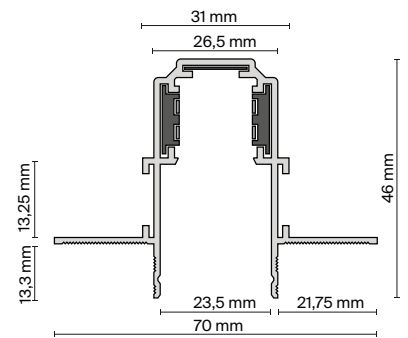
GYPSUM BOARD
9.5 MM

GYPSUM BOARD
12.5 MM

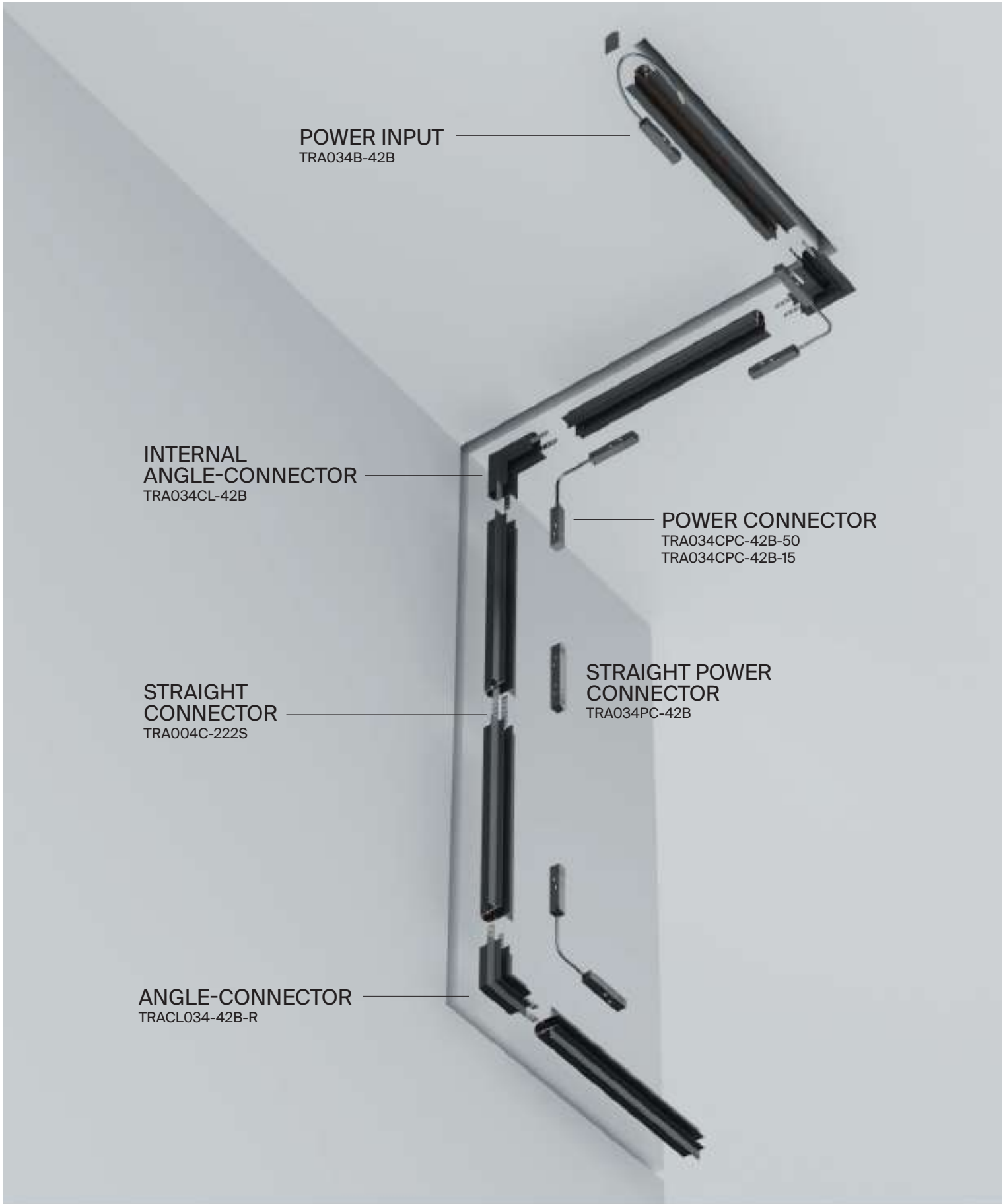
SYSTEM ELEMENT	COLOR	ARTICLE	SIZE	ARTICLE	SIZE
TRACK	■ BLACK	TRX034-421B	H46 X W62 X L1000	TRX034-421.12B	H46 X W70 X L1000
	■ BLACK	TRX034-422B	H46 X W62 X L2000	TRX034-422.12B	H46 X W70 X L2000
	□ WHITE	–	H46 X W62 X L1000	TRX034-421.12W	H46 X W70 X L1000
	□ WHITE	–	H46 X W62 X L2000	TRX034-422.12W	H46 X W70 X L2000



TRX034-421B/TRX034-422B












TRX034-421.12B/TRX034-422.12B/
TRX034-421.12W/TRX034-422.12W



EXILTY IN-BUILT MAGNETIC TRACK

Elements of a magnetic track system Exility for built-in mounting

B

SYSTEM ELEMENT	COLOR	GYPSUM BOARD 9.5 MM	GYPSUM BOARD 12.5 MM
		ARTICLE	ARTICLE
STRAIGHT CONNECTOR	 SILVER	TRA034C-42S	TRA034C-42S
ANGLE-CONNECTOR	 BLACK	TRACL034-42B-R	TRA034CL-42.12B
	 WHITE	–	TRA034CL-42.12W
T-CONNECTOR	 BLACK	–	TRA034CT-42.12B
	 WHITE	–	TRA034CT-42.12W
INTERNAL ANGLE-CONNECTOR	 BLACK	TRA034CL-42B	TRA034ICL-42.12B
	 WHITE	–	TRA034ICL-42.12W
RADIUS CONNECTOR	 BLACK	TRA044-ANGLE	TRA044-ANGLE.12B
	 WHITE	–	TRA044ANGLE.12BW





TRA044-ANGLE

Power connectors and drivers



SYSTEM ELEMENT	COLOR	ARTICLE
POWER INPUT	■ BLACK	TRA034B-42B
	■ BLACK	TRA034B-42B-1
	□ WHITE	TRA034B-42W-1
STRAIGHT POWER CONNECTOR	■ BLACK	TRA034PC-42B
	□ WHITE	TRA034PC-42W
POWER ANGLE FLEXIBLE CONNECTOR 15CM	■ BLACK	TRA034CPC-42B-15
	■ BLACK	TRA034CPC-42B-15-1
	□ WHITE	TRA034CPC-42W-15-1
POWER ANGLE FLEXIBLE CONNECTOR 50CM	■ BLACK	TRA034CPC-42B-50







Power supply and drivers





Power supplies (AC-DC converters) are designed to convert the AC voltage of the supply network into DC voltage and are used to supply the track magnet system with DC 48V. Specific features: resistance to increased input voltage up to 300V (up to 5 seconds) and vibration up to 5G.

- Input voltage range: 85...264 V;
- Short circuit, overload, surge-voltage protection (for all models);
- efficiency: 87.5-91.5%



SYSTEM ELEMENT	COLOR	ARTICLE	SIZE	POWER
POWER SUPPLY	 SILVER	TRA004DR-100S	H30 X W97 X L129	100W
	 SILVER	TRA004DR-150S	H30 X W97 X L159	150W
	 SILVER	TRA004DR-200S	H30 X W115 X L215	200W
	 SILVER	TRA004DR-320S	H30 X W115 X L215	350W



POWER SUPPLY	 BLACK	TRX034DR4-100B-1	H44 X W23 X L300	100W
	 BLACK	TRX034DR4-200B-1	H44 X W23 X L325	200W
	 WHITE	TRX034DR4-100W-1	H44 X W23 X L300	100W
	 WHITE	TRX034DR4-200W-1	H44 X W23 X L325	200W



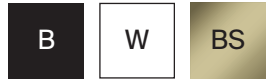
Alfa

^{EN} Metal body. The LED light source is recessed into the body. Low glare level (UGR <15) and high color rendering index.

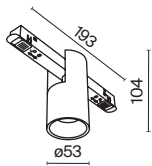
^{DE} Metallrahmen. Die im Rahmen versenkte LED-Lichtquelle. Niedrige Blendwirkung (UGR <15) und hoher Farbwiedergabeindex.

^{IT} Corpo in metallo. La sorgente luminosa a LED è incassata nel corpo. Abbagliamento ridotto (UGR <15) e indice di resa cromatica elevato.

^{FR} Corps métallique. Source de lumière LED encastrée dans le corps. Faible niveau d'éblouissement (UGR <15) et fort indice de rendu de couleur.



LEDS COB



BEAM ANGLE	CCT	COLOR	ARTICLE	POWER	LIGHT FLUX	DIMMABLE	IP
WIDE 	3K WARM	■ BLACK	TR122-2-7W3K-B	7 W	370 LM	NO	IP 20
	3K WARM	□ WHITE	TR122-2-7W3K-W	7 W	340 LM	NO	IP 20
	3K WARM	■ BRASS	TR122-2-7W3K-BS	7 W	370 LM	NO	IP 20
	3K-6K ADJUSTABLE	■ BLACK	TR122-4-7W-DS-B	7 W	410 LM	BLUETOOTH CCT	IP 20
	3K-6K ADJUSTABLE	□ WHITE	TR122-4-7W-DS-W	7 W	380 LM	BLUETOOTH CCT	IP 20
	3K-6K ADJUSTABLE	■ BRASS	TR122-4-7W-DS-BS	7 W	370 LM	BLUETOOTH CCT	IP 20



TR122-2-7W3K-B




Alfa S

^{EN} Aluminium fittings, colors: black, white, brass. Cylinder-shaped lamps for accent lighting. A recessed LED light source eliminates glare. Color temperature: 3000K. Models with color temperature variability of 3000K-6000K are also available. Scattering angle: 50.

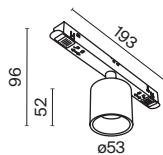
^{DE} Beschläge aus Aluminium, Farben - Schwarz, Weiß, Messing. Zylinderförmige Leuchten für die Akzentbeleuchtung. Versenkte LED-Lichtquelle - schließt die Blendwirkung aus. Farbtemperatur - 3000K, es sind auch Modelle mit einer Farbtemperatur-Optionen von 3000K-6000K erhältlich. Streuwinkel - 50.

^{IT} L'armatura e' in alluminio, colori sono-nero, bianco, ottone. Le lampade sono fatte a forma di cilindro per illuminazione d'accento. La sorgente luminosa da incasso a LED-elimina l'effetto accecante. La temperatura del colore è 3000K, sono disponibili anche I modelli con la variazione della temperatura del colore da 3000K a 6000K. L'angolo di dispersion e' 50.

^{FR} Armature en aluminium, couleurs - noir, blanc, laiton. Lampes en forme de cylindre pour un éclairage d'accentuation. Source de lumière LED calorifuge encastrée - élimine l'éblouissement. Température de couleur 3000K, des modèles avec variabilité de température de couleur sont également disponibles - 3000K-6000K. Angle de diffusion - 50.



LEDS COB



BEAM ANGLE	CCT	COLOR	ARTICLE	POWER	LIGHT FLUX	DIMMABLE	IP
WIDE 	3K WARM	■ BLACK	TR132-2-7W3K-B	7 W	330 LM	NO	IP 20
	3K WARM	□ WHITE	TR132-2-7W3K-W	7 W	330 LM	NO	IP 20
	3K WARM	■ BRASS	TR132-2-7W3K-BS	7 W	380 LM	NO	IP 20
	3K-6K ADJUSTABLE	■ BLACK	TR132-4-7W-DS-B	7 W	360 LM	BLUETOOTH CCT	IP 20
	3K-6K ADJUSTABLE	□ WHITE	TR132-4-7W-DS-W	7 W	350 LM	BLUETOOTH CCT	IP 20
	3K-6K ADJUSTABLE	■ BRASS	TR132-4-7W-DS-BS	7 W	390 LM	BLUETOOTH CCT	IP 20

50



TR122-2-7W3K-BS



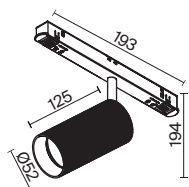
Artisan

^{EN} Graphic texture. Metal body. A recessed light source provides visual comfort for the eyes. Up-to-date colors: black, white and matte gold. An optional anti-glare grille HoneyComb-D45 ensuring a low glare factor is available for this model.


^{DE} Grafische Textur. Metallrahmen. Die versenkte Lichtquelle schafft visuellen Komfort für die Augen. Aktuelle Farben - Schwarz, Weiß und Mattes Gold. Das Blendschutzgitter HoneyComb-D45 kann für diese Modell nachgekauft werden, um einen geringen Blendfaktor zu gewährleisten.

^{IT} La fattura e' grafica. Il corpo di metallo. La sorgente luminosa da incasso a LED crea un comfort visivo per gli occhi. I colori attuali sono nero, bianco ed l'oro opaco. A questo modello può acquistare una griglia antiriflesso HoneyComb-D45, che garantisce un basso coefficiente di un abbagliamento dalla luce.

^{FR} Façture graphique. Corps métallique. La source de lumière encastrée crée un confort visuel pour les yeux. Couleurs actuelles - noir, blanc et or mat. Vous pouvez acheter une grille anti-éblouissement HoneyComb-D45 pour le modèle, qui assurera un faible facteur d'éblouissement.



BEAM ANGLE	CCT	COLOR	ARTICLE	POWER	LIGHT FLUX	DIMMABLE	IP
MEDIUM 	3K WARM	■ BLACK	TR097-2-12W3K-M-BB	12 W	870 LM	NO	IP 20
	3K WARM	■ BLACK / WHITE	TR097-2-12W3K-M-BW	12 W	930 LM	NO	IP 20
	3K WARM	■ BLACK / MATTE GOLD	TR097-2-12W3K-M-BMG	12 W	950 LM	NO	IP 20
	4K DAY	■ BLACK	TR097-2-12W4K-M-BB	12 W	980 LM	NO	IP 20
	4K DAY	■ BLACK / WHITE	TR097-2-12W4K-M-BW	12 W	980 LM	NO	IP 20
	4K DAY	■ BLACK / MATTE GOLD	TR097-2-12W4K-M-BMG	12 W	1050 LM	NO	IP 20



TR097-2-12W3K-M-BB

Graphic texture of the lamp body.
LED energy efficient light source.

Usable with the HoneyComb-D38 anti-glare grille
to reduce the glare factor.



ANTI-DAZZLE FILTERS

ARTICLE	DIAMETER
HONEYCOMB-D45	45 MM




Focus LED

^{EN} A high pressure aluminium body provides necessary heat dissipation. The lamps are made in black and white colors. LED light source. Color temperature: 3000K and 4000 K. Scattering angle: 38. A distinctive feature of the Focus LED series is minimalism combined with modern technologies.

^{DE} Der Rahmen ist aus Hochdruckaluminium hergestellt, das für die notwendige Wärmeableitung sorgt. Die Leuchten sind in Schwarz und Weiß erhältlich. LED-Lichtquelle. Farbtemperatur - 3000K und 4000K. Streuwinkel - 38. Minimalismus in Kombination mit moderner Technik ist das Markenzeichen der Serie FOCUS LED.

^{IT} Il corpo fatto in alluminio ad alta pressione fornisce l'alto livello di dissipatore di calore. Le lampade sono disponibili in colori bianco e nero. La sorgente luminosa a LED. La temperatura di colore e' 3000 K e 4000 K. L'angolo di dispersione è 38. Il minimalismo combinato con la tecnologia moderna è una caratteristica distintiva della serie Focus LED.

^{FR} Le corps est en aluminium haute pression, qui assure la dissipation thermique nécessaire. Les luminaires sont disponibles en couleurs noir et blanc. La source de lumière LED. Température de couleur 3000 K et 4000 K. Angle de dispersion-38. Le minimalisme en combinaison avec les technologies modernes est une caractéristique distinctive de la série Focus LED.



LEDS EPISTAR



CHOOSE YOUR COLOR TEMPERATURE



WARM / DAY / ADJUSTABLE

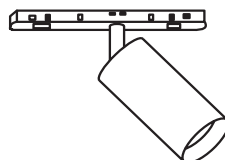
DIMMING POSSIBILITIES



NO / BLUETOOTH CCT / DALI

CHOOSE POWER AND SIZE

5W × Ø45 / 12W × Ø52 / 20W × Ø65





TR032-2-5W3K-M-B TR032-2-12W3K-M-B TR032-2-20W3K-M-B


Compatible with lenses and anti-glare filters (p. 64).



BLUETOOTH CCT *You can change the temperature and brightness via your smartphone.



*Ultra-low Unified Glare Rating. The lamp is suitable for use in reading nooks and relaxing areas.







Focus LED

^{EN} A high pressure aluminium body provides necessary heat dissipation. The lamps are made in black and white colors. LED light source. Color temperature: 3000K and 4000 K. Scattering angle: 38. A distinctive feature of the Focus LED series is minimalism combined with modern technologies.

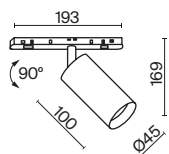
^{DE} Der Rahmen ist aus Hochdruckaluminium hergestellt, das für die notwendige Wärmeableitung sorgt. Die Leuchten sind in Schwarz und Weiß erhältlich. LED-Lichtquelle. Farbtemperatur - 3000K und 4000K. Streuwinkel - 38. Minimalismus in Kombination mit moderner Technik ist das Markenzeichen der Serie FOCUS LED.


^{IT} Il corpo fatto in alluminio ad alta pressione fornisce l'alto livello di dissipatore di calore. Le lampade sono disponibili in colori bianco e nero. La sorgente luminosa a LED. La temperatura di colore è 3000 K e 4000 K. L'angolo di dispersione è 38. Il minimalismo combinato con la tecnologia moderna è una caratteristica distintiva della serie Focus LED.

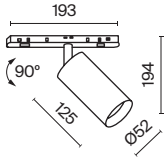
^{FR} Le corps est en aluminium haute pression, qui assure la dissipation thermique nécessaire. Les luminaires sont disponibles en couleurs noir et blanc. La source de lumière LED. Température de couleur 3000 K et 4000 K. Angle de dispersion-38. Le minimalisme en combinaison avec les technologies modernes est une caractéristique distinctive de la série Focus LED.




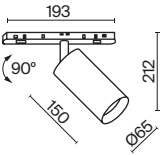
LEDS EPISTAR




BEAM ANGLE	CCT	COLOR	ARTICLE	POWER	LIGHT FLUX	DIMMABLE	IP
SPOT 	3K WARM	☐ WHITE	TR032-2-5W3K-S-W	5 W	420 LM	NO	IP 20
	3K WARM	■ BLACK	TR032-2-5W3K-S-B	5 W	350 LM	NO	IP 20
	4K DAY	☐ WHITE	TR032-2-5W4K-S-W	5 W	470 LM	NO	IP 20
	4K DAY	■ BLACK	TR032-2-5W4K-S-B	5 W	380 LM	NO	IP 20
	3K-6K ADJUSTABLE	☐ WHITE	TR032-4-5W3K-S-DS-W	5 W	420 LM	BLUETOOTH CCT	IP 20
	3K-6K ADJUSTABLE	■ BLACK	TR032-4-5W3K-S-DS-B	5 W	380 LM	BLUETOOTH CCT	IP 20



BEAM ANGLE	CCT	COLOR	ARTICLE	POWER	LIGHT FLUX	DIMMABLE	IP
SPOT 	3K WARM	<input type="checkbox"/> WHITE	TR032-2-12W3K-S-W	12 W	970 LM	NO	IP 20
	3K WARM	<input checked="" type="checkbox"/> BLACK	TR032-2-12W3K-S-B	12 W	840 LM	NO	IP 20
	4K DAY	<input type="checkbox"/> WHITE	TR032-2-12W4K-S-W	12 W	1000 LM	NO	IP 20
	4K DAY	<input checked="" type="checkbox"/> BLACK	TR032-2-12W4K-S-B	12 W	840 LM	NO	IP 20
	3K-6K ADJUSTABLE	<input type="checkbox"/> WHITE	TR032-4-12W3K-S-DS-W	12 W	1080 LM	BLUETOOTH CCT	IP 20
	3K-6K ADJUSTABLE	<input checked="" type="checkbox"/> BLACK	TR032-4-12W3K-S-DS-B	12 W	900 LM	BLUETOOTH CCT	IP 20



BEAM ANGLE	CCT	COLOR	ARTICLE	POWER	LIGHT FLUX	DIMMABLE	IP
SPOT 	3K WARM	<input type="checkbox"/> WHITE	TR032-2-20W3K-S-W	20 W	1600 LM	NO	IP 20
	3K WARM	<input checked="" type="checkbox"/> BLACK	TR032-2-20W3K-S-B	20 W	1400 LM	NO	IP 20
	4K DAY	<input type="checkbox"/> WHITE	TR032-2-20W4K-S-W	20 W	1910 LM	NO	IP 20
	4K DAY	<input checked="" type="checkbox"/> BLACK	TR032-2-20W4K-S-B	20 W	1500 LM	NO	IP 20
	3K-6K ADJUSTABLE	<input type="checkbox"/> WHITE	TR032-4-20W3K-S-DS-W	20 W	1630 LM	BLUETOOTH CCT	IP 20
	3K-6K ADJUSTABLE	<input checked="" type="checkbox"/> BLACK	TR032-4-20W3K-S-DS-B	20 W	1500 LM	BLUETOOTH CCT	IP 20

Focus LED

^{EN} A high pressure aluminium body provides necessary heat dissipation. The lamps are made in black and white colors. LED light source. Color temperature: 3000K and 4000 K. Scattering angle: 38. A distinctive feature of the Focus LED series is minimalism combined with modern technologies.

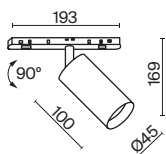
^{DE} Der Rahmen ist aus Hochdruckaluminium hergestellt, das für die notwendige Wärmeableitung sorgt. Die Leuchten sind in Schwarz und Weiß erhältlich. LED-Lichtquelle. Farbtemperatur - 3000K und 4000K. Streuwinkel - 38. Minimalismus in Kombination mit moderner Technik ist das Markenzeichen der Serie FOCUS LED.

^{IT} Il corpo fatto in alluminio ad alta pressione fornisce l'alto livello di dissipatore di calore. Le lampade sono disponibili in colori bianco e nero. La sorgente luminosa a LED. La temperatura di colore è 3000 K e 4000 K. L'angolo di dispersione è 38. Il minimalismo combinato con la tecnologia moderna è una caratteristica distintiva della serie Focus LED.

^{FR} Le corps est en aluminium haute pression, qui assure la dissipation thermique nécessaire. Les luminaires sont disponibles en couleurs noir et blanc. La source de lumière LED. Température de couleur 3000 K et 4000 K. Angle de dispersion-38. Le minimalisme en combinaison avec les technologies modernes est une caractéristique distinctive de la série Focus LED.

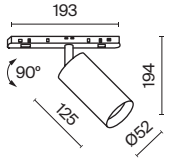



LEDS EPISTAR

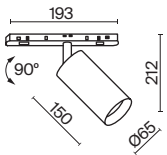



BEAM ANGLE	CCT	COLOR	ARTICLE	POWER	LIGHT FLUX	DIMMABLE	IP
	3K WARM	BRASS / BLACK	TR032-2-5W3K-M-BBS	5 W	380 LM	NO	IP 20
	3K-6K ADJUSTABLE	BRASS / BLACK	TR032-4-5W3K-M-DS-BBS	5 W	376 LM	BLUETOOTH CCT	IP 20
	3K-6K ADJUSTABLE	BLACK	TR032-4-5WTW-S-DD-B	5 W	300 LM	DALI	IP 20
	3K-6K ADJUSTABLE	WHITE	TR032-4-5WTW-S-DD-W	5 W	350 LM	DALI	IP 20

60



BEAM ANGLE	CCT	COLOR	ARTICLE	POWER	LIGHT FLUX	DIMMABLE	IP	
MEDIUM 	3K	WARM	BRASS / BLACK	TR032-2-12W3K-M-BBS	12 W	910 LM	NO	IP 20
	3K-6K	ADJUSTABLE	BRASS / BLACK	TR032-4-12W3K-M-DS-BBS	12 W	950 LM	BLUETOOTH CCT	IP 20
	3K-6K	ADJUSTABLE	BLACK	TR032-4-12WTW-S-DD-B	12 W	950 LM	DALI	IP 20
	3K-6K	ADJUSTABLE	WHITE	TR032-4-12WTW-S-DD-W	12 W	950 LM	DALI	IP 20



BEAM ANGLE	CCT	COLOR	ARTICLE	POWER	LIGHT FLUX	DIMMABLE	IP	
SPOT 	3K-6K	ADJUSTABLE	BLACK	TR032-4-20WTW-S-DD-B	20 W	1200 LM	BLUETOOTH CCT	IP 20
	3K-6K	ADJUSTABLE	WHITE	TR032-4-20WTW-S-DD-W	20 W	1200 LM	BLUETOOTH CCT	IP 20


Focus LED

^{EN} Metal body. The LED light source is recessed into the body. Low glare level (UGR <15) and high color rendering index.

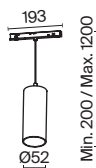
^{DE} Metallrahmen. Die im Rahmen versenkte LED-Lichtquelle. Niedrige Blendwirkung (UGR <15) und hoher Farbwiedergabeindex.

^{IT} Corpo in metallo. La sorgente luminosa a LED è incassata nel corpo. Abbagliamento ridotto (UGR <15) e indice di resa cromatica elevato.

^{FR} Corps métallique. Source de lumière LED encastrée dans le corps. Faible niveau d'éblouissement (UGR <15) et fort indice de rendu de couleur.



LEDS EPISTAR



BEAM ANGLE	CCT	COLOR	ARTICLE	POWER	LIGHT FLUX	DIMMABLE	IP	
MEDIUM 	3K	WARM	■ BLACK	TR041-2-12W3K-B	12 W	840 LM	NO	IP 20
	3K	WARM	□ WHITE	TR041-2-12W3K-W	12 W	1040 LM	NO	IP 20
	3K	WARM	■ BRASS / BLACK	TR041-2-12W3K-BBS	12 W	890 LM	NO	IP 20
	4K	DAY	■ BLACK	TR041-2-12W4K-B	12 W	900 LM	NO	IP 20
	4K	DAY	□ WHITE	TR041-2-12W4K-W	12 W	1090 LM	NO	IP 20
	3K-6K	ADJUSTABLE	■ BLACK	TR041-4-12W3K-M-DS-B	12 W	900 LM	BLUETOOTH CCT	IP 20
	3K-6K	ADJUSTABLE	□ WHITE	TR041-4-12W3K-M-DS-W	12 W	890 LM	BLUETOOTH CCT	IP 20
	3K-6K	ADJUSTABLE	■ BRASS / BLACK	TR041-4-12W3K-M-DS-BBS	12 W	1020 LM	BLUETOOTH CCT	IP 20
	3K-6K	ADJUSTABLE	■ BLACK	TR041-4-12WTW-DD-B	12 W	900 LM	DALI	IP 20
	3K-6K	ADJUSTABLE	□ WHITE	TR041-4-12WTW-DD-W	12 W	900 LM	DALI	IP 20



TR041-2-12W3K-B

CRI>90 *High color rendering index allows you to maximize the interior colors.

Compatible with lenses and anti-glare filters (p. 64).



BLUETOOTH *You can change the temperature and brightness via your smartphone.
CCT



*Ultra-low Unified Glare Rating. The lamp is suitable for use in reading nooks and relaxing areas.




Control via remote control and Smart Hub is possible.





Focus LED lenses and filters

^{EN} Replaceable lens to adjust the scattering beam angle (15°, 24°, 36° and 50°).
^{DE} Auswechselbare Linse zur Einstellung des Streuwinkels (15°, 24°, 36° und 50°).
^{IT} Lente intercambiabile per regolare l'angolo di diffusione (15°, 24°, 36° e 50°).
^{FR} Lentille amovible pour le réglage de l'angle de diffusion (sur 15°, 24°, 36° et 50°).

Set of professional accessories and optics for light design



LENSES

BEAM ANGLE	ARTICLE	DIAMETER	COMPATIBILITY
SUPER SPOT 	LENSD31-15	35 MM	TR032-2-5W TR032-4-5W
	LENSD38-15	43 MM	TR032-2-12W TR032-4-12W TR041-2-12W TR041-4-12W
	LENSD50-15	55 MM	TR032-2-20W TR032-4-20W
SPOT 	LENSD31-24	35 MM	TR032-2-5W TR032-4-5W
	LENSD38-24	43 MM	TR032-2-12W TR032-4-12W TR041-2-12W TR041-4-12W
	LENSD50-24	55 MM	TR032-2-20W TR032-4-20W
MEDIUM 	LENSD31-36	35 MM	TR032-2-5W TR032-4-5W
	LENSD38-36	43 MM	TR032-2-12W TR032-4-12W TR041-2-12W TR041-4-12W
	LENSD50-36	55 MM	TR032-2-20W TR032-4-20W
WIDE 	LENSD31-50	35 MM	TR032-2-5W TR032-4-5W
	LENSD38-50	43 MM	TR032-2-12W TR032-4-12W TR041-2-12W TR041-4-12W
	LENSD50-50	55 MM	TR032-2-20W TR032-4-20W

ANTI-DAZZLE FILTERS

ARTICLE	DIAMETER	COMPATIBILITY
HONEYCOMB-D31	33 MM	TR032-2-5W TR032-4-5W
HONEYCOMB-D38	42 MM	TR032-2-12W TR032-4-12W TR041-2-12W TR041-4-12W
HONEYCOMB-D50	53 MM	TR032-2-20W TR032-4-20W



To install a new lens in the FOCUS LED luminaire, unscrew the trim, replace the lens with a new one and screw the trim ring back.

To install an anti-glare filter in a FOCUS LED luminaire, unscrew the trim, install a light filter into it and screw the trim ring back.

Focus LED lenses and filters

^{EN} Replaceable lens to adjust the scattering beam angle (15°, 24°, 36° and 50°).
^{DE} Auswechselbare Linse zur Einstellung des Streuwinkels (15°, 24°, 36° und 50°).
^{IT} Lente intercambiabile per regolare l'angolo di diffusione (15°, 24°, 36° e 50°).
^{FR} Lentille amovible pour le réglage de l'angle de diffusion (sur 15°, 24°, 36° et 50°).

Set of professional accessories and optics for light design



WHITE RING

ARTICLE	DIAMETER	COMPATIBILITY
RINGS-5-W	35 MM	TR032-2-5W3K-S-B TR032-2-5W3K-S-W TR032-2-5W4K-S-B TR032-2-5W4K-S-W TR032-4-5W3K-S-DS-W TR032-4-5W3K-S-DS-B
RINGM-12-W	43 MM	TR021-1-12B3K-W-B TR021-1-12B3K-W-D-B TR021-1-12B4K-W-B TR021-1-12B4K-W-D-B TR021-1-12W3K-W-D-W TR021-1-12W3K-W-W TR021-1-12W4K-W-D-W TR021-1-12W4K-W-W TR032-2-12W3K-S-B TR032-2-12W3K-S-W TR032-2-12W4K-S-B TR032-2-12W4K-S-W TR032-4-12W3K-S-DS-B TR032-4-12W3K-S-DS-W TR041-2-12W3K-B TR041-2-12W3K-W TR041-2-12W4K-B TR041-2-12W4K-W TR041-4-12W3K-M-DS-B TR041-4-12W3K-M-DS-W
RINGL-20-W	55 MM	TR032-2-20W3K-S-B TR032-2-20W3K-S-W TR032-2-20W4K-S-B TR032-2-20W4K-S-W TR032-4-20W3K-S-DS-W TR032-4-20W3K-S-DS-B

ARTICLE	DIAMETER	COMPATIBILITY
RINGLACR-12	43 MM	TR021-1-12B3K-W-B TR021-1-12B3K-W-D-B TR021-1-12B4K-W-B TR021-1-12B4K-W-D-B TR021-1-12W3K-W-D-W TR021-1-12W3K-W-W TR021-1-12W4K-W-D-W TR021-1-12W4K-W-W TR032-2-12W3K-S-B TR032-2-12W3K-S-W TR032-2-12W4K-S-B TR032-2-12W4K-S-W TR032-4-12W3K-S-DS-B TR032-4-12W3K-S-DS-W TR041-2-12W3K-B TR041-2-12W3K-W TR041-2-12W4K-B TR041-2-12W4K-W TR041-4-12W3K-M-DS-B TR041-4-12W3K-M-DS-W



ARTICLE	DIAMETER	COMPATIBILITY
RINGMACR-5-W	35 MM	TR032-2-5W3K-S-B TR032-2-5W3K-S-W TR032-2-5W4K-S-B TR032-2-5W4K-S-W TR032-4-5W3K-S-DS-W TR032-4-5W3K-S-DS-B

ARTICLE	DIAMETER	COMPATIBILITY
RINGSACR-5-W	35 MM	TR032-2-5W3K-S-B TR032-2-5W3K-S-W TR032-2-5W4K-S-B TR032-2-5W4K-S-W TR032-4-5W3K-S-DS-W TR032-4-5W3K-S-DS-B

ARTICLE	DIAMETER	COMPATIBILITY
RINGMACR-12-W	43 MM	TR021-1-12B3K-W-B TR021-1-12B3K-W-D-B TR021-1-12B4K-W-B TR021-1-12B4K-W-D-B TR021-1-12W3K-W-D-W TR021-1-12W3K-W-W TR021-1-12W4K-W-D-W TR021-1-12W4K-W-W TR032-2-12W3K-S-B TR032-2-12W3K-S-W TR032-2-12W4K-S-B TR032-2-12W4K-S-W TR032-4-12W3K-S-DS-B TR032-4-12W3K-S-DS-W TR041-2-12W3K-B TR041-2-12W3K-W TR041-2-12W4K-B TR041-2-12W4K-W TR041-4-12W3K-M-DS-B TR041-4-12W3K-M-DS-W

ARTICLE	DIAMETER	COMPATIBILITY
RINGSACR-12-W	43 MM	TR021-1-12B3K-W-B TR021-1-12B3K-W-D-B TR021-1-12B4K-W-B TR021-1-12B4K-W-D-B TR021-1-12W3K-W-D-W TR021-1-12W3K-W-W TR021-1-12W4K-W-D-W TR021-1-12W4K-W-W TR032-2-12W3K-S-B TR032-2-12W3K-S-W TR032-2-12W4K-S-B TR032-2-12W4K-S-W TR032-4-12W3K-S-DS-B TR032-4-12W3K-S-DS-W TR041-2-12W3K-B TR041-2-12W3K-W TR041-2-12W4K-B TR041-2-12W4K-W TR041-4-12W3K-M-DS-B TR041-4-12W3K-M-DS-W

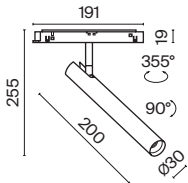
Focus T

^{EN} Aluminium body, colors: black, white, brass. A recessed LED light source provides visual comfort for the eyes. Color temperature: 3000K. Scattering angle: 36. A compact diameter of the dome lamp.


^{DE} Der Rahmen ist aus Aluminium hergestellt, die Farben - Schwarz, Weiß und Messing. Die Led-Lichtquelle ist für den Komfort der Augen in den Rahmen versenkt. Farbtemperatur - 3000K. Streuwinkel - 36. Kompakter Lampenschirmdurchmesser.

^{IT} Il corpo è fatto in alluminio, i colori sono nero, bianco e ottone. La sorgente luminosa a Led è incassata nel corpo per il comfort degli occhi. La temperatura di colore è 3000 K. L'angolo di dispersione è 36. Il diametro compatto del paralume.

^{FR} Le corps est fait en aluminium, couleurs - noir, blanc et laiton. La source de lumière LED est encastrée dans le corps pour le confort des yeux. Température de couleur 3000 K. Angle de dispersion-36. Diamètre de l'abat-jour compact.



BEAM ANGLE	CCT	COLOR	ARTICLE	POWER	LIGHT FLUX	DIMMABLE	IP
	WARM	BLACK	TR141-2-6W3K-M-B	6 W	270 LM	NO	IP 20
	WARM	WHITE	TR141-2-6W3K-M-W	6 W	280 LM	NO	IP 20
	WARM	BRASS	TR141-2-6W3K-M-BS	6 W	280 LM	NO	IP 20



TR141-2-6W3K-M-B

Recessed light source.

Rotary mechanism.



LED energy efficient light source.



Basis

^{EN} Metal body. Wide beam angle. The LED light source is hidden under a matte diffuser. Smart luminaries with temperature control, dimmable, controlled by voice and remotely through the application.

^{DE} Metallrahmen. Breiter Lichtstreuwinkel. Die LED-Lichtquelle ist unter einem matten Diffusor verborgen. Die intelligenten Leuchten mit Temperatursteuerung.

^{IT} Corpo in metallo. Ampio angolo di diffusione. La sorgente luminosa a LED è nascosta sotto un diffusore opaco. Lampade intelligenti con controllo della temperatura, dimmerabili, comandate a voce e da remoto tramite l'applicazione.

^{FR} Corps métallique. Grand angle de diffusion. Source de lumière LED dissimulée sous un diffuseur mat. Les luminaires-smart avec réglage de température, sont équipés de variateurs, contrôlables à la voix et à distance via une application.



LEDS OSRAM



CHOOSE YOUR COLOR TEMPERATURE



WARM / DAY / ADJUSTABLE

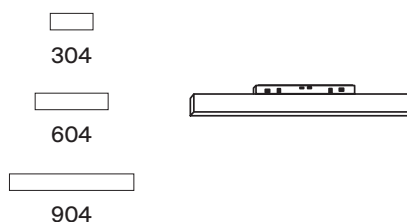
DIMMING POSSIBILITIES



NO / BLUETOOTH CCT/ DALI

CHOOSE POWER AND SIZE

12W × 304 / 24W × 604 / 30W × 904





TR030-2-12W3K-B

Light source with opal diffuser for anti-glare effect.

Control via remote control and Smart Hub is possible.



BLUETOOTH CCT *You can change the temperature and brightness via your smartphone.

Basis

^{EN} Metal body. Wide beam angle. The LED light source is hidden under a matte diffuser. Smart luminaries with temperature control, dimmable, controlled by voice and remotely through the application.

^{DE} Metallrahmen. Breiter Lichtstreuwinkel. Die LED-Lichtquelle ist unter einem matten Diffusor verborgen. Die intelligenten Leuchten mit Temperatursteuerung.

^{IT} Corpo in metallo. Ampio angolo di diffusione. La sorgente luminosa a LED è nascosta sotto un diffusore opaco. Lampade intelligenti con controllo della temperatura, dimmerabili, comandate a voce e da remoto tramite l'applicazione.

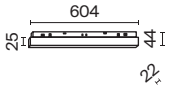
^{FR} Corps métallique. Grand angle de diffusion. Source de lumière LED dissimulée sous un diffuseur mat. Les luminaires-smart avec réglage de température, sont équipés de variateurs, contrôlables à la voix et à distance via une application.




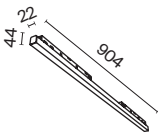
LEDS OSRAM




BEAM ANGLE	CCT	COLOR	ARTICLE	POWER	LIGHT FLUX	DIMMABLE	IP
	3K WARM	■ BLACK	TR030-2-12W3K-B	12 W	720 LM	NO	IP 20
	3K WARM	□ WHITE	TR030-2-12W3K-W	12 W	600 LM	NO	IP 20
	4K DAY	■ BLACK	TR030-2-12W4K-B	12 W	780 LM	NO	IP 20
	4K DAY	□ WHITE	TR030-2-12W4K-W	12 W	640 LM	NO	IP 20
	3K-6K ADJUSTABLE	■ BLACK	TR030-4-12W3K-WW-DS-B	12 W	780 LM	BLUETOOTH CCT	IP 20
	3K-6K ADJUSTABLE	□ WHITE	TR030-4-12W3K-WW-DS-W	12 W	770 LM	BLUETOOTH CCT	IP 20
	3K-6K ADJUSTABLE	■ BLACK	TR030-4-12WTW-DD-B	12 W	800 LM	DALI	IP 20
	3K-6K ADJUSTABLE	□ WHITE	TR030-4-12WTW-DD-W	12 W	800 LM	DALI	IP 20



BEAM ANGLE	CCT	COLOR	ARTICLE	POWER	LIGHT FLUX	DIMMABLE	IP	
WASH WIDE 	3K	WARM	BLACK	TR030-2-24W3K-B	24 W	1440 LM	NO	IP20
	3K	WARM	WHITE	TR030-2-24W3K-W	24 W	1350 LM	NO	IP20
	4K	DAY	BLACK	TR030-2-24W4K-B	24 W	1560 LM	NO	IP20
	4K	DAY	WHITE	TR030-2-24W4K-W	24 W	1340 LM	NO	IP20
	3K-6K	ADJUSTABLE	BLACK	TR030-4-24W3K-WW-DS-B	24 W	1560 LM	BLUETOOTH CCT	IP20
	3K-6K	ADJUSTABLE	WHITE	TR030-4-24W3K-WW-DS-W	24 W	1550 LM	BLUETOOTH CCT	IP20
	3K-6K	ADJUSTABLE	BLACK	TR030-4-24WTW-DD-B	24 W	1500 LM	DALI	IP20
	3K-6K	ADJUSTABLE	WHITE	TR030-4-24WTW-DD-W	24 W	1500 LM	DALI	IP20



BEAM ANGLE	CCT	COLOR	ARTICLE	POWER	LIGHT FLUX	DIMMABLE	IP	
WASH WIDE 	3K-6K	ADJUSTABLE	BLACK	TR030-4-30WTW-DD-B	30 W	1650 LM	DALI	IP20
	3K-6K	ADJUSTABLE	WHITE	TR030-4-30WTW-DD-W	30 W	1650 LM	DALI	IP20

Basis

^{EN} Metal body. Wide beam angle. The LED light source is hidden under a matte diffuser. Smart lamps with temperature control, dimmable, controlled by voice and remotely through the application.

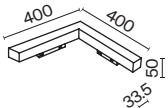
^{DE} Metallrahmen. Breiter Lichtstreuwinkel. Die LED-Lichtquelle ist unter einem matten Diffusor verborgen. Die intelligenten Leuchten mit Temperatursteuerung.

^{IT} Corpo in metallo. Ampio angolo di diffusione. La sorgente luminosa a LED è nascosta sotto un diffusore opaco. Lampade intelligenti con controllo della temperatura, dimmerabili, comandate a voce e da remoto tramite l'applicazione.

^{FR} Corps métallique. Grand angle de diffusion. Source de lumière LED dissimulée sous un diffuseur mat. Les luminaires-smart avec réglage de température, sont équipés de variateurs, contrôlables à la voix et à distance via une application.



LEDS OSRAM



BEAM ANGLE	CCT	COLOR	ARTICLE	POWER	LIGHT FLUX	DIMMABLE	IP
	3K WARM	■ BLACK	TR042-2-24W3K-1	24 W	1230 LM	NO	IP 20
	3K WARM	□ WHITE	TR042-2-24W3K-W	24 W	1310 LM	NO	IP 20
	4K DAY	■ BLACK	TR042-2-24W4K-1	24 W	1250 LM	NO	IP 20
	4K DAY	□ WHITE	TR042-2-24W4K-W	24 W	1400 LM	NO	IP 20
	3K-6K ADJUSTABLE	■ BLACK	TR042-4-24W3K-WW-DS-1	24 W	1280 LM	BLUETOOTH CCT	IP 20
	3K-6K ADJUSTABLE	□ WHITE	TR042-4-24W3K-WW-DS-W	24 W	1380 LM	BLUETOOTH CCT	IP 20




TR042-2-24W3K

The lamp acts as a angle power connector.

Control via remote control and Smart Hub is possible.



BLUETOOTH CCT *You can change the temperature and brightness via your smartphone.



Basis

^{EN} Metal body. Wide beam angle. The LED light source is hidden under a matte diffuser. Smart lamps with temperature control, dimmable, controlled by voice and remotely through the application.

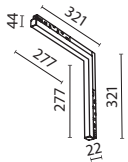
^{DE} Metallrahmen. Breiter Lichtstreuwinkel. Die LED-Lichtquelle ist unter einem matten Diffusor verborgen. Die intelligenten Leuchten mit Temperatursteuerung.

^{IT} Corpo in metallo. Ampio angolo di diffusione. La sorgente luminosa a LED è nascosta sotto un diffusore opaco. Lampade intelligenti con controllo della temperatura, dimmerabili, comandate a voce e da remoto tramite l'applicazione.

^{FR} Corps métallique. Grand angle de diffusion. Source de lumière LED dissimulée sous un diffuseur mat. Les luminaires-smart avec réglage de température, sont équipés de variateurs, contrôlables à la voix et à distance via une application.



LEDS OSRAM



BEAM ANGLE	CCT	COLOR	ARTICLE	POWER	LIGHT FLUX	DIMMABLE	IP
	3K WARM	■ BLACK	TR102-24W3K-B-1	24 W	1230 LM	NO	IP 20
	3K WARM	□ WHITE	TR102-24W3K-W	24 W	1680 LM	NO	IP 20
	4K DAY	■ BLACK	TR102-24W4K-B-1	24 W	1250 LM	NO	IP 20
	4K DAY	□ WHITE	TR102-24W4K-W	24 W	1770 LM	NO	IP 20
	3K-6K ADJUSTABLE	■ BLACK	TR102-24W-DS-B-1	24 W	1280 LM	BLUETOOTH CCT	IP 20
	3K-6K ADJUSTABLE	□ WHITE	TR102-24W-DS-W	24 W	1150 LM	BLUETOOTH CCT	IP 20



TR102-24W4K-B

Light source with opal diffuser for anti-glare effect.

Control via remote control and Smart Hub is possible.



BLUETOOTH CCT *You can change the temperature and brightness via your smartphone.



Basis Rot

^{EN} Aluminium fittings. The lamps are made in black and white colors. LED light source. Color temperature: 3000K and 4000 K. The lamps of the Basis Rot family attract with their modern design and functionality. Lamps with a rotary mechanism allow to direct light in the interior.

^{DE} Beschläge aus Aluminium. Die Leuchten sind in Schwarz und Weiß erhältlich. LED-Lichtquelle. Farbtemperatur - 3000K und 4000K. Die Leuchten der Basis-Rot-Familie bestehen durch ihr modernes Design und ihre Funktionalität. Leuchten mit einem Drehmechanismus ermöglichen es, das Licht in den Innenraum zu richten.

^{IT} L'armatura e' in alluminio. Le lampade sono realizzate in colori bianco e nero. La sorgente luminosa a LED. La temperatura di colore e' 3000 K e 4000 K.

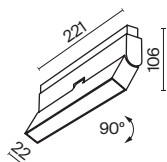
Le lampade della famiglia Basis Rot attirano l'attenzione con il loro design moderno e la loro funzionalità. Le lampade con il meccanismo rotante consentono di dirigere la luce all'interno.

^{FR} Armature en aluminium. Les luminaires sont faits en noir et blanc. Source de lumière LED. Température de couleur 3000 K et 4000 K.

Les luminaires de la famille Basis Rot attirent par leur design moderne et leur fonctionnalité. Les luminaires à mécanisme rotatif permettent de diriger la lumière à l'intérieur.



LEDS OSRAM



BEAM ANGLE	CCT	COLOR	ARTICLE	POWER	LIGHT FLUX	DIMMABLE	IP
	ADJUSTABLE	BLACK	TR036-4-12WTW-DD-B	12 W	550 LM	DALI	IP 20
	ADJUSTABLE	WHITE	TR036-4-12WTW-DD-W	12 W	600 LM	DALI	IP 20



TR036-2-12W3K-B

Light source with opal diffuser for anti-glare effect.

Adjustment of the luminous flux direction in the vertical plane 90° forward and 45°.



BLUETOOTH CCT *You can change the temperature and brightness via your smartphone.



Elti

^{EN} A high pressure aluminum body provides high heat dissipation. Three body colors: black, white and brass. LED light source. Anti-glare effect thanks to a recessed Cob light source. A rotating mechanism on an elegant bar to adjust the light flux. The optics provides high quality light and a clear, uniform light beam. Lenses and HoneyComb-D38 anti-glare filter are compatible with the Focus Led 12W series.

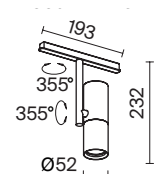
^{DE} Hochdruck-Aluminiumrahmen für hohe Wärmeableitung. Blendschutzwirkung dank der versenkten Cob-Lichtquelle. Schwenkvorrichtung an einer stilvollen Leiste zur Einstellung des Lichtstroms. Die Optik sorgt für hohe Lichtqualität und ein klares und gleichmäßiges Lichtbündel. Die Linsen, HoneyComb HoneyComb-D38 Blendschutzfilter sind kompatibel mit der Serie Focus Led 12W.

^{IT} Il corpo fatto in alluminio ad alta pressione fornisce l'alto livello di dissipatore di calore. L'effetto anti - slittamento grazie alla sorgente luminosa Cob da incasso. Il meccanismo girevole su una barra elegante per regolare il flusso luminoso. L'ottica fornisce una luce dell'alta qualità e un fascio di luce uniforme e chiaro. Lenti, filtro anti-slittamento HoneyComb HoneyComb-D38 sono compatibili dalla serie Focus Led 12W.

^{FR} Le corps est en aluminium haute pression, offre une dissipation thermique élevée. Effet anti-éblouissant grâce à la source lumineuse Cob encastrée. Un mécanisme rotatif sur une barre élégante pour régler le flux lumineux. L'optique fournit une lumière de haute qualité et un faisceau lumineux clair et uniforme. Les lentilles et le filtre anti-éblouissement HoneyComb HoneyComb-D38 sont compatibles avec la série Focus Led 12W.




LEDS COB



BEAM ANGLE	CCT	COLOR	ARTICLE	POWER	LIGHT FLUX	DIMMABLE	IP
MEDIUM 	3K WARM	BLACK	TR005-2-12W3K-B	12 W	850 LM	NO	IP 20
	3K WARM	WHITE	TR005-2-12W3K-BW	12 W	860 LM	NO	IP 20
	3K WARM	BRASS / BLACK	TR005-2-12W3K-BBS	12 W	850 LM	NO	IP 20
	3K-6K ADJUSTABLE	BLACK	TR005-4-12W-DS-B	12 W	950 LM	BLUETOOTH CCT	IP 20
	3K-6K ADJUSTABLE	WHITE	TR005-4-12W-DS-BW	12 W	990 LM	BLUETOOTH CCT	IP 20
	3K-6K ADJUSTABLE	BRASS / BLACK	TR005-4-12W-DS-BBS	12 W	960 LM	BLUETOOTH CCT	IP 20

80



TR005-2-12W3K-B

A recessed light source provides an anti-glare effect.

A rotary mechanism on an elegant bar.



High heat dissipation of the body against overheating.



Elti Duo

^{EN} A high pressure aluminum body provides high heat dissipation. Three body colors: black, white and brass. LED light source. Anti-glare effect thanks to a recessed Cob light source. A rotating mechanism on an elegant bar to adjust the light flux. The optics provides high quality light and a clear, uniform light beam. Lenses and HoneyComb-D38 anti-glare filter are compatible with the Focus Led 12W series.

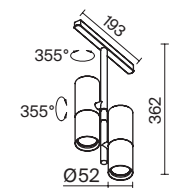
^{DE} Hochdruck-Aluminiumrahmen für hohe Wärmeableitung. Blendschutzwirkung dank der versenkten Cob-Lichtquelle. Schwenkvorrichtung an einer stilvollen Leiste zur Einstellung des Lichtstroms. Die Optik sorgt für hohe Lichtqualität und ein klares und gleichmäßiges Lichtbündel. Die Linsen, HoneyComb HoneyComb-D38 Blendschutzfilter sind kompatibel mit der Serie Focus Led 12W.

^{IT} Il corpo fatto in alluminio ad alta pressione fornisce l'alto livello di dissipatore di calore. L'effetto anti - slittamento grazie alla sorgente luminosa Cob da incasso. Il meccanismo girevole su una barra elegante per regolare il flusso luminoso. L'ottica fornisce una luce dell'alta qualità e un fascio di luce uniforme e chiaro. Lenti, filtro anti-slittamento HoneyComb HoneyComb-D38 sono compatibili dalla serie Focus Led 12W.


^{FR} Le corps est en aluminium haute pression, offre une dissipation thermique élevée. Effet anti-éblouissant grâce à la source lumineuse Cob encastrée. Un mécanisme rotatif sur une barre élégante pour régler le flux lumineux. L'optique fournit une lumière de haute qualité et un faisceau lumineux clair et uniforme. Les lentilles et le filtre anti-éblouissement HoneyComb HoneyComb-D38 sont compatibles avec la série Focus Led 12W.



LEDS COB



BEAM ANGLE	CCT	COLOR	ARTICLE	POWER	LIGHT FLUX	DIMMABLE	IP
MEDIUM 	3K WARM	■ BLACK	TR005-2-2X12W3K-B	24 W	1470 LM	NO	IP 20
	3K WARM	□ WHITE	TR005-2-2X12W3K-BW	24 W	1810 LM	NO	IP 20
	3K WARM	■ BRASS / BLACK	TR005-2-2X12W3K-BBS	24 W	1630 LM	NO	IP 20
	3K-6K ADJUSTABLE	■ BLACK	TR005-4-2X12W-DS-B	24 W	1740 LM	BLUETOOTH CCT	IP 20
	3K-6K ADJUSTABLE	□ WHITE	TR005-4-2X12W-DS-BW	24 W	1802 LM	BLUETOOTH CCT	IP 20
	3K-6K ADJUSTABLE	■ BRASS / BLACK	TR005-4-2X12W-DS-BBS	24 W	1624 LM	BLUETOOTH CCT	IP 20




TR005-2-2X12W3K-B

A recessed light source provides an anti-glare effect.

A rotary mechanism on an elegant bar.



High-quality optics produce clean and uniform light.





GALA

TR108-2-10W3K-B

– The art of trimming away superfluous matter is an endeavor of profound artistry, cultivated over the expanse of a lifetime. My lifelong devotion to this craft has borne bountiful fruits. To pass by my creation is a feat nigh impossible. I am, at heart, a collector, a curator of the exceptional, ensuring that no gem languishes in obscurity. Indeed, you might say, I possess a touch of the artist.

Gala Picture Lighting Fixture with Adjustable Blinds

Gala

^{EN} Aluminium body, colors: black, white. A recessed LED light source provides visual comfort for the eyes. Color temperature: 3000 K; as well as models with the ability to adjust color temperature in the range of 3000 K-6000 K. Special shutters give a round or square shape to a light spot of various sizes. A focusing ring adjusts the light spot clarity.

^{DE} Aluminiumrahmen, Farben - Schwarz, Weiß. Die Led-Lichtquelle ist für den Komfort der Augen in den Rahmen versenkt. Farbtemperatur - 3000K, sowie Modelle mit der Möglichkeit, die Farbtemperatur zwischen 3000K und 6000K einzustellen. Mit Hilfe spezieller Verschlüsse kann der Lichtpunkt rund oder quadratisch in verschiedenen Größen gestaltet werden. Mit dem Fokussiererring lässt sich die Schärfe des Lichtpunkts einstellen.

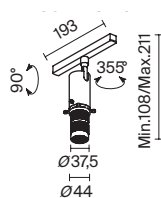
^{IT} Corpo in alluminio, i colori sono nero, bianco. La sorgente luminosa a Led è incassata nel corpo per il comfort degli occhi. La temperatura del colore è di 3000 K, così come i modelli con la possibilità della regolazione la temperatura di colore nell'intervallo da 3000 K a 6000 K. Con l'aiuto delle tende speciali è possibile dare una forma rotonda o quadrata di una macchia luminosa delle diverse dimensioni. Con l'anello di messa a fuoco è possibile regolare la chiarezza della macchia luminosa.

^{FR} Corps en aluminium, couleurs - noir, blanc. La source de lumière LED est encastrée dans le corps pour le confort des yeux. Température de couleur 3 000 K, ainsi que des modèles avec possibilité de régler la température de couleur dans la plage 3 000 K-6 000 K. À l'aide de rideaux spéciaux, vous pouvez créer une forme ronde ou carrée d'un spot lumineux de différentes tailles. À l'aide de la bague de mise au point, vous pouvez régler la clarté du spot lumineux.

B



LEDS COB



BEAM ANGLE	CCT	COLOR	ARTICLE	POWER	LIGHT FLUX	DIMMABLE	IP
 SPOT	WARM	BLACK	TR108-2-10W3K-B	10 W	360 LM	NO	IP 20
	ADJUSTABLE	BLACK	TR108-4-10W3K-DS-B	10 W	290 LM	BLUETOOTH CCT	IP 20



TR108-4-10W3K-DS-B

A telescopic lens mechanism allows you to adjust the projection angle from 20° to 35°.




Special curtains for adjusting a round or square beam.



A focusing ring for adjusting the light spot clarity..





LARC



TR086-2-25W4K-B

— I harbor an aversion to constraints, for life's bounty must be embraced in its entirety. To radiate brilliance, to seize each moment with unwavering zeal—such is my creed. My compatriots label me a show-off, yet I posit that a vivacious, audacious accent is a facet of existence whereon we all yearn.

Larc Light Fixture with Flood Light and 360 Degree Swivel

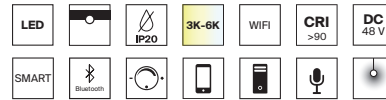
Larc

^{EN} Matte diffuser on the body for uniform illumination. Rotation around its axis by 355°. Wide beam angle. LED light source.

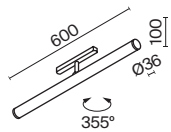
^{DE} Matter Diffusor am Rahmen sorgt für eine gleichmäßige Beleuchtung. 355°-Drehung um die eigene Achse. Breiter Lichtstreuwinkel. LED-Lichtquelle.

^{IT} Diffusore opaco sul corpo per un'illuminazione uniforme. Rotazione attorno al proprio asse di 355°. Ampio angolo di diffusione. Sorgente luminosa LED.

^{FR} Diffuseur mat sur le corps pour un éclairage uniforme. Rotation autour de son axe sur 355°. Grand angle de diffusion. Source de lumière LED.



LEDS EPISTAR



BEAM ANGLE	CCT	COLOR	ARTICLE	POWER	LIGHT FLUX	DIMMABLE	IP
FLOOD 	3K WARM	■ BLACK	TR086-2-25W3K-B	25 W	1880 LM	NO	IP 20
	3K WARM	□ WHITE	TR086-2-25W3K-W	25 W	1580 LM	NO	IP 20
	4K DAY	■ BLACK	TR086-2-25W4K-B	25 W	1880 LM	NO	IP 20
	4K DAY	□ WHITE	TR086-2-25W4K-W	25 W	1950 LM	NO	IP 20
	3K-6K ADJUSTABLE	■ BLACK	TR086-4-25W-DS-B	25 W	1880 LM	BLUETOOTH CCT	IP 20
	3K-6K ADJUSTABLE	□ WHITE	TR086-4-25W-DS-W	25 W	1970 LM	BLUETOOTH CCT	IP 20

90



TR086-2-25W3K-B

CRI>90


*High color rendering index allows you to maximize the interior colors.

Light source with opal diffuser for anti-glare effect.



BLUETOOTH CCT

*You can change the temperature and brightness via your smartphone.



Luna

^{EN} Metal fittings. Dome lamp: blown glass with a compact matte diffuser inside. LED light source. Color temperature: 3000 K and 4000 K; for some models, color temperature may vary in the range of 3000 K-6000 K due to dimming. Scattering angle: 360. A trick of the light on the outer glass element. Constructivism aesthetics in the design.

^{DE} Beschläge - Metall. Lampenschirm - mundgeblasenes Glas mit einem kompakten matten Diffusor im Inneren. LED-Lichtquelle. Farbtemperatur - 3000K und 4000K, bei einigen Leuchten ist die Farbtemperatur-Option durch Dimmen im Bereich 3000K-6000K erhältlich. Streuwinkel - 360. Das Spiel von Licht auf dem äußeren Glaselement. Die Ästhetik des Konstruktivismus im Design.

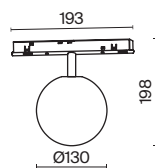
^{IT} L'armature e' metallo. Il paralume è fatto in vetro soffiato con il diffusore di color opaco compatto all'interno. La sorgente luminosa a LED. La temperatura del colore è 3000 K e 4000 K, per alcuni lampade è disponibile la variabilità della temperature di colore nell'intervallo da 3000 K a 6000 K attraverso il processo del dimmerazione. L'angolo di dispersione è 360.

Il Gioco di luce sull'elemento di vetro esterno. L'estetica del costruttivismo nel design.

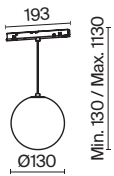
^{FR} Armature en métal. L'abat-jour est en verre soufflé avec un diffuseur mat compact à l'intérieur. Source de lumière LED. La température de couleur est de 3 000 K et 4 000 K, pour certains modèles, une variabilité de la température de couleur est possible en raison de la gradation dans la plage de 3 000 K à 6 000 K. Angle de dispersion 360. Jeu de lumière sur l'élément extérieur en verre. Esthétique du constructivisme dans le design.



LEDS EPISTAR



BEAM ANGLE	CCT	COLOR	ARTICLE	POWER	LIGHT FLUX	DIMMABLE	IP
FLOOD 	3K WARM	■ BLACK	TR038-2-5W3K-1	5 W	320 LM	NO	IP 20
	3K WARM	□ WHITE	TR038-2-5W3K-W-1	5 W	330 LM	NO	IP 20
	4K DAY	■ BLACK	TR038-2-5W4K-1	5 W	320 LM	NO	IP 20
	4K DAY	□ WHITE	TR038-2-5W4K-W-1	5 W	330 LM	NO	IP 20
	3K-6K ADJUSTABLE	■ BLACK	TR038-4-5W3K-WW-DS-1	5 W	320 LM	BLUETOOTH CCT	IP 20
	3K-6K ADJUSTABLE	□ WHITE	TR038-4-5W3K-WW-DS-W-1	5 W	340 LM	BLUETOOTH CCT	IP 20
	3K-6K ADJUSTABLE	■ BLACK	TR038-4-5WTW-DD-B	5 W	300 LM	DALI	IP 20



BEAM ANGLE	CCT	COLOR	ARTICLE	POWER	LIGHT FLUX	DIMMABLE	IP	
FLOOD 	3K	WARM	■ BLACK	TR039-2-5W3K-1	5 W	330 LM	NO	IP 20
	3K	WARM	□ WHITE	TR039-2-5W3K-W-1	5 W	330 LM	NO	IP 20
	4K	DAY	■ BLACK	TR039-2-5W4K-1	5 W	330 LM	NO	IP 20
	4K	DAY	□ WHITE	TR039-2-5W4K-W-1	5 W	330 LM	NO	IP 20
	3K-6K	ADJUSTABLE	■ BLACK	TR039-4-5W3K-WW-DS-1	5 W	330 LM	BLUETOOTH CCT	IP 20
	3K-6K	ADJUSTABLE	□ WHITE	TR039-4-5W3K-WW-DS-W-1	5 W	340 LM	BLUETOOTH CCT	IP 20
	3K-6K	ADJUSTABLE	■ BLACK	TR039-4-5WTW-DD-B	5 W	350 LM	DALI	IP 20





Outline

^{EN} Aluminium fittings. Shades: white, black and matte gold. Trendy asymmetry in the design. Adjustable height. Integrated LED sources, acrylic diffuser. Color temperature of 3000K or 4000K is set at the installation stage.

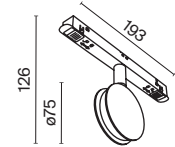
^{DE} Material der Beschläge - Aluminium, Farbtöne - Weiß, Schwarz und Mattes Gold. Trendige Asymmetrie im Design. Einstellbare Höhe. Integrierte LED-Quellen, Acryl-Diffusor. Farbtemperatur - 3000K oder 4000K wird bei der Installation eingestellt.

^{IT} Il materiale dell'armatura è alluminio, le tonalità sono bianche, nere, oro opaco. Un' asimmetria di tendenza nel design. L'altezza e' regolabile. Le sorgenti a LED sono integrate, il diffusore e' fatto in acrilico. La temperatura di colore 3000K oppure 4000K si installa nella fase di installazione.


^{FR} Matériau de l'armature en aluminium, teintes - blanc, noir, or mat. Asymétrie tendance dans le design. Hauteur réglable. Sources LED intégrées, diffuseur acrylique. Température de couleur 3000K ou 4000K - installée au stade du montage.



LEDS SMD



BEAM ANGLE	CCT	COLOR	ARTICLE	POWER	LIGHT FLUX	DIMMABLE	IP
	WARM	BLACK	TR090-2-6W3K-B	6 W	110 LM	NO	IP 20
	ADJUSTABLE	BLACK	TR090-4-6W-DS-B	6 W	130 LM	BLUETOOTH CCT	IP 20



TR090-2-6W3K-B

Rotation of the lamp body about its axis.



An optical effect of a continuous line of light corridor and circular peripheral lighting.



Parete

^{EN} Aluminium fittings, colors: black, white. LED light source. Color temperature: 3000 K; as well as models with the ability to adjust color temperature in the range of 3000 K-6000 K. Scattering angle: 120. Wall Washer optics – uniform light flooding of the walls.

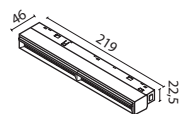
^{DE} Beschläge aus Aluminium, Farben - Weiß, Schwarz. LED-Lichtquelle. Farbtemperatur - 3000K, sowie Modelle mit der Möglichkeit, die Farbtemperatur zwischen 3000K und 6000K einzustellen. Streuwinkel - 120. Wall-Washer-Optik - gleichmäßige Füllung der Wände mit Licht.

^{IT} L'armatura e' in alluminio, colori sono bianco, nero. La sorgente luminosa a LED. La temperatura del colore è di 3000 K e anche ci sono i modelli con la possibilità di regolazione della temperatura di colore nell'intervallo da 3000 K a 6000 K. L'angolo di dispersione è 120. L'ottica di Wall Washer questo e' il riempimento uniforme delle pareti con luce.

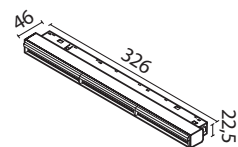
^{FR} Armature en aluminium, couleurs - blanc, noir. Source de lumière LED. Température de couleur 3000 K, ainsi que des modèles avec la possibilité de régler la température de couleur dans la plage 3000 K-6000 K. Angle de diffusion - 120. Optique Wall Washing - inondation uniforme des murs de lumière.



LEDS SMD



BEAM ANGLE	CCT	COLOR	ARTICLE	POWER	LIGHT FLUX	DIMMABLE	IP
	WARM	BLACK	TR106-2-12W3K-B	12 W	480 LM	NO	IP 20
	WARM	WHITE	TR106-2-12W3K-W	12 W	560 LM	NO	IP 20
	ADJUSTABLE	BLACK	TR106-4-12W-DS-B	12 W	220 LM	BLUETOOTH CCT	IP 20
	ADJUSTABLE	WHITE	TR106-4-12W-DS-W	12 W	310 LM	BLUETOOTH CCT	IP 20



BEAM ANGLE	CCT	COLOR	ARTICLE	POWER	LIGHT FLUX	DIMMABLE	IP
	WARM	BLACK	TR106-2-18W3K-B	18 W	720 LM	NO	IP 20
	WARM	WHITE	TR106-2-18W3K-W	18 W	880 LM	NO	IP 20
	ADJUSTABLE	BLACK	TR106-4-18W-DS-B	18 W	380 LM	BLUETOOTH CCT	IP 20
	ADJUSTABLE	WHITE	TR106-4-18W-DS-W	18 W	360 LM	BLUETOOTH CCT	IP 20



TR106-2-12W3K-B

Wall Washer optics - uniform color flooding of the walls.



Wide scattering angle: 120.



Plato

^{EN} Aluminium fittings, color: black. LED light source. Color temperature: 3000 K; as well as models with the ability to adjust color temperature in the range of 3000 K-6000 K. Scattering angle: 120°. The lifting mechanism provides cable length adjustment with a slight movement of the hand.

^{DE} Beschläge aus Aluminium, Farbe - Schwarz. LED-Lichtquelle. Farbtemperatur - 3000K, sowie Modelle mit der Möglichkeit, die Farbtemperatur zwischen 3000K und 6000K einzustellen. Streuwinkel - 120°. Das Hebezeug ermöglicht es, die Länge des Seils durch einfache Handbewegung einzustellen.

^{IT} L'armatura e' in alluminio, colore e' nero. La sorgente luminosa a LED. La temperatura di colore è di 3000 K e anche ci sono i modelli con la possibilità di regolazione della temperatura di colore nell'intervallo da 3000 K a 6000 K. L'angolo di dispersione è 120°. Il meccanismo di sollevamento consente di regolare la lunghezza del cavo con un leggero movimento di una mano.






^{FR} Armature en aluminium, couleur - noir. Source de lumière LED. Température de couleur 3000 K, ainsi que des modèles avec possibilité de régler la température de couleur dans la plage 3000 K-6000 K. Angle de dispersion - 120°. Le mécanisme de levage permet d'ajuster la longueur du câble d'un léger mouvement de la main.

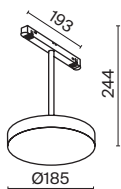
B








LEDS SMD



BEAM ANGLE	CCT	COLOR	ARTICLE	POWER	LIGHT FLUX	DIMMABLE	IP
	 WARM	 BLACK	TR131-2-15W3K-B	15 W	720 LM	NO	IP 20
	 ADJUSTABLE	 BLACK	TR131-4-15W-DS-B	15 W	710 LM	NO	IP 20



BEAM ANGLE	CCT	COLOR	ARTICLE	POWER	LIGHT FLUX	DIMMABLE	IP
	 WARM	 BLACK	TR123-2-15W3K-B	15 W	710 LM	NO	IP 20
	 ADJUSTABLE	 BLACK	TR123-4-15W-DS-B	15 W	770 LM	NO	IP 20

100



TR123-2-15W3K-B

Allow for placing accents over the required area.

Engaging disc-shaped design.



Wide scattering angle.



Points

^{EN} Metal body. Hidden LED light source. Focusing optics for key-light. Smart lamps with temperature control, dimmable, controlled by voice and remotely through the application.
^{DE} Metallrahmen. Versteckte LED-Lichtquelle. Konzentrierende Optik für gerichtete Beleuchtung. Die intelligenten Leuchten mit Temperatursteuerung sind dimmbar, sprachaktivierbar und können über eine App ferngesteuert werden.
^{IT} Corpo in metallo. Sorgente luminosa a LED nascosta. Ottica concentrante per illuminazione direzionale. Lampade intelligenti con controllo della temperatura, dimmerabili, comandate a voce e da remoto tramite l'applicazione.
^{FR} Corps en métal. de lumière LED dissimulée. Optique non imageante pour un éclairage orientable. Les luminaires-smart avec réglage de température, sont équipés de variateurs, contrôlables à la voix et à distance via une application.



LEDS OSRAM



CHOOSE YOUR COLOR TEMPERATURE



WARM / DAY / ADJUSTABLE

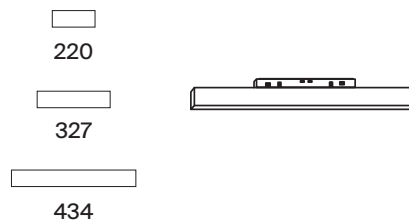
DIMMING POSSIBILITIES



NO / BLUETOOTH CCT / DALI

CHOOSE POWER AND SIZE

12W × 220 / 18W × 327 / 24W × 434





TR031-2-12W4K-B

CRI>90 *High color rendering index allows you to maximize the interior colors.

Control via remote control and Smart Hub is possible.



BLUETOOTH CCT *You can change the temperature and brightness via your smartphone.



Ultra-low Unified Glare Rating. The lamp is suitable for use in preading nooks and relaxing areas.



Points

^{EN} Metal body. Hidden LED light source. Focusing optics for key-light. Smart lamps with temperature control, dimmable, controlled by voice and remotely through the application.

^{DE} Metallrahmen. Versteckte LED-Lichtquelle. Konzentrierende Optik für gerichtete Beleuchtung. Die intelligenten Leuchten mit Temperatursteuerung sind dimmbar, sprachaktivierbar und können über eine App ferngesteuert werden.

^{IT} Corpo in metallo. Sorgente luminosa a LED nascosta. Ottica concentrante per illuminazione direzionale. Lampade intelligenti con controllo della temperatura, dimmerabili, comandate a voce e da remoto tramite l'applicazione.

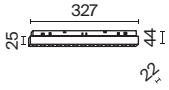
^{FR} Corps en métal. de lumière LED dissimulée. Optique non imageante pour un éclairage orientable. Les luminaires-smart avec réglage de température, sont équipés de variateurs, contrôlables à la voix et à distance via une application.




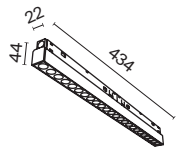
LEDS OSRAM




BEAM ANGLE	CCT	COLOR	ARTICLE	POWER	LIGHT FLUX	DIMMABLE	IP
MEDIUM 	3K WARM	■ BLACK	TR031-2-12W3K-B	12 W	840 LM	NO	IP 20
	3K WARM	□ WHITE	TR031-2-12W3K-W	12 W	900 LM	NO	IP 20
	4K DAY	■ BLACK	TR031-2-12W4K-B	12 W	900 LM	NO	IP 20
	4K DAY	□ WHITE	TR031-2-12W4K-W	12 W	940 LM	NO	IP 20
	3K-6K ADJUSTABLE	■ BLACK	TR031-4-12WTW-DD-B	12 W	900 LM	DALI	IP 20
	3K-6K ADJUSTABLE	□ WHITE	TR031-4-12WTW-DD-W	12 W	900 LM	DALI	IP 20
	3K-6K ADJUSTABLE	■ BLACK	TR031-4-12W3K-S-DS-B	12 W	900 LM	BLUETOOTH CCT	IP 20
	3K-6K ADJUSTABLE	□ WHITE	TR031-4-12W3K-S-DS-W	12 W	810 LM	BLUETOOTH CCT	IP 20



BEAM ANGLE	CCT	COLOR	ARTICLE	POWER	LIGHT FLUX	DIMMABLE	IP	
MEDIUM 	3K	WARM	BLACK	TR031-2-18W3K-B	18 W	1260 LM	NO	IP 20
	3K	WARM	WHITE	TR031-2-18W3K-W	18 W	1210 LM	NO	IP 20
	4K	DAY	BLACK	TR031-2-18W4K-B	18 W	1350 LM	NO	IP 20
	4K	DAY	WHITE	TR031-2-18W4K-W	18 W	1320 LM	NO	IP20
	3K-6K	ADJUSTABLE	BLACK	TR031-4-18WTW-DD-B	18 W	1350 LM	DALI	IP 20
	3K-6K	ADJUSTABLE	WHITE	TR031-4-18WTW-DD-W	18 W	1350 LM	DALI	IP 20
	3K-6K	ADJUSTABLE	BLACK	TR031-4-18W3K-S-DS-B	18 W	1160 LM	BLUETOOTH CCT	IP 20
	3K-6K	ADJUSTABLE	WHITE	TR031-4-18W3K-S-DS-W	18 W	1160 LM	BLUETOOTH CCT	IP 20



BEAM ANGLE	CCT	COLOR	ARTICLE	POWER	LIGHT FLUX	DIMMABLE	IP	
MEDIUM 	3K-6K	ADJUSTABLE	BLACK	TR031-4-24WTW-DD-B	24 W	1650 LM	DALI	IP 20
	3K-6K	ADJUSTABLE	WHITE	TR031-4-24WTW-DD-W	24 W	1650 LM	DALI	IP 20

Points Rot

^{EN} Aluminium and plastic fittings. Colors: black, white. LED light source. Color temperature: 3000K and 4000K. The lamps of the Points Rot family attract with their modern design and functionality. Lamps with a rotary mechanism allow you to direct light in the interior. Arrange your lighting space creating your personal design.

^{DE} Material der Beschläge - Aluminium und Kunststoff, Farben - Schwarz, Weiß. LED-Lichtquelle. Farbtemperatur 3000K und 4000K. Die Leuchten der Points-Rot-Familie bestehen durch ihr modernes Design und ihre Funktionalität. Leuchten mit einem Drehmechanismus ermöglichen es, das Licht in den Innenraum zu richten. Gestalten Sie Ihren Beleuchtungsraum nach Ihrem persönlichen Geschmack.

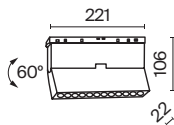
^{IT} Il materiale della armatura è di alluminio e della material plastica, i colori sono nero, bianco. La sorgente luminosa a LED. La temperatura di colore e' da 3000K a 4000K. Le lampade della famiglia Points Rot attirano l'attenzione con il loro design moderno e la loro funzionalità. Le lampade con il meccanismo rotante consentono di dirigere la luce all'interno. Forma il Suo spazio dell' illuminazione creando il suo design personale.

^{FR} Matériau de l'armature - aluminium et plastique, couleurs - noir, blanc. Source de lumière LED. Température de couleur 3000K et 4000K.

Les luminaires de la famille Points Rot séduisent par leur design moderne et leur fonctionnalité. Les luminaires à mécanisme rotatif permettent de diriger la lumière vers l'intérieur. Organisez votre espace d'éclairage en créant votre design personnel.



LEDS OSRAM



BEAM ANGLE	CCT	COLOR	ARTICLE	POWER	LIGHT FLUX	DIMMABLE	IP
	ADJUSTABLE	BLACK	TR033-4-12WTW-DD-B	12 W	850 LM	DALI	IP 20
	ADJUSTABLE	WHITE	TR033-4-12WTW-DD-W	12 W	900 LM	DALI	IP 20

106



TR033-4-12WTW-DD-B



Points S

^{EN} Aluminium fittings, colors: black, white. LED light source. Color temperature: 3000K and 4000K. Scattering angle: 24. The unique optical system of the lamp creates an amazing "light from nowhere" effect and is invisible even when turned on, illuminating only the necessary object. Equipped with HoneyComb anti-glare filter.

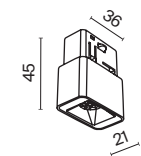
^{DE} Material der Beschläge - Aluminium, Farben - Schwarz, Weiß. LED-Lichtquelle. Farbtemperatur - 3000K und 4000K. Streuwinkel - 24. Die einzigartige Optik der Leuchte erzeugt einen überraschenden "Licht aus dem Nichts"-Effekt und ist selbst im eingeschalteten Zustand unsichtbar und beleuchtet nur das gewünschte Objekt. Ausgestattet mit dem HoneyComb Blendschutzfilter.


^{IT} Il materiale del rinforzo è alluminio, i colori sono nero, bianco. La sorgente luminosa a LED. La temperatura del colore è 3000K e 4000K. L'angolo di dispersione è 24. L'esclusivo sistema ottico della lampada crea un effetto straordinario "luce da nessun luogo" ed è invisibile anche quando è acceso, illuminando solo di un oggetto necessario. Dotato di un filtro anti - slittamento di HoneyComb.

^{FR} Matériau de l'armature - aluminium, couleurs - noir, blanc. Source de lumière LED. Température de couleur 3000K et 4000K. L'angle de dispersion est de 24. Le système optique unique de la lampe crée un effet étonnant de « lumière venue de nulle part » et est invisible même lorsqu'elle est allumée, illuminant uniquement l'objet nécessaire. Equipé d'un filtre anti-éblouissement HoneyComb.



LEDS SMD




BEAM ANGLE	CCT	COLOR	ARTICLE	POWER	LIGHT FLUX	DIMMABLE	IP
SPOT 	3K WARM	■ BLACK	TR100-2-2W3K-S-B	2 W	90 LM	NO	IP 20
	3K WARM	□ WHITE	TR100-2-2W3K-S-W	2 W	110 LM	NO	IP 20
	4K DAY	■ BLACK	TR100-2-2W4K-S-B	2 W	90 LM	NO	IP 20
	4K DAY	□ WHITE	TR100-2-2W4K-S-W	2 W	100 LM	NO	IP 20



TR100-2-2W3K-S-B





RADO

TR040-4-18WTW-DD-B

— I eschew the simplistic binary divisions of the world into stark dualities—white and black, warmth and chill. The world, as I perceive it, unfolds in a tapestry of richness and diversity. The challenge lies in discerning and crafting a symphony of shades, each nuance a resplendent note within the grand opus of light. I grasp the subtleties at my fingertips and harmonize with them in a seamless gesture. This, my dear interlocutor, is an art mastered solely by those of the highest echelons.

Rado dual protocol Bluetooth Mesh & Dali Dimmable
and color temperature changing light fixture


Rado

^{EN} Matte diffuser on the body for uniform illumination. Rotation around its axis by 355°. Wide beam angle. LED light source. Smart lamps with temperature control, dimmable, controlled by voice and remotely through the application.

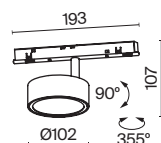
^{DE} Matter Diffusor am Rahmen sorgt für eine gleichmäßige Beleuchtung. 355°-Drehung um die eigene Achse. Breiter Lichtstreuwinkel. LED-Lichtquelle. Die intelligenten Leuchten mit Temperatursteuerung sind dimmbar, sprachaktivierbar und können über eine App ferngesteuert werden.

^{IT} Diffusore opaco sul corpo per un'illuminazione uniforme. Rotazione intorno al proprio asse di 355°. Ampio angolo di diffusione. Sorgente luminosa LED. Lampade intelligenti con controllo della temperatura, dimmerabili, comandate a voce e da remoto tramite l'applicazione.

^{FR} Diffuseur mat sur le corps pour un éclairage uniforme. Rotation autour de son axe sur 355°. Grand angle de diffusion. Source de lumière LED. Les luminaires-smart avec réglage de température, sont équipés de variateurs, contrôlables à la voix et à distance via une application.



LEDS EPISTAR



BEAM ANGLE	CCT	COLOR	ARTICLE	POWER	LIGHT FLUX	DIMMABLE	IP	
WASH WIDE 	3K	WARM	■ BLACK	TR040-2-18W3K	18 W	1080 LM	NO	IP 20
	3K	WARM	□ WHITE	TR040-2-18W3K-W	18 W	1120 LM	NO	IP 20
	3K	WARM	■ BRASS / BLACK	TR040-2-18W3K-BBS	18 W	900 LM	NO	IP 20
	4K	DAY	■ BLACK	TR040-2-18W4K	18 W	1170 LM	NO	IP 20
	4K	DAY	□ WHITE	TR040-2-18W4K-W	18 W	1260 LM	NO	IP 20
	3K-6K	ADJUSTABLE	■ BLACK	TR040-4-18W3K-DS	18 W	1170 LM	BLUETOOTH CCT	IP 20
	3K-6K	ADJUSTABLE	□ WHITE	TR040-4-18W3K-DS-W	18 W	890 LM	BLUETOOTH CCT	IP 20
	3K-6K	ADJUSTABLE	■ BRASS / BLACK	TR040-4-18W3K-DS-BBS	18 W	900 LM	BLUETOOTH CCT	IP 20
	3K-6K	ADJUSTABLE	■ BLACK	TR040-4-18WTW-DD-B	18 W	700 LM	DALI	IP 20
	3K-6K	ADJUSTABLE	□ WHITE	TR040-4-18WTW-DD-W	18 W	750 LM	DALI	IP 20



TR040-2-18W3K

CRI>90

*High color rendering index allows you to maximize the interior colors.

Light source with opal diffuser for anti-glare effect.



BLUETOOTH CCT

*You can change the temperature and brightness via your smartphone.



Relax

^{EN} Aluminium body, colors: black, white, brass. LED light source. Color temperature: 3000 K; as well as models with the ability to adjust color temperature in the range of 3000 K-6000 K. A decorative disk-shaped track lamp.

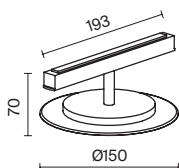
^{DE} Material der Beschläge - Aluminium, Farben - Schwarz, Weiß und Messing. LED-Lichtquelle. Farbtemperatur - 3000K, sowie Modelle mit der Möglichkeit, die Farbtemperatur zwischen 3000K und 6000K einzustellen. Dekorative Schienenleuchte in Form einer Scheibe.

^{IT} Il materiale dell'armatura è alluminio, i colori sono nero, bianco ed ottone. La sorgente luminosa a LED. La temperatura di colore è 3000K e anche ci sono i modelli con la possibilità di regolazione della temperatura di colore nell'intervallo da 3000 K a 6000 K.. La lampada a binario decorativa a forma di un disco.


^{FR} Matériau de l'armature en aluminium, couleurs - noir, blanc et laiton. Source de lumière LED. Température de couleur 3000, ainsi que des modèles avec la possibilité de régler la température de couleur dans la plage 3000 K-6000 K. Luminaire sur rail décoratif en forme de disque.



LEDS SMD



BEAM ANGLE	CCT	COLOR	ARTICLE	POWER	LIGHT FLUX	DIMMABLE	IP
	3K	WARM	■ BLACK	TR107-2-5W3K-B	5 W	840 LM	NO IP 20
	3K	WARM	■ BRASS	TR107-2-5W3K-BS	5 W	900 LM	NO IP 20
	3K	WARM	■ BLACK / WHITE	TR107-2-5W3K-W	5 W	900 LM	NO IP 20
	3K-6K	ADJUSTABLE	■ BLACK	TR107-4-5W-DS-B	5 W	900 LM	BLUETOOTH CCT IP 20
	3K-6K	ADJUSTABLE	■ BRASS	TR107-4-5W-DS-BS	5 W	950 LM	BLUETOOTH CCT IP 20
	3K-6K	ADJUSTABLE	■ BLACK / WHITE	TR107-4-5W-DS-W	5 W	900 LM	BLUETOOTH CCT IP 20



TR107-4-5W-DS-B



RADITY



Ultra slim track system

Slim magnetic track lighting system with decorative radius connection for on-trend lighting solutions



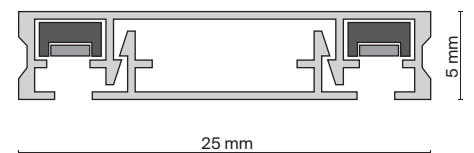
Elements of Radity magnetic track system

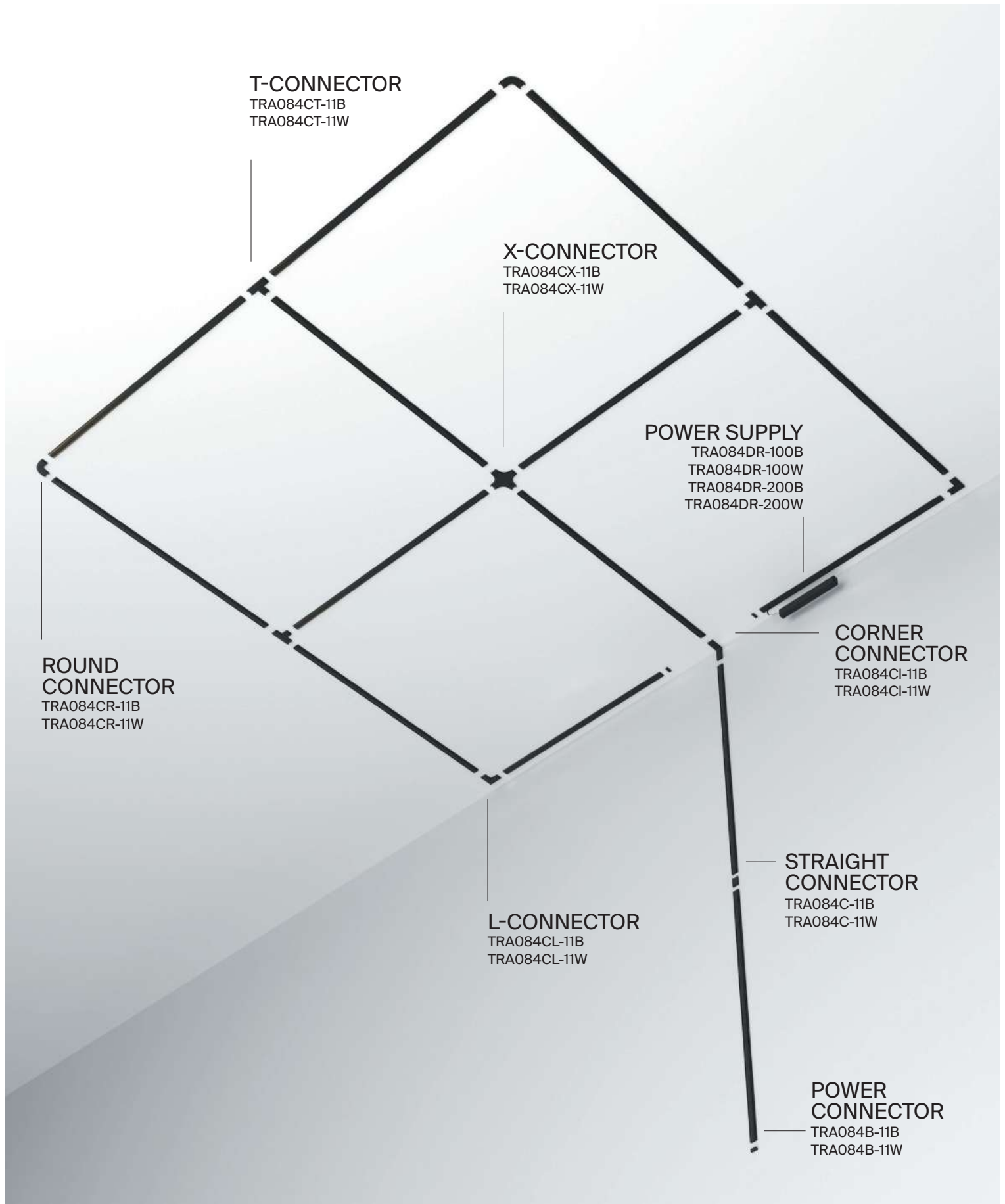


SYSTEM ELEMENT	COLOR	ARTICLE	SIZE
TRACK	<input checked="" type="checkbox"/> BLACK	TRX084-111B	H5.5 X W25 X L1000
	<input type="checkbox"/> WHITE	TRX084-111W	H5.5 X W25 X L1000
	<input checked="" type="checkbox"/> BLACK	TRX084-112B	H5.5 X W25 X L2000
	<input type="checkbox"/> WHITE	TRX084-112W	H5.5 X W25 X L2000
END CUP	<input checked="" type="checkbox"/> BLACK	TRA084EC-111B*	H6 X W25 X L8
PLUGS ARE NOT INCLUDED IN THE SET. THE SET INCLUDES THE DECORATIVE MOULDING ONLY.	<input type="checkbox"/> WHITE	TRA084EC-111W*	H6 X W25 X L8
	<input checked="" type="checkbox"/> BLACK	TRA084EC-112B**	H6 X W25 X L8
	<input type="checkbox"/> WHITE	TRA084EC-112W**	H6 X W25 X L8



111* - for one-meter track
 112** - for a two-meter track
 The mounting kit in a set with plugs (differs by the quantity of self-tappers)





MAGNETIC SURFACE TRACK SYSTEM RADITY



Elements of Radity magnetic track system



SYSTEM ELEMENT	COLOR	ARTICLE
POWER CONNECTOR	■ BLACK	TRA084B-11B
	□ WHITE	TRA084B-11W



STRAIGHT CONNECTOR	■ BLACK	TRA084C-11B
	□ WHITE	TRA084C-11W



SYSTEM ELEMENT	COLOR	ARTICLE
L-CONNECTOR	■ BLACK	TRA084CL-11B
	□ WHITE	TRA084CL-11W



T-CONNECTOR	■ BLACK	TRA084CT-11B
	□ WHITE	TRA084CT-11W






CORNER CONNECTOR	■ BLACK	TRA084CI-11B
	□ WHITE	TRA084CI-11W



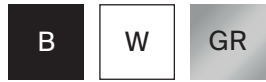
ROUND CONNECTOR	■ BLACK	TRA084CR-11B
	□ WHITE	TRA084CR-11W



X-CONNECTOR	■ BLACK	TRA084CX-11B
	□ WHITE	TRA084CX-11W



Power connectors and drivers



SYSTEM ELEMENT	COLOR	ARTICLE	SIZE	POWER
POWER SUPPLY	■ BLACK	TRA084DR-100B-1	H29 X W25 X L238	100 W
	□ WHITE	TRA084DR-100W-1	H29 X W25 X L238	100 W
	■ BLACK	TRA084DR-200B-1	H29 X W25 X L259	200 W
	□ WHITE	TRA084DR-200W-1	H29 X W25 X L259	200 W



POWER SUPPLY	■ GRAY	TRA004DR-100S	H30 X W97 X L129	100 W
	■ GRAY	TRA004DR-150S	H30 X W97 X L159	150 W
	■ GRAY	TRA004DR-200S	H30 X W115 X L215	200 W
	■ GRAY	TRA004DR-320S	H30 X W115 X L215	350 W






BASIS

TRA084FC-11SB

– I am a sociable soul, forging connections with a diverse tapestry of individuals, orchestrating the convergence of kindred spirits, and infusing every gathering with an effervescent radiance that leaves an indelible mark. With my touch, merriment finds its zenith in the most splendid and enduring manner.

Adapter for Radity Swivel Light Fixtures



Basis

^{EN} Metal body. Wide beam angle. LED light source. Soft dispersion.

^{DE} Metallrahmen. Breiter Lichtstreuwinkel. LED-Lichtquelle. Weiche Streuung.

^{IT} Corpo in metallo. Ampio angolo di diffusione. Sorgente luminosa LED. Diffusione morbida.

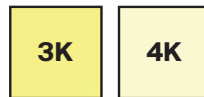
^{FR} Corps métallique. Grand angle de diffusion. Source de lumière LED. Dissémination douce.



LEDS SANAN



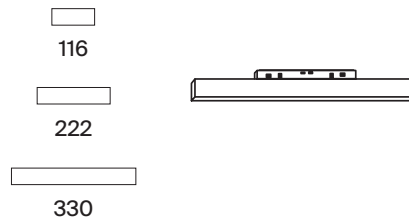
CHOOSE YOUR COLOR TEMPERATURE



WARM / DAY

CHOOSE POWER AND SIZE

6W × 116 / 12W × 222 / 16W × 330



TRACK ADAPTOR	<input checked="" type="checkbox"/> BLACK	TRA084FC-11SB	H52 X W25 X L115
---------------	---	---------------	------------------

	<input type="checkbox"/> WHITE	TRA084FC-11SW	H52 X W25 X L115
--	--------------------------------	---------------	------------------

TRACK ADAPTOR	<input checked="" type="checkbox"/> BLACK	TRA084FC-11LB	H52 X W25 X L222
---------------	---	---------------	------------------

	<input type="checkbox"/> WHITE	TRA084FC-11LW	H52 X W25 X L222
--	--------------------------------	---------------	------------------



TR080-1-12W3K-B

CRI>90

*High color rendering index allows you to maximize the interior colors.

Basis

^{EN} Metal body. Wide beam angle. LED light source. Soft dispersion.

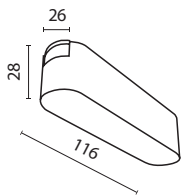
^{DE} Metallrahmen. Breiter Lichtstreuwinkel. LED-Lichtquelle. Weiche Streuung.


^{IT} Corpo in metallo. Ampio angolo di diffusione. Sorgente luminosa LED. Diffusione morbida.

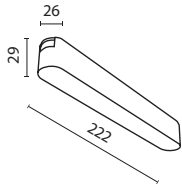
^{FR} Corps métallique. Grand angle de diffusion. Source de lumière LED. Dissémination douce.




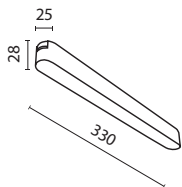
LEDS SANAN




BEAM ANGLE	CCT	COLOR	ARTICLE	POWER	LIGHT FLUX	DIMMABLE	IP
 120°	3K WARM	■ BLACK	TR080-1-6W3K-B	6W	350 LM	NO	IP 20
	3K WARM	□ WHITE	TR080-1-6W3K-W	6W	450 LM	NO	IP 20
	4K DAY	■ BLACK	TR080-1-6W4K-B	6W	350 LM	NO	IP 20
	4K DAY	□ WHITE	TR080-1-6W4K-W	6W	500 LM	NO	IP 20



BEAM ANGLE	CCT	COLOR	ARTICLE	POWER	LIGHT FLUX	DIMMABLE	IP	
WASH WIDE 	3K	WARM	■ BLACK	TR080-1-12W3K-B	12 W	700 LM	NO	IP 20
	3K	WARM	□ WHITE	TR080-1-12W3K-W	12 W	950 LM	NO	IP 20
	4K	DAY	■ BLACK	TR080-1-12W4K-B	12 W	850 LM	NO	IP 20
	4K	DAY	□ WHITE	TR080-1-12W4K-W	12 W	1000 LM	NO	IP 20



BEAM ANGLE	CCT	COLOR	ARTICLE	POWER	LIGHT FLUX	DIMMABLE	IP	
WASH WIDE 	3K	WARM	■ BLACK	TR080-1-18W3K-B	16 W	900 LM	NO	IP 20
	3K	WARM	□ WHITE	TR080-1-18W3K-W	16 W	1150 LM	NO	IP 20
	4K	DAY	■ BLACK	TR080-1-18W4K-B	16 W	900 LM	NO	IP 20
	4K	DAY	□ WHITE	TR080-1-18W4K-W	16 W	1200 LM	NO	IP 20

POINTS

TR082-1-12W4K-M-B

— I hold a profound affinity for moments that envelop the atmosphere in a gossamer veil of subtlety, moments where the minutiae remain indistinct, yet perceptible by the discerning eye. The enigma of how the visual tableau coalesces fosters an enduring fascination—an enthralling spectacle of pure luminal sorcery.

Points Light Fixture with Concealed Light Source and Lensed Optics



Points

^{EN} Metal body. Hidden LED light source. Focusing optics for key-light.

^{DE} Metallrahmen. Versteckte LED-Lichtquelle. Konzentrierende Optik für gerichtete Beleuchtung.

^{IT} Corpo in metallo. Sorgente luminosa a LED nascosta. Ottica concentrante per illuminazione direzionale.

^{FR} Corps métallique. Source de lumière LED dissimulée. Optique concentrée pour un éclairage orienté.



LEDS SANAN



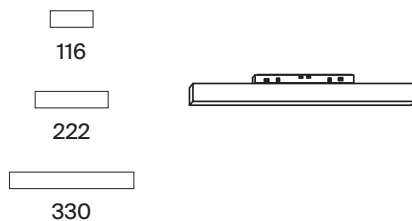
CHOOSE YOUR COLOR TEMPERATURE



WARM / DAY

CHOOSE POWER AND SIZE

6W × 116 / 12W × 222 / 16W × 330





TR082-1-12W3K-M-B

CRI>90

*High color rendering index allows you to maximize the interior colors.

Points

^{EN} Metal body. Hidden LED light source. Focusing optics for key-light.

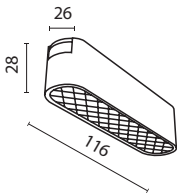
^{DE} Metallrahmen. Versteckte LED-Lichtquelle. Konzentrierende Optik für gerichtete Beleuchtung.

^{IT} Corpo in metallo. Sorgente luminosa a LED nascosta. Ottica concentrante per illuminazione direzionale.

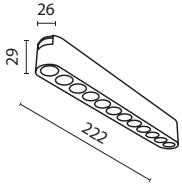
^{FR} Corps métallique. Source de lumière LED dissimulée. Optique concentrée pour un éclairage orienté.




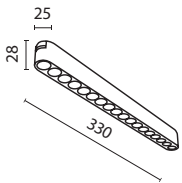
LEDS SANAN




BEAM ANGLE	CCT	COLOR	ARTICLE	POWER	LIGHT FLUX	DIMMABLE	IP
	3K WARM	BLACK	TR082-1-6W3K-M-B	6 W	600 LM	NO	IP 20
	3K WARM	WHITE	TR082-1-6W3K-M-W	6 W	600 LM	NO	IP 20
	4K DAY	BLACK	TR082-1-6W4K-M-B	6 W	700 LM	NO	IP 20
	4K DAY	WHITE	TR082-1-6W4K-M-W	6 W	700 LM	NO	IP 20



BEAM ANGLE	CCT	COLOR	ARTICLE	POWER	LIGHT FLUX	DIMMABLE	IP	
MEDIUM 	3K	WARM	BLACK	TR082-1-12W3K-M-B	12 W	1200 LM	NO	IP 20
	3K	WARM	WHITE	TR082-1-12W3K-M-W	12 W	1300 LM	NO	IP 20
	4K	DAY	BLACK	TR082-1-12W4K-M-B	12 W	1400 LM	NO	IP 20
	4K	DAY	WHITE	TR082-1-12W4K-M-W	12 W	1400 LM	NO	IP 20



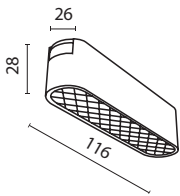
BEAM ANGLE	CCT	COLOR	ARTICLE	POWER	LIGHT FLUX	DIMMABLE	IP	
MEDIUM 	3K	WARM	BLACK	TR082-1-18W3K-M-B	16 W	1800 LM	NO	IP 20
	3K	WARM	WHITE	TR082-1-18W3K-M-W	16 W	1800 LM	NO	IP 20
	4K	DAY	BLACK	TR082-1-18W4K-M-B	16 W	1850 LM	NO	IP 20
	4K	DAY	WHITE	TR082-1-18W4K-M-W	16 W	1850 LM	NO	IP 20

Basis Grid

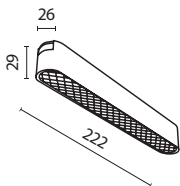
EN Metal body. Wide beam angle. LED light source. Soft dispersion.
 DE Metallrahmen. Breiter Lichtstreuwinkel. LED-Lichtquelle. Weiche Streuung.
 IT Corpo in metallo. Ampio angolo di diffusione. Sorgente luminosa LED. Diffusione morbida.
 FR Corps métallique. Grand angle de diffusion. Source de lumière LED. Dissémination douce.



LEDS SANAN



BEAM ANGLE	CCT	COLOR	ARTICLE	POWER	LIGHT FLUX	DIMMABLE	IP
WIDE 	3K WARM	BLACK	TR084-1-6W3K-B	6 W	90 LM	NO	IP 20
	3K WARM	WHITE	TR084-1-6W3K-W	6 W	90 LM	NO	IP 20
	4K DAY	BLACK	TR084-1-6W4K-B	6 W	90 LM	NO	IP 20
	4K DAY	WHITE	TR084-1-6W4K-W	6 W	90 LM	NO	IP 20



BEAM ANGLE	CCT	COLOR	ARTICLE	POWER	LIGHT FLUX	DIMMABLE	IP
WIDE 	3K WARM	BLACK	TR084-1-12W3K-B	12 W	190 LM	NO	IP 20
	3K WARM	WHITE	TR084-1-12W3K-W	12 W	190 LM	NO	IP 20
	4K DAY	BLACK	TR084-1-12W4K-B	12 W	190 LM	NO	IP 20
	4K DAY	WHITE	TR084-1-12W4K-W	12 W	190 LM	NO	IP 20



TR084-1-6W3K-B

CRI>90

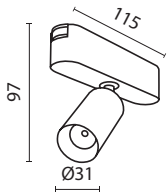
*High color rendering index allows you to maximize the interior colors.

Focus LED

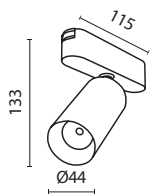
EN Metal body with swivel mechanism. 36° LED light source for perfect accent lighting.
 DE Metallrahmen mit einer Schwenkvorrichtung. LED-Lichtquelle mit 36°-Lichtstreuwinkel für eine perfekte Akzentbeleuchtung.
 IT Corpo in metallo con meccanismo girevole. Sorgente luminosa LED 36° per una perfetta illuminazione d'accento.
 FR Corps métallique avec mécanisme pivotant. Source de lumière LED avec angle de dissémination de 36° pour un éclairage d'accentuation parfait.



LEDS SANAN



BEAM ANGLE	CCT	COLOR	ARTICLE	POWER	LIGHT FLUX	DIMMABLE	IP
MEDIUM 	3K WARM	BLACK	TR103-1-5W3K-M-B	5 W	400 LM	NO	IP 20
	3K WARM	WHITE	TR103-1-5W3K-M-W	5 W	400 LM	NO	IP 20
	4K DAY	BLACK	TR103-1-5W4K-M-B	5 W	450 LM	NO	IP 20
	4K DAY	WHITE	TR103-1-5W4K-M-W	5 W	450 LM	NO	IP 20



BEAM ANGLE	CCT	COLOR	ARTICLE	POWER	LIGHT FLUX	DIMMABLE	IP
MEDIUM 	3K WARM	BLACK	TR103-1-12W3K-M-B	12 W	1000 LM	NO	IP 20
	3K WARM	WHITE	TR103-1-12W3K-M-W	12 W	1000 LM	NO	IP 20
	4K DAY	BLACK	TR103-1-12W4K-M-B	12 W	1100 LM	NO	IP 20
	4K DAY	WHITE	TR103-1-12W4K-M-W	12 W	1100 LM	NO	IP 20



TR103-1-12W3K-M-B

CRI>90

*High color rendering index allows you to maximize the interior colors.

UNITY

A close-up photograph of a modern lighting track system. A dark, cylindrical track runs diagonally across the frame. Two circular, ring-shaped light fixtures are mounted on the track, each emitting a bright, warm white glow. The background is a dark, gradient blue with a large, semi-transparent circular shape in the upper right corner.

Single-phase track system

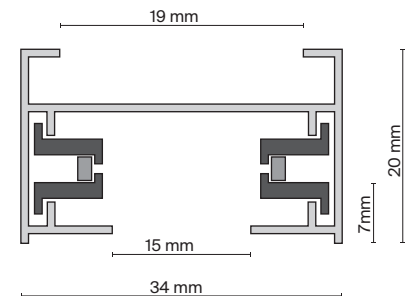
Basic system for unified
lighting scenarios

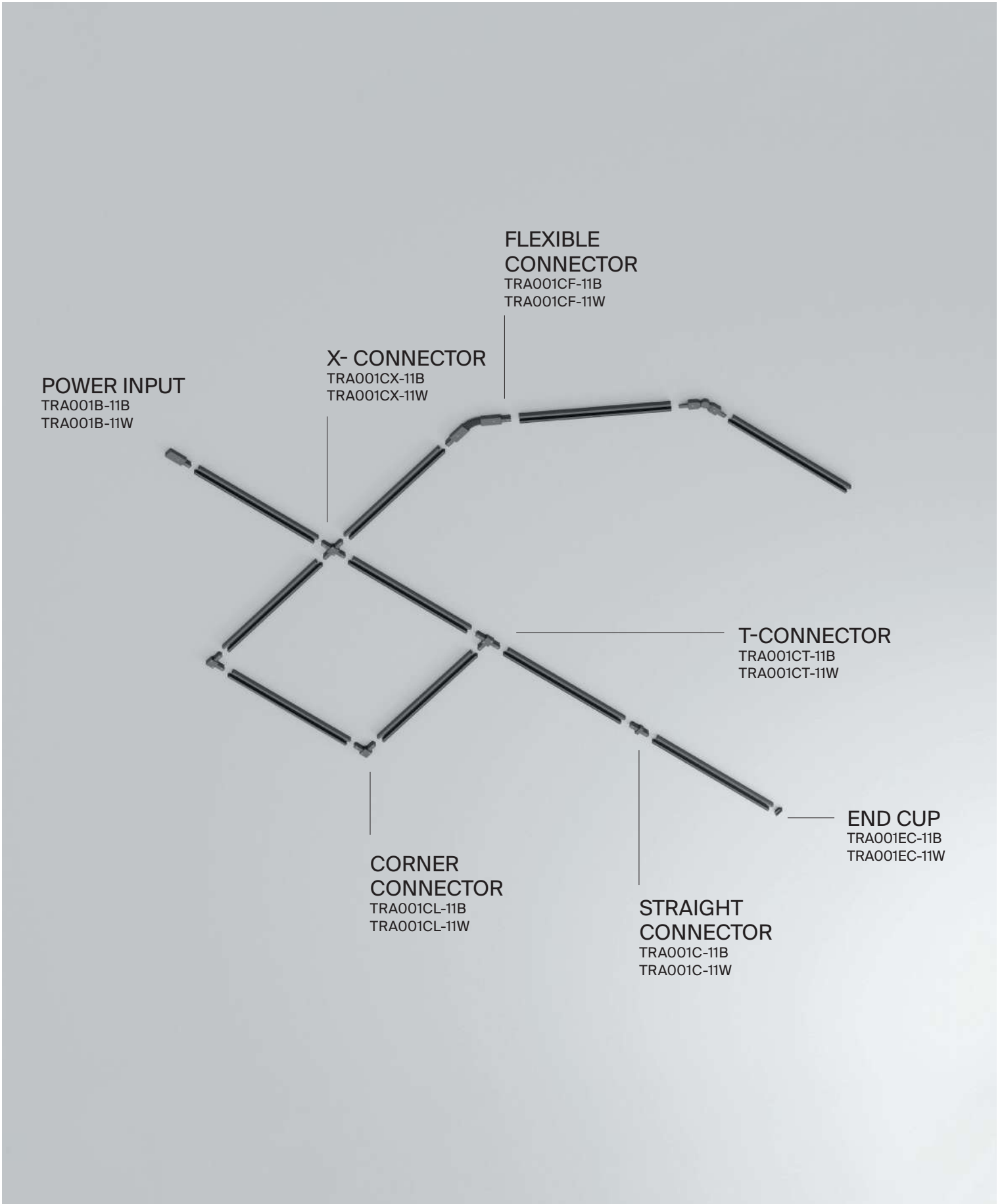


Elements of a single-phase track system Unity for surface and pendant mounting



SYSTEM ELEMENT	COLOR	ARTICLE	SIZE
TRACK	■ BLACK	TRX001-111B	H20 X W34 X L1000
	■ BLACK	TRX001-112B	H20 X W34 X L2000
	□ WHITE	TRX001-111W	H20 X W34 X L1000
	□ WHITE	TRX001-112W	H20 X W34 X L2000
END CUP	■ BLACK	TRA001EC-11B	H20 X W34 X L15
	□ WHITE	TRA001EC-11W	H20 X W34 X L15





SINGLE-PHASE UNITY TRACK SYSTEM

Elements of a single-phase track system Unity for surface and pendant mounting



SYSTEM ELEMENT	COLOR	ARTICLE
POWER INPUT	■ BLACK	TRA001B-11B
	□ WHITE	TRA001B-11W
STRAIGHT CONNECTOR	■ BLACK	TRA001C-11B
	□ WHITE	TRA001C-11W
CORNER CONNECTOR	■ BLACK	TRA001CL-11B
	□ WHITE	TRA001CL-11W
T-CONNECTOR	■ BLACK	TRA001CT-11B
	□ WHITE	TRA001CT-11W
X-CONNECTOR	■ BLACK	TRA001CX-11B
	□ WHITE	TRA001CX-11W



SYSTEM ELEMENT	COLOR	ARTICLE
FLEXIBLE CONNECTOR	■ BLACK	TRA001CF-11B
	□ WHITE	TRA001CF-11W



SUSPENSION KIT	■ BLACK	TRA001CW-11B
	□ WHITE	TRA001CW-11W

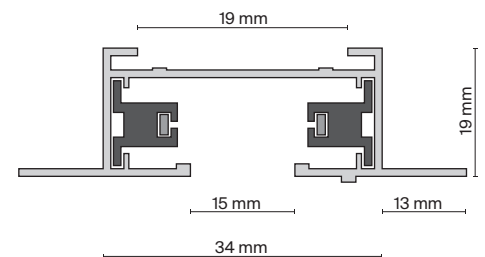



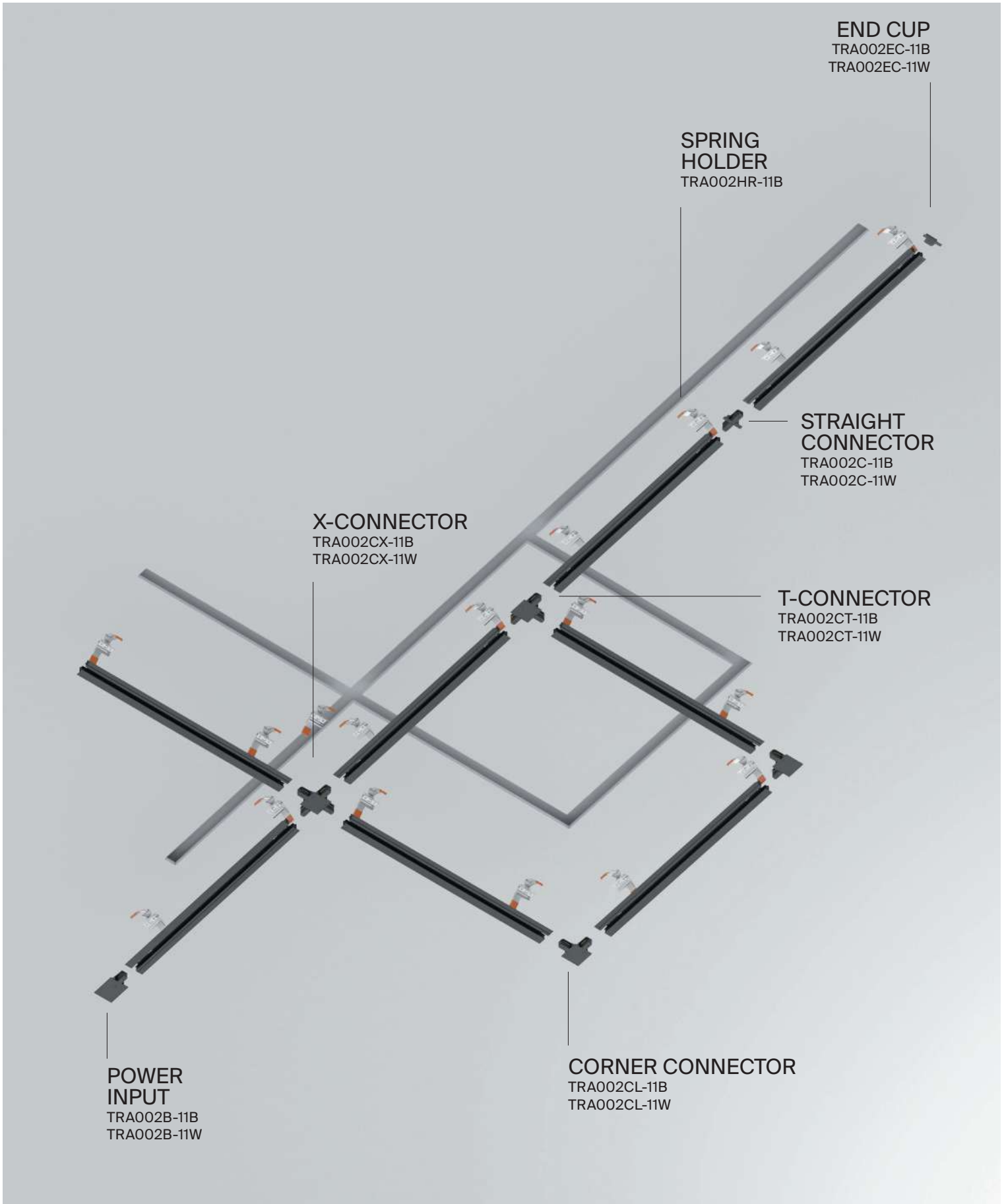
*The distance between the suspended attachments is max. 1 m.
 The recommended distance between the lamps is 25 cm.
 The maximum permissible load on the surface-mounted track installed using suspended attachments is 10 kg per 1 meter.

Elements of a single-phase track system Unity for installation



SYSTEM ELEMENT	COLOR	ARTICLE	SIZE
TRACK	■ BLACK	TRX004-111B	H20 X W60 X L1000
	■ BLACK	TRX004-112B	H20 X W60 X L2000
	□ WHITE	TRX004-111W	H20 X W60 X L1000
	□ WHITE	TRX004-112W	H20 X W60 X L2000
END CUP	■ BLACK	TRA002EC-11B	H20 X W60 X L37
	□ WHITE	TRA002EC-11W	H20 X W60 X L37







SINGLE-PHASE BUILD-IN UNITY TRACK SYSTEM

Elements of a single-phase track system Unity for in-built installation



SYSTEM ELEMENT	COLOR	ARTICLE
POWER INPUT	■ BLACK	TRA002B-11B
	□ WHITE	TRA002B-11W
MEDIUM POWER CONNECTOR	■ BLACK	TRA001CB-11B
	□ WHITE	TRA001CB-11W
STRAIGHT CONNECTOR	■ BLACK	TRA002C-11B
	□ WHITE	TRA002C-11W



SYSTEM ELEMENT	COLOR	ARTICLE
CORNER CONNECTOR	■ BLACK	TRA002CL-11B
	□ WHITE	TRA002CL-11W



T-CONNECTOR	■ BLACK	TRA002CT-11B
	□ WHITE	TRA002CT-11W



X-CONNECTOR	■ BLACK	TRA002CX-11B
	□ WHITE	TRA002CX-11W



SPRING HOLDER*	■ SILVER	TRA002HR-11B
----------------	----------	--------------

*The distance between the holders is selected based on the weight of the lamps to be installed.
 The weight of the lamps at 1 meter \leq 5kg - the distance between the holders is 50 cm.
 If the weight of lamps 1 m \leq 10 kgs, the distance between holders should be 30 cm



TRACK ADAPTER	■ BLACK	TRA011-1-A-B
	□ WHITE	TRA011-1-A-W



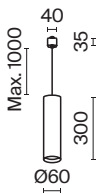
Focus

^{EN} Metal body. Shades: white, black, gold, graphite, matte and glossy gold. Removable lamp with GU10 base (not included).

^{DE} Metallrahmen. Farbtöne: Weiß, Schwarz, Gold, Graphit, mattes und glänzendes Gold. Auswechselbares Leuchtmittel mit GU10-Fassung (nicht im Lieferumfang enthalten).

^{IT} Corpo in metallo. Tonalità: bianco, nero, oro, grafite, oro opaco e lucido. La sorgente luminosa incassata offre comfort visivo e previene l'abbagliamento. Lampadina di ricambio con attacco GU10 (non inclusa).

^{FR} Corps métallique. Teintes : blanc, noir, doré, graphite, doré mat et brillant. La source de lumière encastrée procure un confort visuel et évite l'effet d'éblouissement. Ampoule amovible à culot GU10 (non comprise dans le lot).



LAMP	NUMBER OF LAMPS	COLOR	ARTICLE	MAX W LAMPS	IP
	1 x GU10	BLACK	TR025-1-GU10-B	50 W	IP 20
	1 x GU10	WHITE	TR025-1-GU10-W	50 W	IP 20



TR025-1-GU10-B

Recessed light source for anti-glare effect.



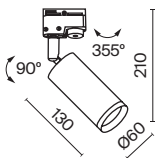
Focus


^{EN} Metal body. Shades: white, black, gold, graphite, matte and glossy gold. The recessed light source provides visual comfort and prevents glare effect. Swivel mechanism for adjusting the light flux. Removable lamp with GU10 base (not included).

^{DE} Metallrahmen. Farbtöne: Weiß, Schwarz, Gold, Graphit, mattes und glänzendes Gold. Die versenkte Lichtquelle sorgt für Sehkomfort und verhindert Blendung. Schwenkvorrichtung zur Einstellung des Lichtstroms. Auswechselbares Leuchtmittel mit GU10-Fassung (nicht im Lieferumfang enthalten).

^{IT} Corpo in metallo. Tonalità: bianco, nero, oro, grafite, oro opaco e lucido. La sorgente luminosa incassata offre comfort visivo e previene l'abbagliamento. Meccanismo girevole per la regolazione del flusso luminoso. Lampadina di ricambio con attacco GU10 (non inclusa).

^{FR} Corps métallique. Teintes : blanc, noir, doré, graphite, doré mat et brillant. La source de lumière encastrée procure un confort visuel et évite l'effet d'éblouissement. Mécanisme pivotant pour le réglage de l'orientation de la lumière. Ampoule amovible à culot GU10 (non comprise dans le lot).



LAMP	NUMBER OF LAMPS	COLOR	ARTICLE	MAX W LAMPS	IP
GU10	1 X GU10	■ BLACK	TR004-1-GU10-B	50 W	IP 20
	1 X GU10	□ WHITE	TR004-1-GU10-W	50 W	IP 20
	1 X GU10	■ GRAPHITE	TR004-1-GU10-GF	50 W	IP 20
	1 X GU10	■ MATTE GOLD	TR004-1-GU10-MG	50 W	IP 20



TR004-1-GU10-B

Recessed light source for anti-glare effect.



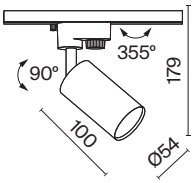
Focus Mini

^{EN} Metal body. Removable lamp with GU10 base (not included).

^{DE} Metallrahmen. Auswechselbares Leuchtmittel mit GU10-Fassung (nicht im Lieferumfang enthalten).

^{IT} Corpo in metallo. Lampadina di ricambio con attacco GU10 (non inclusa).

^{FR} Corps métallique. Ampoule amovible à culot GU10 (non comprise dans le lot).



LAMP	NUMBER OF LAMPS	COLOR	ARTICLE	MAX W LAMPS	IP
GU10	1 X GU10	■ BLACK	TR002-1-GU10-B	50 W	IP 20
	1 X GU10	□ WHITE	TR002-1-GU10-W	50 W	IP 20



TR004-1-GU10-B

Recessed light source for anti-glare effect.



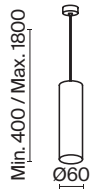
Focus Mini

^{EN} Metal body. Removable lamp with GU10 base (not included).

^{DE} Metallrahmen. Auswechselbares Leuchtmittel mit GU10-Fassung (nicht im Lieferumfang enthalten).

^{IT} Corpo in metallo. Lampadina di ricambio con attacco GU10 (non inclusa).

^{FR} Corps métallique. Ampoule amovible à culot GU10 (non comprise dans le lot).



LAMP	NUMBER OF LAMPS	COLOR	ARTICLE	MAX W LAMPS	IP
GU10	1 X GU10	 BLACK	TR008-1-GU10-B	50 W	IP 20
	1 X GU10	 WHITE	TR008-1-GU10-W	50 W	IP 20



TR008-1-GU10-B

Recessed light source for anti-glare effect.



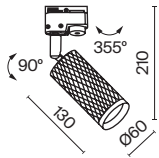

Focus Design


^{EN} Metal body with textured pattern. The recessed light source provides visual comfort and prevents glare effect. Swivel mechanism to adjust the light direction. Removable lamp with GU10 base (not included).

^{DE} Metallrahmen mit strukturiertem Muster. Die versenkte Lichtquelle sorgt für Sehkomfort und verhindert Blendung. Schwenkvorrichtung zur Einstellung des Lichtstroms. Auswechselbares Leuchtmittel mit GU10-Fassung (nicht im Lieferumfang enthalten).

^{IT} Corpo in metallo con motivo strutturato. La sorgente luminosa incassata offre comfort visivo e previene l'abbagliamento. Meccanismo girevole per regolare la direzione della luce. Lampadina di ricambio con attacco GU10 (non inclusa).

^{FR} Cops en métal avec motif texturé. La source de lumière encastrée procure un confort visuel et évite l'effet d'éblouissement. Mécanisme pivotant pour le réglage de l'orientation de la lumière. Ampoule amovible à culot GU10 (non comprise dans le lot).



LAMP	NUMBER OF LAMPS	COLOR	ARTICLE	MAX W LAMPS	IP
GU10	1 x GU10	■ BLACK	TR011-1-GU10-B	10 W	IP 20
	1 x GU10	□ WHITE	TR011-1-GU10-W	10 W	IP 20
	1 x GU10	■ GOLD	TR011-1-GU10-G	10 W	IP 20



TR011-1-GU10-B TR011-1-GU10-W TR011-1-GU10-G

Recessed light source for anti-glare effect.



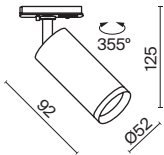
Focus S

^{EN} Metal body. Swivel mechanism for 355° horizontal and 90° vertical light adjustment. Flat, invisible bus bar mounting adapter. The recessed light source provides visual comfort and prevents glare effect. Removable lamp with GU10 base (not included).

^{DE} Metallrahmen. Schwenkvorrichtung zur Einstellung des Lichtstroms um 355° horizontal und 90° vertikal. Flacher, unauffälliger Adapter zur Sammelschienen-Befestigung. Die versenkte Lichtquelle sorgt für Sehkomfort und verhindert Blendung. Auswechselbares Leuchtmittel mit GU10-Fassung (nicht im Lieferumfang enthalten).

^{IT} Corpo in metallo. Meccanismo girevole per la regolazione della luce a 355° in orizzontale e 90° in verticale. Adattatore di montaggio per sbarre piatto e poco appariscente. La sorgente luminosa incassata offre comfort visivo e previene l'abbagliamento. Lampadina di ricambio con attacco GU10 (non inclusa).

^{FR} Corps métallique. Mécanisme pivotant pour un réglage du flux lumineux à 355° sur le plan horizontal et à 90° sur le plan vertical. Adaptateur plat et discret de fixation sur rail. La source de lumière encastrée procure un confort visuel et évite l'effet d'éblouissement. Ampoule amovible à culot GU10 (non comprise dans le lot).



LAMP	NUMBER OF LAMPS	COLOR	ARTICLE	MAX W LAMPS	IP
	1 x GU10	 BLACK	TR020-1-GU10-B	10 W	IP 20
	1 x GU10	 WHITE	TR020-1-GU10-W	10 W	IP 20



TR020-1-GU10-B TR020-1-GU10-W

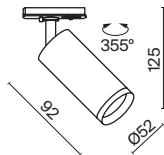
Recessed light source for anti-glare effect.








Focus S



S	G	GF	MG
W	W	W	W



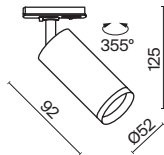


LAMP	NUMBER OF LAMPS	COLOR	ARTICLE	MAX W LAMPS	IP
GU10	1 X GU10	 SILVER / WHITE	TR020-1-U-GU10-WS	10 W	IP 20
	1 X GU10	 GOLG / WHITE	TR020-1-U-GU10-WG	10 W	IP 20
	1 X GU10	 GRAPHITE / WHITE	TR020-1-U-GU10-WGF	10 W	IP 20
	1 X GU10	 MATTE GOLD / WHITE	TR020-1-U-GU10-WMG	10 W	IP 20






Focus S



S	G	GF	MG
B	B	B	B





LAMP	NUMBER OF LAMPS	COLOR	ARTICLE	MAX W LAMPS	IP
GU10 	1 X GU10	 SILVER / BLACK	TR020-1-U-GU10-BS	10 W	IP 20
	1 X GU10	 GOLD / BLACK	TR020-1-U-GU10-BG	10 W	IP 20
	1 X GU10	 GRAPHITE / BLACK	TR020-1-U-GU10-BGF	10 W	IP 20
	1 X GU10	 MATTE GOLD / BLACK	TR020-1-U-GU10-BMG	10 W	IP 20

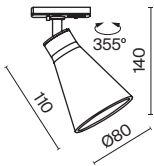
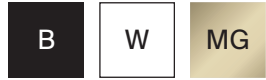
Virar



^{EN} Metal body. Swivel mechanism to adjust the light direction. The recessed light source, a lamp with GU10 base (not included), provides visual comfort and prevents glare effect.

^{DE} Metallrahmen. Schwenkvorrichtung zur Einstellung des Lichtstroms. Die versenkte Lichtquelle – Leuchtmittel mit GU10-Fassung (nicht im Lieferumfang enthalten) – sorgt für Sehkomfort und verhindert Blendung.

^{IT} Corpo in metallo. Meccanismo girevole per regolare la direzione della luce. La sorgente luminosa incassata - una lampadina GU10 (non inclusa) - offre comfort visivo e previene l'abbagliamento.

^{FR} Corps en métal. Mécanisme pivotant pour le réglage de l'orientation de la lumière. La source de lumière encastrée – ampoule à culot GU10 (non comprise dans le lot) – procure un confort visuel et évite l'effet d'éblouissement.



LAMP	NUMBER OF LAMPS	COLOR	ARTICLE	MAX W LAMPS	IP
GU10	1 x GU10	■ BLACK	TR022-1-GU10-B	10 W	IP 20
	1 x GU10	□ WHITE	TR022-1-GU10-W	10 W	IP 20
	1 x GU10	■ MATTE GOLD	TR022-1-GU10-MG	10 W	IP 20



TR022-1-GU10-MG

Recessed light source for anti-glare effect.

Adjustment of the direction of the light flux 355° in the horizontal plane and 90° in the vertical plane.



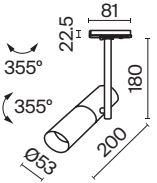
Elti


^{EN} Metal body. Swivel mechanism to adjust the light direction. The recessed light source, a lamp with GU10 base (not included), provides visual comfort and prevents glare effect.

^{DE} Metallrahmen. Schwenkvorrichtung zur Einstellung des Lichtstroms. Die versenkte Lichtquelle – Leuchtmittel mit GU10-Fassung (nicht im Lieferumfang enthalten) – sorgt für Sehkomfort und verhindert Blendung.

^{IT} Corpo in metallo. Meccanismo girevole per regolare la direzione della luce. La sorgente luminosa incassata - una lampadina GU10 (non inclusa) - offre comfort visivo e previene l'abbagliamento.

^{FR} Corps en métal. Mécanisme pivotant pour le réglage de l'orientation de la lumière. La source de lumière encastrée - ampoule à culot GU10 (non comprise dans le lot) - procure un confort visuel et évite l'effet d'éblouissement.



LAMP	NUMBER OF LAMPS	COLOR	ARTICLE	MAX W LAMPS	IP
GU10	1x GU10	■ BLACK	TR005-1-GU10-B	50 W	IP 20
	1x GU10	□ WHITE	TR005-1-GU10-W	50 W	IP 20
	1x GU10	■ BLACK / GOLD	TR005-1-GU10-BG	50 W	IP 20



TR005-1-GU10-B

Decorative body with recessed light source for anti-glare effect.



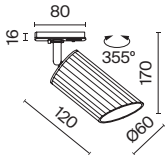
Lipari


^{EN} Metal body with a corrugated texture, asymmetrical cut. Swivel mechanism. The recessed light source, a lamp with GU10 base (not included), provides visual comfort and prevents glare effect.

^{DE} Metallrahmen mit geriffelter Textur, asymmetrischer Schnitt. Schwenkvorrichtung. Die versenkte Lichtquelle – Leuchtmittel mit GU10-Fassung (nicht im Lieferumfang enthalten) – sorgt für Sehkomfort und verhindert Blendung.

^{IT} Corpo in metallo con trama ondulata, taglio asimmetrico. Meccanismo girevole. La sorgente luminosa incassata - una lampadina GU10 (non inclusa) - offre comfort visivo e previene l'abbagliamento.

^{FR} Corps métallique avec motif texturé, coupe asymétrique. Mécanisme pivotant. La source de lumière encastrée - ampoule à culot GU10 (non comprise dans le lot) - procure un confort visuel et évite l'effet d'éblouissement.



LAMP	NUMBER OF LAMPS	COLOR	ARTICLE	MAX W LAMPS	IP
GU10	1 x GU10	■ BLACK	TR087-1-GU10-B	35 W	IP 20
	1 x GU10	□ WHITE	TR087-1-GU10-W	35 W	IP 20



TR087-1-GU10-B

Decorative polygonal texture of the body in combination with a beveled accent light source border.



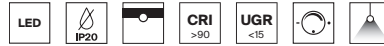
Focus LED

^{EN} Metal body. The LED light source is recessed into the body. The lens provides a bright key-light. Low UGR level (no blinding). High color rendering index. Swivel mechanism.

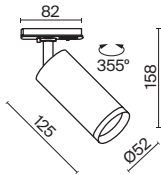
^{DE} Metallrahmen. Die im Rahmen versenkte LED-Lichtquelle. Die Linse liefert helles gerichtetes Licht. Niedrige UGR-Werte (keine Blendung). Hoher Farbwiedergabeindex. Schwenkvorrichtung.

^{IT} Corpo in metallo. La sorgente luminosa a LED è incassata nel corpo. La lente fornisce una luce direzionale brillante. Basso UGR (non abbaglia). Alto indice di resa cromatica. Meccanismo girevole.

^{FR} Corps métallique. Source de lumière LED encastrée. La lentille assure une orientation nette de la lumière. Faible taux d'éblouissement UGR (n'éblouit pas). Fort indice de rendu de couleur. Mécanisme pivotant.



LEDS EPISTAR



BEAM ANGLE	CCT	COLOR	ARTICLE	POWER	LIGHT FLUX	DIMMABLE	IP	
WIDE 	3K	WARM	■ BLACK	TR021-1-12B3K	12 W	900 LM	NO	IP 20
	3K	WARM	■ BLACK	TR021-1-12B3K-W-B	12 W	900 LM	NO	IP 20
	3K	WARM	■ BLACK	TR021-1-12B3K-W-D-B	12 W	900 LM	TRIAC	IP 20
	4K	DAY	■ BLACK	TR021-1-12B4K	12 W	900 LM	NO	IP 20
	4K	DAY	■ BLACK	TR021-1-12B4K-W-B	12 W	900 LM	NO	IP 20
	4K	DAY	■ BLACK	TR021-1-12B4K-W-D-B	12 W	900 LM	TRIAC	IP 20
	3K	WARM	□ WHITE	TR021-1-12W3K	12 W	900 LM	NO	IP 20
	3K	WARM	□ WHITE	TR021-1-12W3K-W-D-W	12 W	900 LM	TRIAC	IP 20
	3K	WARM	□ WHITE	TR021-1-12W3K-W-W	12 W	900 LM	NO	IP 20
	4K	DAY	□ WHITE	TR021-1-12W4K	12 W	900 LM	NO	IP 20
	4K	DAY	□ WHITE	TR021-1-12W4K-W-W	12 W	900 LM	NO	IP 20
	4K	DAY	□ WHITE	TR021-1-12W4K-W-D-W	12 W	900 LM	TRIAC	IP 20
3K	WARM	■ BRASS	TR021-1-12W3K-W-BBS	12 W	900 LM	NO	IP 20	



TR021-1-12B3K-W-B

Compatible with lenses and anti-glare filters (p. 167).

CRI > 90

*High color rendering index allows you to maximize the interior colors.



Ultra-low Unified Glare Rating. The lamp is suitable for use in reading nooks and relaxing areas.

Focus ZOOM

^{EN} Metal body. The LED light source is recessed into the body. The lens provides a bright key-light. Low UGR level (no blinding). High color rendering index. Swivel mechanism.

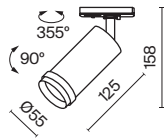
^{DE} Metallrahmen. Die im Rahmen versenkte LED-Lichtquelle. Die Linse liefert helles gerichtetes Licht. Niedrige UGR-Werte (keine Blendung). Hoher Farbwiedergabeindex. Schwenkvorrichtung.

^{IT} Corpo in metallo. La sorgente luminosa a LED è incassata nel corpo. La lente fornisce una luce direzionale brillante. Basso UGR (non abbaglia). Alto indice di resa cromatica. Meccanismo girevole.

^{FR} Corps métallique. Source de lumière LED encastrée. La lentille assure une orientation nette de la lumière. Faible taux d'éblouissement UGR (n'éblouit pas). Fort indice de rendu de couleur. Mécanisme pivotant.



LEDS EPISTAR EPISTAR



BEAM ANGLE	CCT	COLOR	ARTICLE	POWER	LIGHT FLUX	DIMMABLE	IP	
	3K	WARM	■ BLACK	TR021-1-12B3K-Z-B	12 W	900 LM	NO	IP 20
	3K	WARM	□ WHITE	TR021-1-12B3K-Z-W	12 W	900 LM	NO	IP 20
	4K	DAY	■ BLACK	TR021-1-124K-Z-B	12 W	900 LM	NO	IP 20
	4K	DAY	□ WHITE	TR021-1-12B4K-Z-W	12 W	900 LM	NO	IP 20
	3K	WARM	■ BLACK	TR021-1-12B3K-Z-D-B	12 W	900 LM	TRIAC	IP 20
	3K	WARM	□ WHITE	TR021-1-12B3K-Z-D-W	12 W	900 LM	TRIAC	IP 20
	4K	DAY	■ BLACK	TR021-1-12B3K-Z-D-B	12 W	900 LM	TRIAC	IP 20
	4K	DAY	□ WHITE	TR021-1-12B3K-Z-D-W	12 W	900 LM	TRIAC	IP 20



TR021-1-12B3K-Z-B

Ultra-low Unified Glare Rating. The luminaire is suitable for use in reading nooks and relaxing areas.

CRI>90

*High color rendering index allows you to maximize the interior colors.



15° - 50° Beam angle adjustment.



Focus LED lenses and filters

^{EN} Replaceable lens to adjust the beam angle (15°, 24°, 36° and 50°).

^{DE} Auswechselbare Linse zur Einstellung des Streuwinkels (15°, 24°, 36° und 50°).


^{IT} Lente intercambiabile per regolare l'angolo di diffusione (15°, 24°, 36° e 50°).


^{FR} Lentille amovible pour le réglage de l'angle de diffusion (sur 15°, 24°, 36° et 50°).


Set of professional accessories and optics for light design



LENSES

BEAM ANGLE	ARTICLE	DIAMETER	COMPATIBILITY
SUPER SPOT 	LENSD38-15	43 MM	TR021-1-12B3K-W-B TR021-1-12B3K-W-D-B TR021-1-12B4K-W-B TR021-1-12B4K-W-D-B TR021-1-12W3K-W-BS TR021-1-12W3K-W-D-W TR021-1-12W3K-W-W TR021-1-12W4K-W-BS TR021-1-12W4K-W-D-W TR021-1-12W4K-W-W

SPOT 	LENSD38-24	43 MM	
---	------------	-------	--

MEDIUM 	LENSD38-36	43 MM	
---	------------	-------	--

WHITE RING


ARTICLE	DIAMETER	COMPATIBILITY
RINGLACR-12-W	50 MM	TR021-1-12B3K-W-B TR021-1-12B3K-W-D-B TR021-1-12B4K-W-B TR021-1-12B4K-W-D-B TR021-1-12W3K-W-BS TR021-1-12W3K-W-D-W TR021-1-12W3K-W-W TR021-1-12W4K-W-BS TR021-1-12W4K-W-D-W TR021-1-12W4K-W-W



Allows creating a combination of White/White, Black / White.

ANTI-DAZZLE FILTERS

ARTICLE	DIAMETER	COMPATIBILITY
HONEYCOMB-D38	42 MM	TR021-1-12B3K-W-B TR021-1-12B3K-W-D-B TR021-1-12B4K-W-B TR021-1-12B4K-W-D-B TR021-1-12W3K-W-BS TR021-1-12W3K-W-D-W TR021-1-12W3K-W-W TR021-1-12W4K-W-BS TR021-1-12W4K-W-D-W TR021-1-12W4K-W-W





To install a new lens in the FOCUS LED luminaire, unscrew the trim, replace the lens with a new one and screw the trim ring back.

To install an anti-glare filter in a FOCUS LED luminaire, unscrew the trim, install a light filter into it and screw the trim ring back.

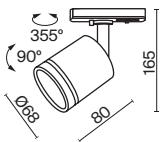
Orlo


^{EN} Metal body. The recessed LED light source is hidden under an opal diffuser. Wide beam angle is 120°. High color rendering index. Swivel mechanism.

^{DE} Metallrahmen. Die versenkte LED-Lichtquelle ist unter einem opalen Diffusor verborgen. Breiter Lichtstreuwinkel 120°. Hoher Farbwiedergabeindex. Schwenkvorrichtung.

^{IT} Corpo in metallo. La sorgente luminosa LED ad incasso è nascosta sotto un diffusore opalino. Ampio angolo di diffusione 120°. Alto indice di resa cromatica. Meccanismo girevole.

^{FR} Corps métallique. Source de lumière LED encastrée dissimulée sous un diffuseur opale. Grand angle de diffusion de 120°. Fort indice de rendu de couleur. Mécanisme pivotant.



BEAM ANGLE	CCT	COLOR	ARTICLE	POWER	LIGHT FLUX	DIMMABLE	IP
 120°	3K WARM	■ BLACK	TR085-1-5W3K-B	5 W	200 LM	NO	IP20
	3K WARM	□ WHITE	TR085-1-5W3K-W	5 W	200 LM	NO	IP20
	4K DAY	■ BLACK	TR085-1-5W4K-B	5 W	200 LM	NO	IP20
	4K DAY	□ WHITE	TR085-1-5W4K-W	5 W	300 LM	NO	IP20



TR085-1-5W3K-B

CRI>90

*High color rendering index allows you to maximize the interior colors.

Recessed light source for anti-glare effect.



Vuoro

^{EN} Metal body. The light source is LED module. Swivel mechanism. Highcolor rendering index and low glare effect.

^{DE} Metallrahmen. Die Lichtquelle ist ein LED-Modul. Schwenkvorrichtung. Hoher Farbwiedergabeindex und niedrige Blendwirkung.

^{IT} Corpo in metallo. La sorgente luminosa è un modulo LED. Meccanismo girevole. Alto indice di resa cromatica e basso abbagliamento.

^{FR} Corps métallique. Source de lumière: module LED. Mécanisme pivotant. Fort indice de rendu de couleur et faible taux d'éblouissement.



LEDS SANAN



CHOOSE A COLOR



BLACK / WHITE

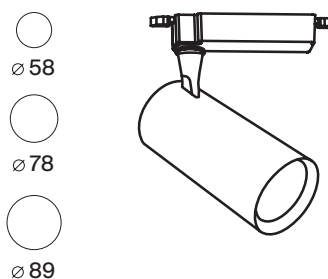
CHOOSE YOUR COLOR TEMPERATURE



WARM / DAY

CHOOSE POWER AND SIZE

6W × Ø58 / 10W × Ø78 / 15W × Ø89 / 26W × Ø89 / 36W × Ø78





TR003-1-6W3K-S-B


CRI > 90 *High color rendering index allows you to maximize the interior colors.

Adjustment of the direction of the light flux 360° in the horizontal plane and 90° in the vertical plane.



UGR < 19 *Recommended for reading, writing, working at a computer, training, relaxing, studying.





Vuoro

^{EN} Metal body. The light source is LED module. Swivel mechanism. Highcolor rendering index and low glare effect.

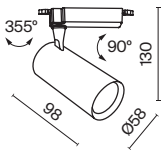
^{DE} Metallrahmen. Die Lichtquelle ist ein LED-Modul. Schwenkvorrichtung. Hoher Farbwiedergabeindex und niedrige Blendwirkung.

^{IT} Corpo in metallo. La sorgente luminosa è un modulo LED. Meccanismo girevole. Alto indice di resa cromatica e basso abbagliamento.

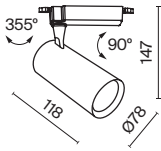
^{FR} Corps métallique. Source de lumière: module LED. Mécanisme pivotant. Fort indice de rendu de couleur et faible taux d'éblouissement.




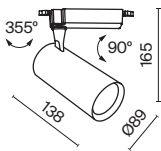
LEDS SANAN




BEAM ANGLE	CCT	COLOR	ARTICLE	POWER	LIGHT FLUX	DIMMABLE	IP
SPOT 	3K WARM	■ BLACK	TR003-1-6W3K-S-B	6 W	450 LM	NO	IP 20
	3K WARM	□ WHITE	TR003-1-6W3K-S-W	6 W	450 LM	NO	IP 20
	3K WARM	■ BLACK	TR003-1-6W3K-B	6 W	450 LM	NO	IP 20
	3K WARM	□ WHITE	TR003-1-6W3K-W	6 W	450 LM	NO	IP 20
	4K DAY	■ BLACK	TR003-1-6W4K-S-B	6 W	500 LM	NO	IP 20
	4K DAY	□ WHITE	TR003-1-6W4K-S-W	6 W	500 LM	NO	IP 20



BEAM ANGLE	CCT	COLOR	ARTICLE	POWER	LIGHT FLUX	DIMMABLE	IP
SPOT 	3K WARM	■ BLACK	TR003-1-10W3K-S-B	10 W	850 LM	NO	IP 20
	3K WARM	□ WHITE	TR003-1-10W3K-S-W	10 W	850 LM	NO	IP 20
	4K DAY	■ BLACK	TR003-1-10W4K-S-B	10 W	900 LM	NO	IP 20
	4K DAY	□ WHITE	TR003-1-10W4K-S-W	10 W	900 LM	NO	IP 20
	3K WARM	■ BLACK	TR003-1-12W3K-B	10 W	900 LM	NO	IP 20
	3K WARM	□ WHITE	TR003-1-12W3K-W	10 W	900 LM	NO	IP 20
	4K DAY	■ BLACK	TR003-1-12W4K-B	10 W	900 LM	NO	IP 20
	4K DAY	□ WHITE	TR003-1-12W4K-W	10 W	900 LM	NO	IP 20



BEAM ANGLE	CCT	COLOR	ARTICLE	POWER	LIGHT FLUX	DIMMABLE	IP
SPOT 	3K WARM	■ BLACK	TR003-1-15W3K-S-B	15 W	1600 LM	NO	IP 20
	3K WARM	□ WHITE	TR003-1-15W3K-S-W	15 W	1600 LM	NO	IP 20
	4K DAY	■ BLACK	TR003-1-15W4K-S-B	15 W	1600 LM	NO	IP 20
	4K DAY	□ WHITE	TR003-1-15W4K-S-W	15 W	1600 LM	NO	IP 20
	3K WARM	■ BLACK	TR003-1-17W3K-B	15 W	1300 LM	NO	IP 20
	4K DAY	■ BLACK	TR003-1-17W4K-B	15 W	1400 LM	NO	IP 20

Vuoro

^{EN} Metal body. The light source is LED module. Swivel mechanism. Highcolor rendering index and low glare effect.

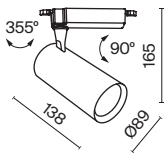
^{DE} Metallrahmen. Die Lichtquelle ist ein LED-Modul. Schwenkvorrichtung. Hoher Farbwiedergabeindex und niedrige Blendwirkung.

^{IT} Corpo in metallo. La sorgente luminosa è un modulo LED. Meccanismo girevole. Alto indice di resa cromatica e basso abbagliamento.

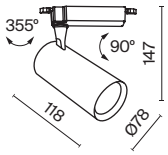
^{FR} Corps métallique. Source de lumière: module LED. Mécanisme pivotant. Fort indice de rendu de couleur et faible taux d'éblouissement.




LEDS SANAN



BEAM ANGLE	CCT	COLOR	ARTICLE	POWER	LIGHT FLUX	DIMMABLE	IP
SPOT 	3K WARM	■ BLACK	TR003-1-26W3K-S-B	26 W	2700 LM	NO	IP 20
	3K WARM	□ WHITE	TR003-1-26W3K-S-W	26 W	2700 LM	NO	IP 20
	4K DAY	■ BLACK	TR003-1-26W4K-S-B	26 W	2800 LM	NO	IP 20
	4K DAY	□ WHITE	TR003-1-26W4K-S-W	26 W	3000 LM	NO	IP 20
	3K WARM	■ BLACK	TR003-1-30W3K-B	26 W	2400 LM	NO	IP 20
	3K WARM	□ WHITE	TR003-1-30W3K-W	26 W	2800 LM	NO	IP 20
	4K DAY	■ BLACK	TR003-1-30W4K-B	26 W	2400 LM	NO	IP 20
	4K DAY	□ WHITE	TR003-1-30W4K-W	26 W	2800 LM	NO	IP 20



BEAM ANGLE	CCT	COLOR	ARTICLE	POWER	LIGHT FLUX	DIMMABLE	IP	
SPOT 	3K	WARM	■ BLACK	TR003-1-40W3K-B	36 W	3200 LM	NO	IP 20
	3K	WARM	□ WHITE	TR003-1-40W3K-W	36 W	3200 LM	NO	IP 20
	4K	DAY	■ BLACK	TR003-1-40W4K-B	36 W	3200 LM	NO	IP 20

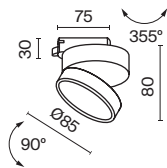
Onda


^{EN} Metal body. Swivel mechanism. The LED light source is hidden under an opal diffuser. Wide beam angle is 120°.

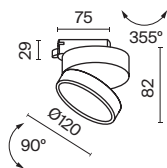
^{DE} Metallrahmen. Schwenkvorrichtung. Die LED-Lichtquelle ist unter einem opalen Diffusor verborgen. Breiter Lichtstreuwinkel 120°.


^{IT} Corpo in metallo. Meccanismo girevole. La sorgente luminosa a LED è nascosta sotto un diffusore opalino. Ampio angolo di diffusione 120°.

^{FR} Corps métallique. Mécanisme pivotant. Source de lumière LED dissimulée sous un diffuseur opaque. Grand angle de diffusion de 120°.



BEAM ANGLE	CCT	COLOR	ARTICLE	POWER	LIGHT FLUX	DIMMABLE	IP
	3K WARM	■ BLACK	TR007-1-12W3K-B	12 W	600 LM	NO	IP 20
	3K WARM	□ WHITE	TR007-1-12W3K-W	12 W	850 LM	NO	IP 20
	4K DAY	■ BLACK	TR007-1-12W4K-B	12 W	650 LM	NO	IP 20
	4K DAY	□ WHITE	TR007-1-12W4K-W	12 W	1050 LM	NO	IP 20




BEAM ANGLE	CCT	COLOR	ARTICLE	POWER	LIGHT FLUX	DIMMABLE	IP
	3K WARM	■ BLACK	TR007-1-18W3K-B	18 W	1100 LM	NO	IP 20
	3K WARM	□ WHITE	TR007-1-18W3K-W	18 W	1400 LM	NO	IP 20
	4K DAY	■ BLACK	TR007-1-18W3K-B4K	18 W	1100 LM	NO	IP 20
	4K DAY	□ WHITE	TR007-1-18W3K-W4K	18 W	1600 LM	NO	IP 20



TR007-1-18W3K-B

Light source with opal diffuser for anti-glare effect.

Adjustment of the direction of the light flux 355° in the horizontal plane and 90° in the vertical plane.



Yin

^{EN} Metal body. Swivel mechanism. The LED light source. Part of models with Triac dimming. Narrow beam angle for accent lighting is 24°.

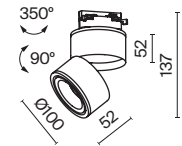
^{DE} Metallrahmen. Schwenkvorrichtung. LED-Lichtquelle. Einige Modelle sind Triac-dimmbare. Schmäler Streuwinkel von 24° für Akzentbeleuchtung.

^{IT} Corpo in metallo. Meccanismo girevole. Sorgente luminosa LED. Parte dei modelli dimmerabile con Triac dimmer. Fascio stretto 24° per illuminazione d'accento.

^{FR} Corps métallique. Mécanisme pivotant. Source de lumière LED. Partie des modèles avec variateur Triac. Angle étroit de diffusion (24°) pour un éclairage d'accentuation.



LEDS BRIDGELUX



BEAM ANGLE	CCT	COLOR	ARTICLE	POWER	LIGHT FLUX	DIMMABLE	IP	
SPOT 	3K	WARM	■ BLACK	TR084-1-15W3K-B	15 W	1000 LM	NO	IP 20
	3K	WARM	■ BLACK	TR084-1-15W3K-D-B	15 W	950 LM	TRIAC	IP 20
	3K	WARM	□ WHITE	TR084-1-15W3K-W	15 W	1100 LM	NO	IP 20
	3K	WARM	□ WHITE	TR084-1-15W3K-D-W	15 W	1050 LM	TRIAC	IP 20
	4K	DAY	■ BLACK	TR084-1-15W4K-B	15 W	1050 LM	NO	IP 20
	4K	DAY	■ BLACK	TR084-1-15W4K-D-B	15 W	1000 LM	TRIAC	IP 20
	4K	DAY	□ WHITE	TR084-1-15W4K-W	15 W	1050 LM	NO	IP 20
	4K	DAY	□ WHITE	TR084-1-15W4K-D-W	15 W	1100 LM	TRIAC	IP 20




TR084-1-15W3K-B

CRI>90

*High color rendering index allows you to maximize the interior colors.

24° concentrating lens for bright accent lighting.



Zon

^{EN} Metal body. The LED light source is hidden under an opal diffuser. Unique design with movable mount to adjust the light flux. Wide 120° beam angle.

^{DE} Metallrahmen. Die LED-Lichtquelle ist unter einem opalen Diffusor verborgen. Einzigartiges Design mit beweglicher Halterung zur Einstellung des Lichtstroms. Breiter Lichtstreuwinkel 120°.

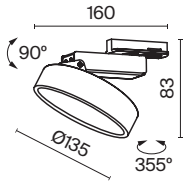
^{IT} Corpo in metallo. La sorgente luminosa a LED è nascosta sotto un diffusore opalino. Design unico con supporto mobile per regolare il flusso luminoso. Ampio angolo di diffusione pari a 120°.






^{FR} Corps métallique. Source de lumière LED dissimulée sous un diffuseur opaque. Design unique avec fixation mobile pour le réglage du flux lumineux. Grand angle de diffusion de 120°.

B



LEDS SANAN



BEAM ANGLE	CCT	COLOR	ARTICLE	POWER	LIGHT FLUX	DIMMABLE	IP
	 WARM	 BLACK	TR043-1-12W3K-B	12 W	1000 LM	NO	IP 20
	 DAY	 BLACK	TR043-1-12W4K-B	12 W	950 LM	NO	IP 20



TR043-1-12W3K-B

Light source with opal diffuser for anti-glare effect.

Adjustment of the direction of the light flux 360° in the horizontal plane and 90° in the vertical plane.



Rim

^{EN} Metal body. The LED light source is hidden under an opal diffuser. Unique design with movable mount to adjust the light flux. Wide 110° beam angle.

^{DE} Metallrahmen. Die LED-Lichtquelle ist unter einem opalen Diffusor verborgen. Einzigartiges Design mit beweglicher Halterung zur Einstellung des Lichtstroms. Breiter Lichtstreuwinkel 110°.

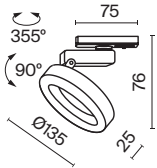
^{IT} Corpo in metallo. La sorgente luminosa a LED è nascosta sotto un diffusore opalino. Design unico con supporto mobile per regolare il flusso luminoso. Ampio angolo di diffusione pari a 110°.

^{FR} Corps métallique. Source de lumière LED dissimulée sous un diffuseur opaque. Design unique avec fixation mobile pour le réglage du flux lumineux. Grand angle de diffusion de 110°.

B



LEDS SANAN



BEAM ANGLE	CCT	COLOR	ARTICLE	POWER	LIGHT FLUX	DIMMABLE	IP
			TR044-1-12W3K-B	12 W	630 LM	NO	IP 20
			TR044-1-12W4K-B	12 W	630 LM	NO	IP 20



TR044-1-12W3K-B

Light source with opal diffuser for anti-glare effect.

Adjustment of the direction of the light flux 355° in the horizontal plane and 90° in the vertical plane.



Points

^{EN} Metal body. Recessed LED light source. Low glare level (UGR<15) and high color rendering index. Swivel mechanism.

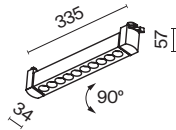
^{DE} Metallrahmen. Versenkte LED-Lichtquelle. Niedrige Blendwirkung (UGR<15) und hoher Farbwiedergabeindex. Schwenkvorrichtung.

^{IT} Corpo in metallo. Sorgente luminosa LED da incasso. Abbagliamento ridotto (UGR<15) e indice di resa cromatica elevato. Meccanismo girevole.

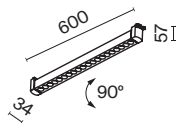
^{FR} Corps métallique. Source de lumière LED encastrée. Faible taux d'éblouissement (UGR <15) et fort indice de rendu de couleur. Mécanisme pivotant.



LEDS EPISTAR



BEAM ANGLE	CCT	COLOR	ARTICLE	POWER	LIGHT FLUX	DIMMABLE	IP
MEDIUM 	3K WARM	<input type="checkbox"/> WHITE	TR010-1-10W3K-M-W	10 W	750 LM	NO	IP 20
	4K DAY	<input checked="" type="checkbox"/> BLACK	TR010-1-10W4K-M-B	10 W	650 LM	NO	IP 20
	4K DAY	<input type="checkbox"/> WHITE	TR010-1-10W4K-M-W	10 W	750 LM	NO	IP 20



BEAM ANGLE	CCT	COLOR	ARTICLE	POWER	LIGHT FLUX	DIMMABLE	IP
MEDIUM 	3K WARM	<input type="checkbox"/> WHITE	TR010-1-20W3K-M-W	20 W	1500 LM	NO	IP 20
	4K DAY	<input checked="" type="checkbox"/> BLACK	TR010-1-20W4K-M-B	20 W	1150 LM	NO	IP 20
	4K DAY	<input type="checkbox"/> WHITE	TR010-1-20W4K-M-W	20 W	1500 LM	NO	IP 20



TR010-1-10W4K-M-B

CRI > 90 *High color rendering index allows you to maximize the interior colors.

Recessed lens for «invisible source» light effect.



Ultra-low Unified Glare Rating. The luminaire is suitable for use in reading nooks and relaxing areas.

Points Rot

^{EN} Aluminium and plastic fittings. Colors: black, white. LED light source. Color temperature: 3000K and 4000K. The lamps of the Points Rot family attract with their modern design and functionality. Lamps with a rotary mechanism allow to direct light in the interior.

^{DE} Material der Beschläge - Aluminium und Kunststoff, Farben - Schwarz, Weiß. LED-Lichtquelle. Farbtemperatur 3000K und 4000K. Die Leuchten der Points-Rot-Familie bestechen durch ihr modernes Design und ihre Funktionalität. Leuchten mit einem Drehmechanismus ermöglichen es, das Licht in den Innenraum zu richten.

^{IT} Il materiale della armatura è di alluminio e della material plastica, i colori sono nero, bianco. La sorgente luminosa a LED. La temperatura di colore e' da 3000K a 4000K.

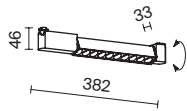
Le lampade della famiglia Points Rot attirano l'attenzione con il loro design moderno e la loro funzionalità. Forma il Suo spazio dell' illuminazione creando il suo design personale.

^{FR} Matériau de l'armature - aluminium et plastique, couleurs - noir, blanc. Source de lumière LED. Température de couleur 3000K et 4000K.

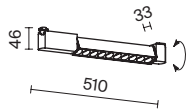
Les luminaires de la famille Points Rot séduisent par leur design moderne et leur fonctionnalité. Les luminaires à mécanisme rotatif permettent de diriger la lumière à l'intérieur.



LEDS SMD



BEAM ANGLE	CCT	COLOR	ARTICLE	POWER	LIGHT FLUX	DIMMABLE	IP
MEDIUM 	3K WARM	BLACK	TR010-1-10W3K-M-B-DE	10 W	620 LM	NO	IP 20
	3K WARM	WHITE	TR010-1-10W3K-M-W-DE	10 W	620 LM	NO	IP 20
	4K DAY	BLACK	TR010-1-10W4K-M-B-DE	10 W	760 LM	NO	IP 20
	4K DAY	WHITE	TR010-1-10W4K-M-W-DE	10 W	760 LM	NO	IP 20



BEAM ANGLE	CCT	COLOR	ARTICLE	POWER	LIGHT FLUX	DIMMABLE	IP
MEDIUM 	3K WARM	BLACK	TR010-1-22W3K-M-B-DE	20 W	1130 LM	NO	IP 20
	3K WARM	WHITE	TR010-1-22W3K-M-W-DE	20 W	1130 LM	NO	IP 20
	4K DAY	BLACK	TR010-1-22W4K-M-B-DE	20 W	1440 LM	NO	IP 20
	4K DAY	WHITE	TR010-1-22W4K-M-W-DE	20 W	1440 LM	NO	IP 20



TR010-1-10W3K-M-B-DE

Rotary mechanism.



Functional.



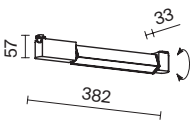
Basis Rot


^{EN} Aluminium fittings. The lamps are made in black and white colors. LED light source. Color temperature: 3000K and 4000 K. The lamps of the Basis Rot family attract with their modern design and functionality. Lamps with a rotary mechanism allow to direct light in the interior. Arrange your lighting space creating your personal design.

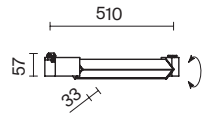
^{DE} Beschläge aus Aluminium. Die Leuchten sind in Schwarz und Weiß erhältlich. LED-Lichtquelle. Farbtemperatur - 3000K und 4000K. Die Leuchten der Basis-Rot-Familie bestechen durch ihr modernes Design und ihre Funktionalität. Leuchten mit einem Drehmechanismus ermöglichen es, das Licht in den Innenraum zu richten. Gestalten Sie Ihren Beleuchtungsraum nach Ihrem persönlichen Geschmack.


^{IT} L'armatura e' in alluminio. Le lampade sono realizzate in colori bianco e nero. La sorgente luminosa a LED. La temperatura di colore e' 3000 K e 4000 K. Le lampade della famiglia Basis Rot attirano l'attenzione con il loro design moderno e la loro funzionalità. Le lampade con il meccanismo rotante consentono di dirigere la luce all'interno. Forma il Suo spazio dell' illuminazione creando il suo design personale.

^{FR} Armature en aluminium. Les luminaires sont faits en noir et blanc. Source de lumière LED. Température de couleur 3000 K et 4000 K. Les luminaires de la famille Basis Rot attirent par leur design moderne et leur fonctionnalité. Les luminaires à mécanisme rotatif permettent de diriger la lumière à l'intérieur. Organisez votre espace d'éclairage en créant votre design personnel.



BEAM ANGLE	CCT	COLOR	ARTICLE	POWER	LIGHT FLUX	DIMMABLE	IP
	3K WARM	 BLACK	TR104-1-12W3K-B-DE	12 W	780 LM	NO	IP 20
	3K WARM	 WHITE	TR104-1-12W3K-W-DE	12 W	780 LM	NO	IP 20
	4K DAY	 BLACK	TR104-1-12W4K-B-DE	12 W	980 LM	NO	IP 20
	4K DAY	 WHITE	TR104-1-12W4K-W-DE	12 W	980 LM	NO	IP 20





BEAM ANGLE	CCT	COLOR	ARTICLE	POWER	LIGHT FLUX	DIMMABLE	IP
	3K WARM	 BLACK	TR104-1-24W3K-B-DE	24 W	1540 LM	NO	IP 20
	3K WARM	 WHITE	TR104-1-24W3K-W-DE	24 W	1540 LM	NO	IP 20
	4K DAY	 BLACK	TR104-1-24W4K-B-DE	24 W	1900 LM	NO	IP 20
	4K DAY	 WHITE	TR104-1-24W4K-W-DE	24 W	1900 LM	NO	IP 20



TR104-1-12W3K-B-DE
TR104-1-24W3K-B-DE

CRI > 90 *High color rendering index allows you to maximize the interior colors.

Rotary mechanism.



Functionality .

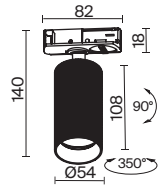

Artisan


^{EN} Graphic texture. Metal body. A recessed light source provides visual comfort for the eyes. Up-to-date colors: black, white and matte gold. Light source: GU10 lamp (not included). An optional anti-glare grille HoneyComb-D45 ensuring a low glare factor is available for this model.

^{DE} Grafische Textur. Metallrahmen. Die versenkte Lichtquelle schafft visuellen Komfort für die Augen. Aktuelle Farben - Schwarz, Weiß und Mattes Gold. Lichtquelle - ein Leuchtmittel mit einer GU10-Fassung (nicht im Lieferumfang enthalten). Das Blendschutzgitter HoneyComb-D45 kann für diese Modell nachgekauft werden, um einen geringen Blendfaktor zu gewährleisten.

^{IT} La fattura e' grafica. Il corpo di metallo. La sorgente luminosa da incasso a LED crea un comfort visivo per gli occhi. I colori attuali sono nero, bianco ed l'oro opaco. La sorgente luminosa è una lampada GU10 (non inclusa in set completo). A questo modello può acquistare una griglia antiriflesso HoneyComb-D45, che garantisce un basso coefficiente di un abbagliamento dalla luce.

^{FR} Facture graphique. Corps métallique. La source de lumière encastrée crée un confort visuel pour les yeux. Couleurs actuelles - noir, blanc et or mat. Source de lumière - lampe GU10 (non incluse). Vous pouvez acheter une grille anti-éblouissement HoneyComb-D45 pour le modèle, qui assurera un faible facteur d'éblouissement.



LAMP	NUMBER OF LAMPS	COLOR	ARTICLE	MAX W LAMPS	IP
GU10	1 x GU10	■ BLACK	TR089-1-GU10-BB	12 W	IP 20
	1 x GU10	□ WHITE	TR089-1-GU10-WW	12 W	IP 20
	1 x GU10	■ MATTE GOLD	TR089-1-GU10-BMG	12 W	IP 20



TR089-1-GU10-BB

Graphic texture of the lamp body.
GU10 light source (not included).

Usable with the HoneyComb-D45 anti-glare grille
to reduce the glare factor.



ANTI-DAZZLE FILTERS

ARTICLE	DIAMETER
---------	----------

HONEYCOMB-D45	45 MM
---------------	-------



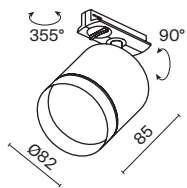
Polar


^{EN} Modern design. Metal body. Up-to-date colors: black, white and matte gold. The light source - GX53 lamp (not included) - provides effective lighting of the space.

^{DE} Modernes Design. Metallrahmen. Aktuelle Farben - Schwarz, Weiß und Mattes Gold. Lichtquelle - ein Leuchtmittel mit einer GX53-Fassung (nicht im Lieferumfang enthalten) sorgt für eine wirkungsvolle Raumbeleuchtung.

^{IT} Il design moderno. Corpo e' di metallo. I colori attuali sono nero, bianco ed oro opaco. La sorgente luminosa e' la lampada di GX53 (non inclusa in set completo) fornisce un'illuminazione efficiente dello spazio.

^{FR} Design moderne. Corps en métal. Couleurs actuelles - noir, blanc et or mat. Source de lumière - la lampe GX53 (non incluse) fournit un éclairage efficace de l'espace.



LAMP	NUMBER OF LAMPS	COLOR	ARTICLE	MAX W LAMPS	IP
GX53	1 X GX53	■ BLACK	TR088-1-GX53-B	15 W	IP 20
	1 X GX53	■ MATTE GOLD	TR088-1-GX53-MG	15 W	IP 20
	1 X GX53	□ WHITE	TR088-1-GX53-W	15 W	IP 20



TR088-1-GX53-B

Minimalistic design.





Three-phase track system

Advanced system for customizing
different lighting scenarios

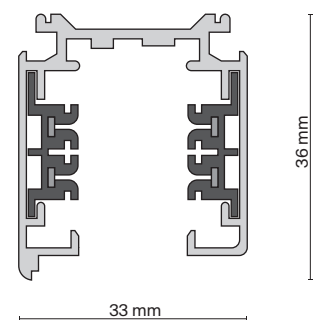

TRINITY

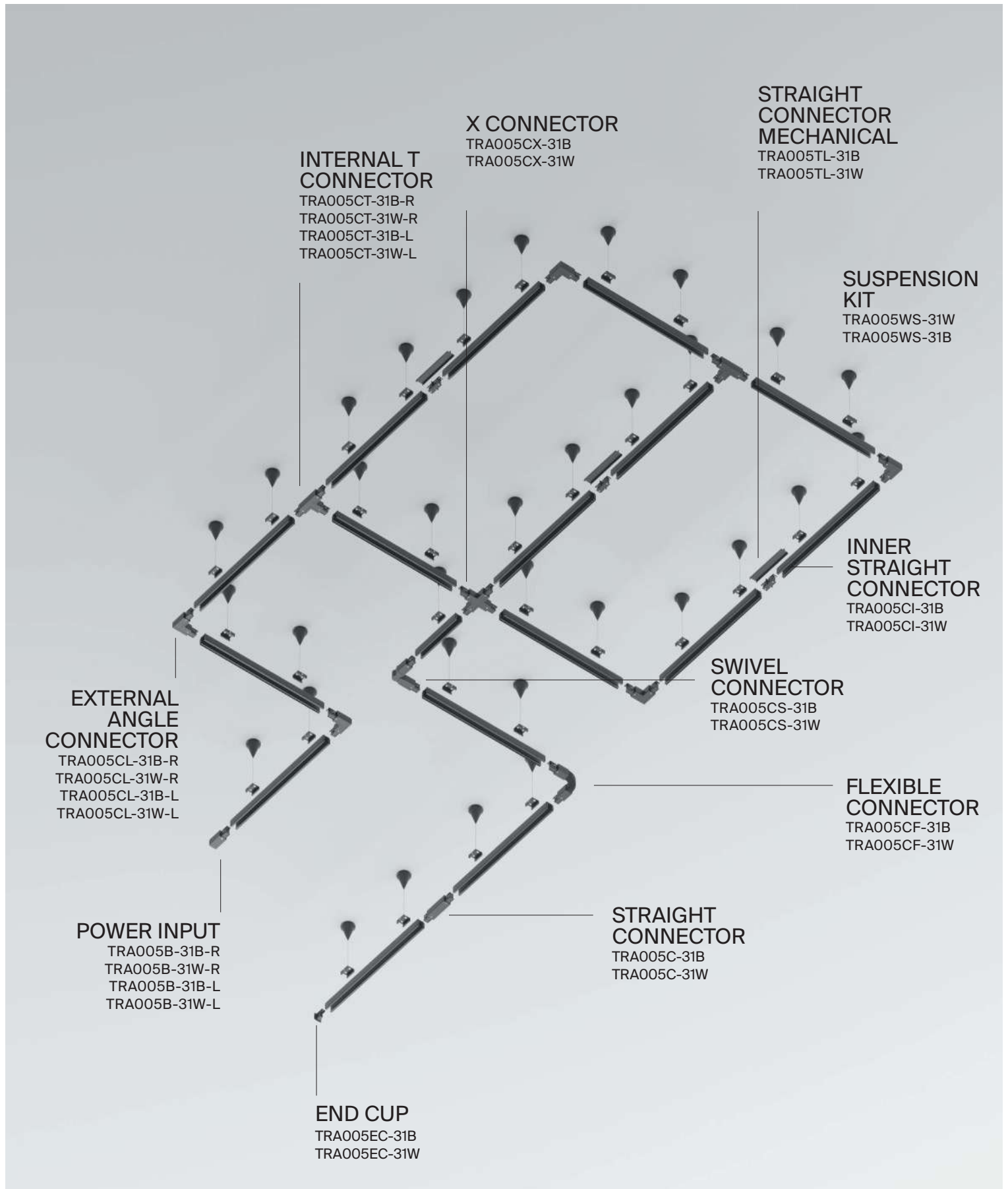


Elements of a three-phase track system Trinity for surface and pendant mounting



SYSTEM ELEMENT	COLOR	ARTICLE	SIZE
TRACK	■ BLACK	TRX005-311B	H36 X W33 X L1000
	■ BLACK	TRX005-312B	H36 X W33 X L2000
	□ WHITE	TRX005-311W	H36 X W33 X L1000
	□ WHITE	TRX005-312W	H36 X W33 X L2000
END CUP	■ BLACK	TRA005EC-31B	
PLUGS AND R POWER INPUT INCLUDED INTO THE SET!	□ WHITE	TRA005EC-31W	





PENDANT / SURFACE 3-PHASE TRINITY TRACK SYSTEM

Elements of a three-phase track system Trinity for surface and pendant mounting



	SYSTEM ELEMENT	COLOR	ARTICLE	
Power input for a three-phase track (the necessary connector is determined relative to the system grounding pin).	INTERNAL POWER INPUT (RIGHT)	■ BLACK	TRA005B-31B-R	
		□ WHITE	TRA005B-31W-R	
	EXTERNAL POWER INPUT (LEFT)	■ BLACK	TRA005B-31B-L	
		□ WHITE	TRA005B-31W-L	
Straight connector for connecting the three-phase track into the line..	STRAIGHT CONNECTOR	■ BLACK	TRA005C-31B	
		□ WHITE	TRA005C-31W	
Internal straight connector for a three-phase track. This connector allows installing the track along the perimeter of the room into the tructure of any complexity.	INNER STRAIGHT CONNECTOR	■ BLACK	TRA005CI-31B	
		□ WHITE	TRA005CI-31W	
T-connector for a three-phase track. Direction of connections outside/right or outside/left (the necessary connector is determined relative to the system grounding pin). This connector allows installing the track along the perimeter of the room into the structure of any complexity.	INTERNAL T CONNECTOR (RIGHT)	■ BLACK	TRA005CT-31B-R	
		□ WHITE	TRA005CT-31W-R	
	EXTERNAL T CONNECTOR (LEFT)	■ BLACK	TRA005CT-31B-L	
		□ WHITE	TRA005CT-31W-L	

*External connectors are designated as left; internal connectors are right.

Angle connector for a three-phase track. Power supply along the external or internal side (the necessary connector is determined relative to the system grounding pin). This connector allows installing the track along the perimeter of the room at 90°.

SYSTEM ELEMENT	COLOR	ARTICLE
EXTERNAL ANGLE CONNECTOR (LEFT)	■ BLACK	TRA005CL-31B-L
	□ WHITE	TRA005CL-31W-L
INTERNAL ANGLE CONNECTOR (RIGHT)	■ BLACK	TRA005CL-31B-R
	□ WHITE	TRA005CL-31W-R



X-connector for a three-phase track. This connector allows installing the track along the perimeter of the room into the structure of any complexity.

X CONNECTOR	■ BLACK	TRA005CX-31B
	□ WHITE	TRA005CX-31W



Flexible connector for a three-phase track. This connector allows installing the track along the perimeter of the room into the structure of any complexity.

FLEXIBLE CONNECTOR	■ BLACK	TRA005CF-31B
	□ WHITE	TRA005CF-31W



Revolving swivel connector for a three-phase track. This connector allows installing the track along the perimeter of the room into the structure of any complexity.

SWIVEL CONNECTOR	■ BLACK	TRA005CS-31B
	□ WHITE	TRA005CS-31W



Clamp for Trinity tracks for bracing the structure in places of connection.

STRAIGHT CONNECTOR MECHANICAL	■ BLACK	TRA005TL-31B
	□ WHITE	TRA005TL-31W



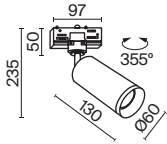
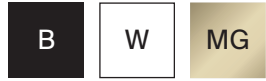
The suspended set with a plastic bowl and a 2-meter wire is used for fixing the three-phase track lighting system at the necessary height.


SUSPENSION KIT	■ BLACK	TRA005WS-31B
	□ WHITE	TRA005WS-31W



Focus

EN Metal body. Replaceable light source with GU10 base.
 DE Metallrahmen. Austauschbare Lichtquelle mit GU10-Fassung.
 IT Corpo in metallo. Sorgente luminosa sostituibile con attacco GU10.
 FR Corps métallique. Source de lumière remplaçable à culot GU10.




LAMP	NUMBER OF LAMPS	COLOR	ARTICLE	MAX W LAMPS	IP
GU10	1x GU10	■ BLACK	TR028-3-GU10-B	10 W	IP 20
	1x GU10	□ WHITE	TR028-3-GU10-W	10 W	IP 20
	1x GU10	■ MATTE GOLD	TR028-3-GU10-MG	10 W	IP 20



TR028-3-GU10-W TR028-3-GU10-MG

Recessed light source for anti-glare effect.





VUORO

TR029-3-20W4K-M-B

— My extended family comprises a multitude of kin, and it is not uncommon for strangers to confuse us, as we share a common visage. Yet, upon closer acquaintance, the revelation dawns that each one among us is an embodiment of distinctiveness and possesses a unique, resplendent allure.

Vuoro Light Fixture for the Trinity system Featuring more than 12 Light Parameter Variations

Vuoro

^{EN} Metal body. Swivel mechanism. LED light source. Low glare level, non-pulsing light. High color rendering index.

^{DE} Metallrahmen. Schwenkvorrichtung. LED-Lichtquelle. Niedrige Blendwirkung, nicht pulsierendes Licht. Hoher Farbwiedergabeindex.

^{IT} Corpo in metallo. Meccanismo girevole. Sorgente luminosa LED. Abbagliamento ridotto, luce non pulsante. Alto indice di resa cromatica.

^{FR} Corps métallique. Mécanisme pivotant. Source de lumière LED. Faible taux d'éblouissement, lumière non pulsée. Fort indice de rendu de couleur.



LEDS SANAN



CHOOSE A COLOR



BLACK / WHITE

CHOOSE YOUR COLOR TEMPERATURE



WARM / DAY

CHOOSE POWER AND SIZE

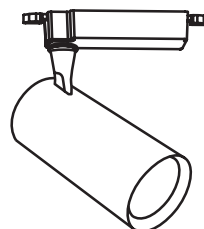
10W × Ø78 / 18W × Ø89 / 20W × Ø89 / 26W × Ø89



Ø78



Ø89






TR029-3-10W3K-M-B

CRI>90

*High color rendering index allows you to maximize the interior colors.

Adjustment of the direction of the light flux 355° in the horizontal plane and 90° in the vertical plane.



*Recommended for reading, writing, working at a computer, training, relaxing, studying.

Vuoro

^{EN} Metal body. Swivel mechanism. LED light source. Low glare level, non-pulsing light. High color rendering index.

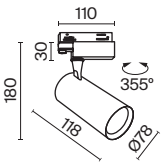
^{DE} Metallrahmen. Schwenkvorrichtung. LED-Lichtquelle. Niedrige Blendwirkung, nicht pulsierendes Licht. Hoher Farbwiedergabeindex.


^{IT} Corpo in metallo. Meccanismo girevole. Sorgente luminosa LED. Abbagliamento ridotto, luce non pulsante. Alto indice di resa cromatica.

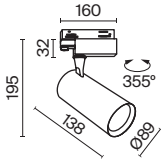
^{FR} Corps métallique. Mécanisme pivotant. Source de lumière LED. Faible taux d'éblouissement, lumière non pulsée. Fort indice de rendu de couleur.



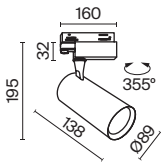
LEDS SANAN



BEAM ANGLE	CCT	COLOR	ARTICLE	POWER	LIGHT FLUX	DIMMABLE	IP	
SPOT 	3K	WARM	■ BLACK	TR029-3-10W3K-B	10 W	900 LM	NO	IP 20
	3K	WARM	■ BLACK	TR029-3-10W3K-S-B	10 W	750 LM	NO	IP 20
	3K	WARM	□ WHITE	TR029-3-10W3K-S-W	10 W	750 LM	NO	IP 20
	3K	WARM	□ WHITE	TR029-3-10W3K-W	10 W	950LM	NO	IP 20
	4K	DAY	■ BLACK	TR029-3-10W4K-B	10 W	950 LM	NO	IP 20
	4K	DAY	■ BLACK	TR029-3-10W4K-S-B	10 W	800 LM	NO	IP 20
	4K	DAY	□ WHITE	TR029-3-10W4K-S-W	10 W	800 LM	NO	IP 20
	4K	DAY	□ WHITE	TR029-3-10W4K-W	10 W	1000 LM	NO	IP 20



BEAM ANGLE	CCT	COLOR	ARTICLE	POWER	LIGHT FLUX	DIMMABLE	IP	
SPOT 	3K	WARM	■ BLACK	TR029-3-20W3K-B	18 W	1800 LM	NO	IP 20
	3K	WARM	■ BLACK	TR029-3-20W3K-S-B	20 W	1500 LM	NO	IP 20
	3K	WARM	□ WHITE	TR029-3-20W3K-S-W	20 W	1500 LM	NO	IP 20
	3K	WARM	□ WHITE	TR029-3-20W3K-W	18 W	1900 LM	NO	IP 20
	4K	DAY	■ BLACK	TR029-3-20W4K-S-B	20 W	1600 LM	NO	IP 20
	4K	DAY	□ WHITE	TR029-3-20W4K-S-W	20 W	1600 LM	NO	IP 20
	4K	DAY	□ WHITE	TR029-3-20W4K-W	18 W	1900 LM	NO	IP 20



BEAM ANGLE	CCT	COLOR	ARTICLE	POWER	LIGHT FLUX	DIMMABLE	IP	
SPOT 	3K	WARM	■ BLACK	TR029-3-26W3K-S-B	26 W	2690 LM	NO	IP 20
	3K	WARM	□ WHITE	TR029-3-26W3K-S-W	26 W	2690 LM	NO	IP 20
	4K	DAY	■ BLACK	TR029-3-26W4K-S-B	26 W	2690 LM	NO	IP 20
	4K	DAY	□ WHITE	TR029-3-26W4K-S-W	26 W	2790 LM	NO	IP 20
	3K	WARM	■ BLACK	TR029-3-30W3K-B	26 W	2600 LM	NO	IP 20
	3K	WARM	□ WHITE	TR029-3-30W3K-W	26 W	2800 LM	NO	IP 20
	4K	DAY	■ BLACK	TR029-3-30W4K-B	26 W	2600 LM	NO	IP 20
	4K	DAY	□ WHITE	TR029-3-30W4K-W	26 W	2800 LM	NO	IP 20



S35

S35 – magnetic track system

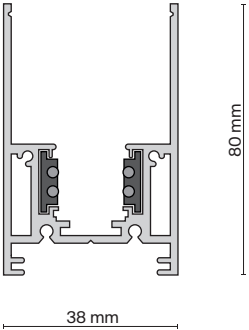
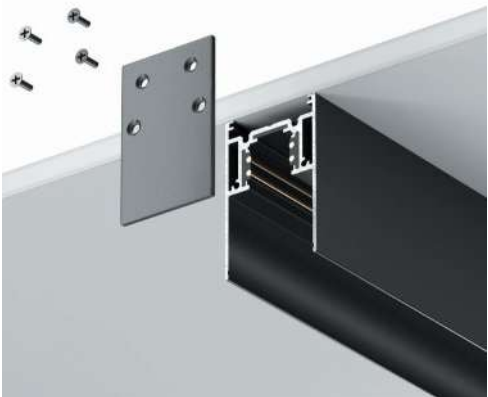

Technological system with magnetic fastening

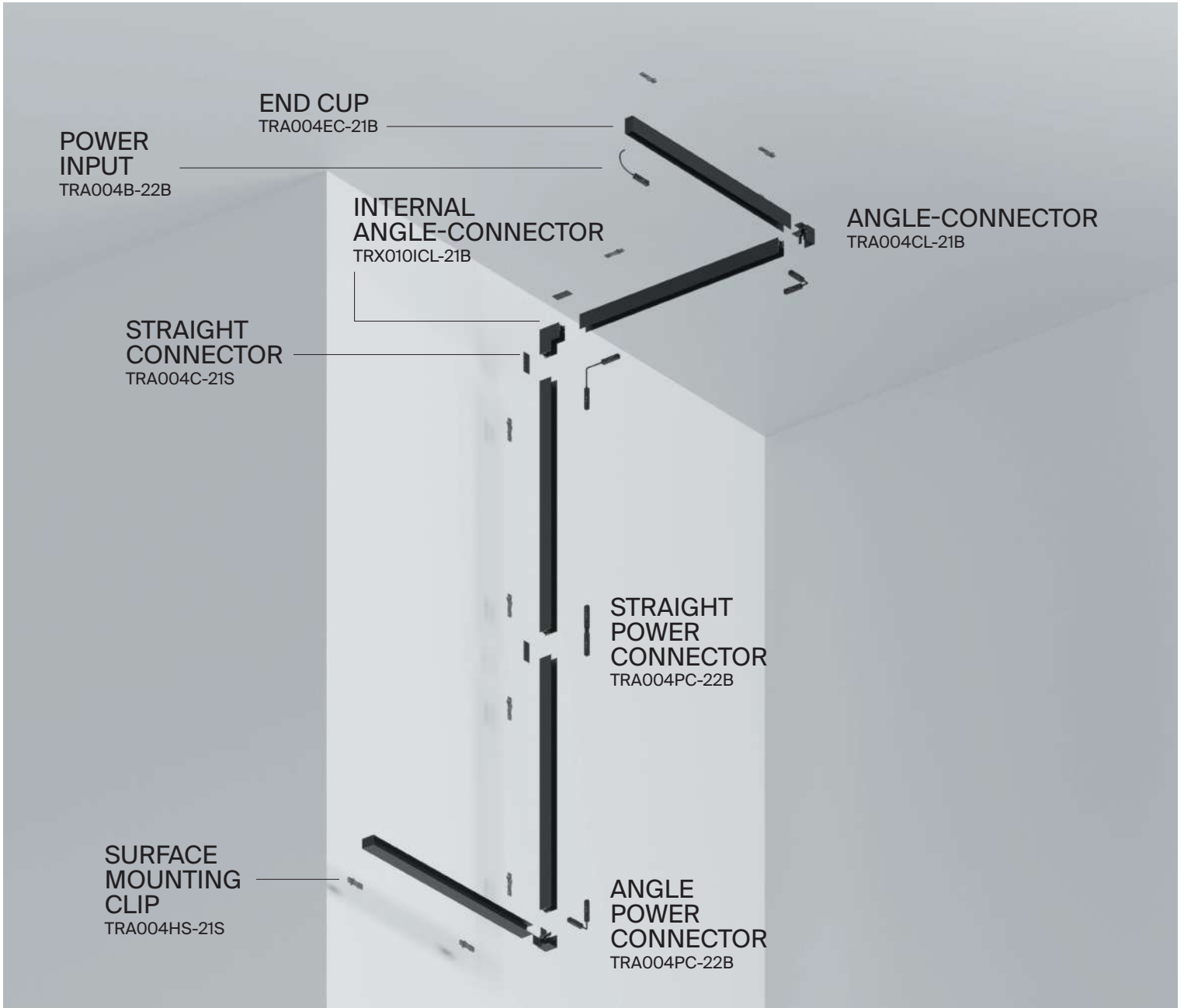


Elements of magnetic track system S35 surface and pendant mounting


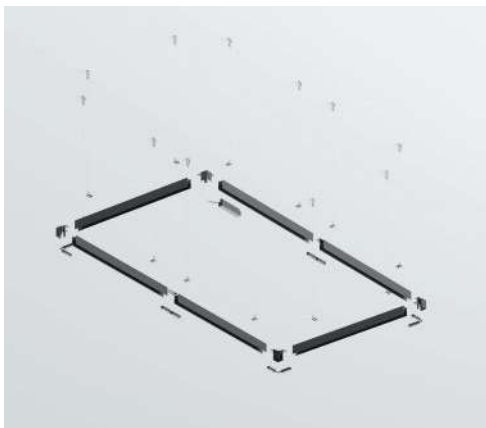
B

SYSTEM ELEMENT	COLOR	ARTICLE	SIZE
TRACK	■ BLACK	TRX004-211B	H80 X W38 X L1000
	■ BLACK	TRX004-212B	H80 X W38 X L2000





PENDANT / SURFACE S35 MAGNETIC TRACK



Elements of magnetic track system S35 surface and pendant mounting

B

SYSTEM ELEMENT	COLOR	ARTICLE
STRAIGHT CONNECTOR	■ BLACK	TRA004C-21S
INTERNAL ANGLE-CONNECTOR	■ BLACK	TRA004ICL-21B
ANGLE-CONNECTOR	■ BLACK	TRA004CL-21B
SURFACE MOUNTING CLIP	■ BLACK	TRA004HS-21S
END CUP	■ BLACK	TRA004EC-21B



Universal accessories

SYSTEM ELEMENT	COLOR	ARTICLE
SUSPENSION KIT	 SILVER	TRA004SW-21S



CABLE FASTENING	 BLACK	TRA004HP-21B
-----------------	--	--------------



DECORATIVE MOULDING	 BLACK	TRA004-21B
---------------------	---	------------



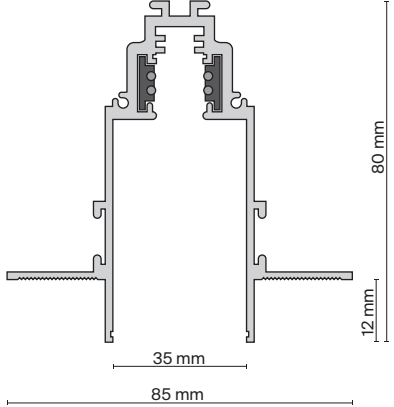

Elements of magnetic track system S35 surface and pendant mounting

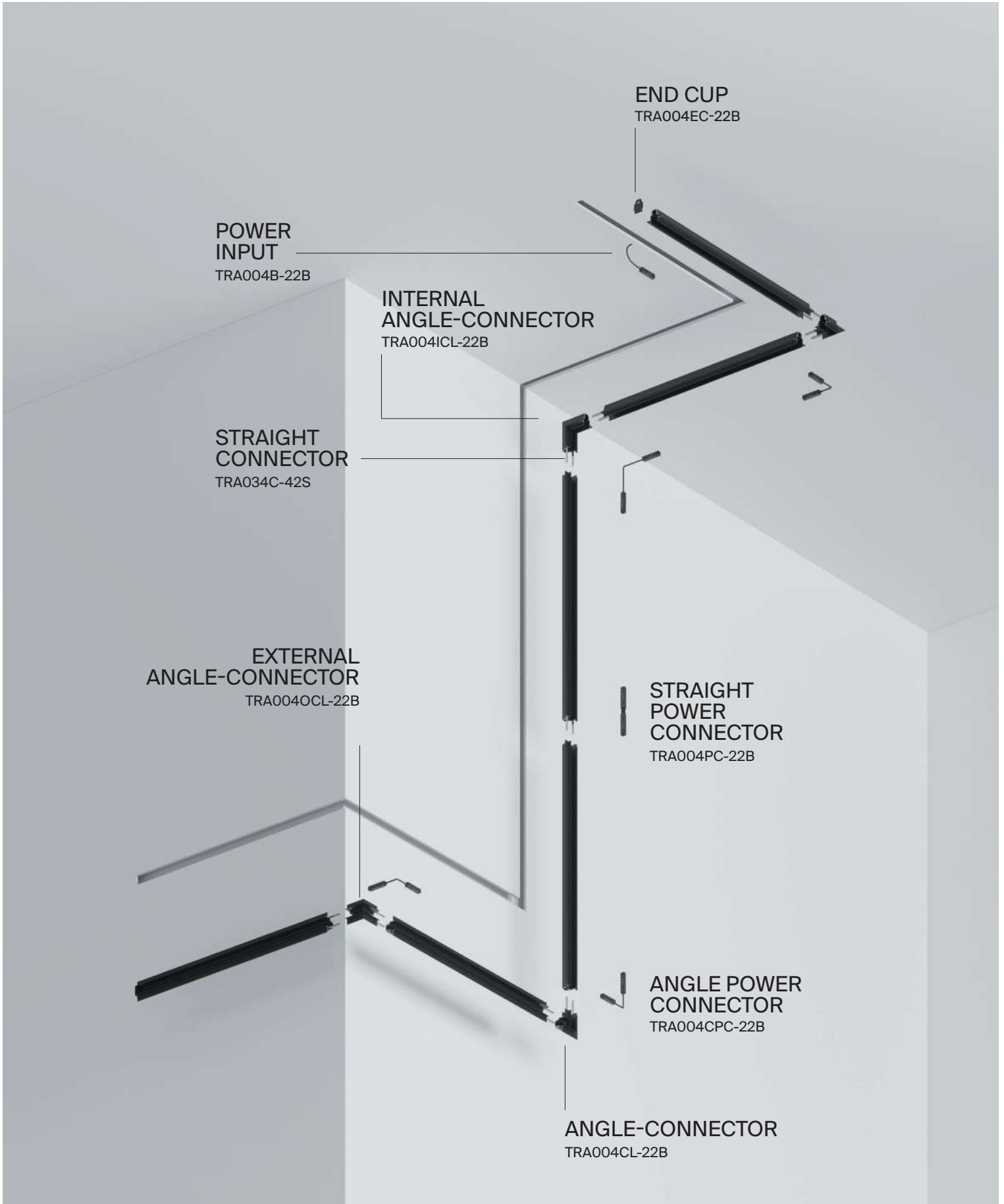
B

SYSTEM ELEMENT	COLOR	ARTICLE	SIZE
TRACK	■ BLACK	TRX004-221B	H84 X W87 X L1000
	■ BLACK	TRX004-222B	H84 X W87 X L2000



END CUP	■ BLACK	TRA004EC-22B
---------	---------	--------------





Elements of magnetic track system S35 surface and pendant mounting

B

SYSTEM ELEMENT	COLOR	ARTICLE
STRAIGHT CONNECTOR	 SILVER	TRA034C-42S



ANGLE-CONNECTOR	 BLACK	TRA004CL-22B
-----------------	---	--------------



EXTERNAL ANGLE-CONNECTOR	 BLACK	TRA004OCL-22B
--------------------------	---	---------------



INTERNAL ANGLE-CONNECTOR	 BLACK	TRA004ICL-22B
--------------------------	---	---------------





TRA034C-42S

Power connector and drivers

B

SYSTEM ELEMENT	COLOR	ARTICLE
POWER INPUT	■ BLACK	TRA004B-22B



STRAIGHT POWER	■ BLACK	TRA004PC-22B
----------------	---------	--------------



ANGLE POWER	■ BLACK	TRA004CPC-22B
-------------	---------	---------------



SYSTEM ELEMENT	COLOR	ARTICLE	SIZE	POWER
POWER SUPPLY	■ SILVER	TRA004DR-100S	H30 X W97 X L129	100W
	■ SILVER	TRA004DR-150S	H30 X W97 X L159	150W
	■ SILVER	TRA004DR-200S	H30 X W115 X L215	200W
	■ SILVER	TRA004DR-320S	H30 X W115 X L215	350W





TRA034CPC-42B

Basis

^{EN} Metal body. The LED light source is hidden under a frosted diffuser. Wide beam angle.

^{DE} Metallrahmen. Die LED-Lichtquelle ist unter einem matten Diffusor verborgen. Breiter Lichtstreuwinkel.

^{IT} Corpo in metallo. La sorgente luminosa a LED è nascosta sotto un diffusore opaco. Ampio angolo di diffusione.

^{FR} Corps métallique. Source de lumière LED dissimulée par un diffuseur mat. Grand angle de diffusion.



LEDS BRIDGELUX



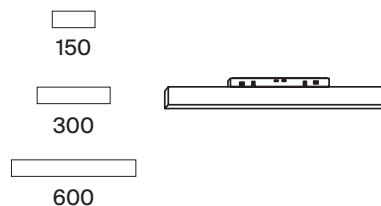
CHOOSE YOUR COLOR TEMPERATURE



WARM / DAY

CHOOSE POWER AND SIZE

7W × 150 / 12W × 300 / 20W × 600





TR012-2-7W4K-B

CRI > 90 *High color rendering index allows you to maximize the interior colors.

Light source with opal diffuser for anti-glare effect.



UGR < 19 *Recommended for reading, writing, working at a computer, training, relaxing, studying.





Basis

^{EN} Metal body. The LED light source is hidden under a frosted diffuser. Wide beam angle.

^{DE} Metallrahmen. Die LED-Lichtquelle ist unter einem matten Diffusor verborgen. Breiter Lichtstreuwinkel.

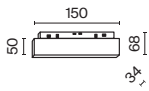
^{IT} Corpo in metallo. La sorgente luminosa a LED è nascosta sotto un diffusore opaco. Ampio angolo di diffusione.

^{FR} Corps métallique. Source de lumière LED dissimulée par un diffuseur mat. Grand angle de diffusion.

B




LEDS BRIDGELUX




BEAM ANGLE	CCT	COLOR	ARTICLE	POWER	LIGHT FLUX	DIMMABLE	IP
			TR012-2-7W3K-B	7 W	350 LM	NO	IP20
			TR012-2-7W4K-B	7 W	400 LM	NO	IP20



BEAM ANGLE	CCT	COLOR	ARTICLE	POWER	LIGHT FLUX	DIMMABLE	IP
 120°	3K WARM	■ BLACK	TR012-2-12W3K-B	12 W	750 LM	NO	IP20
	4K DAY	■ BLACK	TR012-2-12W4K-B	12 W	900 LM	NO	IP20



BEAM ANGLE	CCT	COLOR	ARTICLE	POWER	LIGHT FLUX	DIMMABLE	IP
 120°	3K WARM	■ BLACK	TR012-2-20W3K-B	20 W	1450 LM	NO	IP20
	4K DAY	■ BLACK	TR012-2-20W4K-B	20 W	1600 LM	NO	IP20

Basis Rot

^{EN} Metal body. Swivel mechanism. The LED light source is hidden under a MATTE diffuser. Wide beam angle .

^{DE} Metallrahmen. Schwenkvorrichtung. Die LED-Lichtquelle ist unter einem matten Diffusor verborgen. Breiter Lichtstreuwinkel.

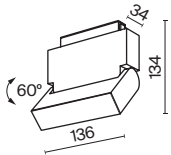
^{IT} Corpo in metallo. Meccanismo girevole. La sorgente luminosa a LED è nascosta sotto un diffusore opaco. Ampio angolo di diffusione.

^{FR} Corps métallique. Mécanisme pivotant. Source de lumière LED dissimulée par un diffuseur mat. Grand angle de diffusion.

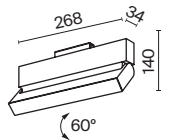
B



LEDS BRIDGELUX



BEAM ANGLE	CCT	COLOR	ARTICLE	POWER	LIGHT FLUX	DIMMABLE	IP
 120°	 3K WARM	 BLACK	TR013-2-10W3K-B	10 W	800 LM	NO	IP20
	 4K DAY	 BLACK	TR013-2-10W4K-B	10 W	850 LM	NO	IP20





BEAM ANGLE	CCT	COLOR	ARTICLE	POWER	LIGHT FLUX	DIMMABLE	IP
 120°	 3K WARM	 BLACK	TR013-2-20W3K-B	20 W	1500 LM	NO	IP20
	 4K DAY	 BLACK	TR013-2-20W4K-B	20 W	1600 LM	NO	IP20



TR013-2-10W3K-B

CRI > 90 *High color rendering index allows you to maximize the interior colors.

Light source with opal diffuser for anti-glare effect.



UGR < 19 *Recommended for reading, writing, working at a computer, training, relaxing, studying.





Points

^{EN} Metal body. The hidden LED light source is comfortable for the eyes. Focusing optics for key-light.

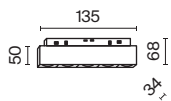
^{DE} Metallrahmen. Die verborgene LED-Lichtquelle ist angenehm für die Augen. Konzentrierende Optik für gerichtete Beleuchtung.


^{IT} Corpo in metallo. La sorgente luminosa a LED nascosta è confortevole per gli occhi. Ottica concentrante per illuminazione direzionale.

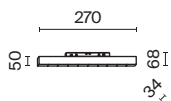
^{FR} Corps métallique. Source de lumière LED dissimulée confortable pour la vue. Optique non imageante pour l'éclairage d'accentuation.




LEDS OSRAM



BEAM ANGLE	CCT	COLOR	ARTICLE	POWER	LIGHT FLUX	DIMMABLE	IP
SPOT 	WARM	BLACK	TR014-2-10W3K-B	10 W	600 LM	NO	IP 20
	DAY	BLACK	TR014-2-10W4K-B	10 W	700 LM	NO	IP 20



BEAM ANGLE	CCT	COLOR	ARTICLE	POWER	LIGHT FLUX	DIMMABLE	IP
SPOT 	WARM	BLACK	TR014-2-20W3K-B	20 W	1200 LM	NO	IP 20
	DAY	BLACK	TR014-2-20W4K-B	20 W	1450 LM	NO	IP 20



TR014-2-10W3K-B

CRI>90 *High color rendering index allows you to maximize the interior colors.

Recessed lens for «invisible source» light effect.



UGR<19 *Recommended for reading, writing, working at a computer, training, relaxing, studying.

Points Rot

^{EN} Metal body. The hidden LED light source is comfortable for the eyes. Focusing optics for key-light.

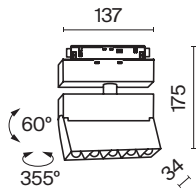
^{DE} Metallrahmen. Die verborgene LED-Lichtquelle ist angenehm für die Augen. Konzentrierende Optik für gerichtete Beleuchtung.

^{IT} Corpo in metallo. La sorgente luminosa a LED nascosta è confortevole per gli occhi. Ottica concentrante per illuminazione direzionale.

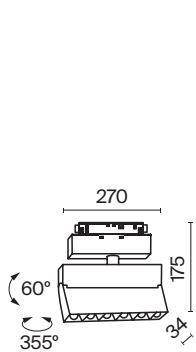
^{FR} Corps métallique. Source de lumière LED dissimulée confortable pour la vue. Optique non imageante pour l'éclairage d'accentuation.



LEDS OSRAM



BEAM ANGLE	CCT	COLOR	ARTICLE	POWER	LIGHT FLUX	DIMMABLE	IP
	WARM	BLACK	TR015-2-10W3K-B	10 W	700 LM	NO	IP20
	DAY	BLACK	TR015-2-10W4K-B	10 W	750 LM	NO	IP20



BEAM ANGLE	CCT	COLOR	ARTICLE	POWER	LIGHT FLUX	DIMMABLE	IP
	WARM	BLACK	TR015-2-20W3K-B	20 W	1350 LM	NO	IP20
	DAY	BLACK	TR015-2-20W4K-B	20 W	1600 LM	NO	IP20



TR015-2-10W3K-B

CRI > 90 *High color rendering index allows you to maximize the interior colors.

Recessed lens for «invisible source» light effect.



UGR < 19 *Recommended for reading, writing, working at a computer, training, relaxing, studying.

Focus LED

^{EN} Metal body. The built-in LED light source is recessed into the body. Professional optics – a lens for key-light. Low glare level (UGR<15) and Highcolor rendering index.

^{DE} Metallrahmen. Die im Rahmen versenkte eingebaute LED-Lichtquelle. Professionelle Optik: Linse für gerichtete Beleuchtung. Niedrige Blendwirkung (UGR<15) und hoher Farbwiedergabeindex.

^{IT} Corpo in metallo. La sorgente luminosa a LED integrata è incassata nel corpo. Ottica professionale: una lente per l'illuminazione direzionale. Abbagliamento ridotto (UGR<15) e indice di resa cromatica elevato.

^{FR} Corps en métal. Source de lumière LED intégrée encastrée dans le corps. Optique professionnelle: lentille pour l'éclairage d'accentuation. Faible taux d'éblouissement (UGR < 15) et fort indice de rendu de couleur.



LEDS EPISTAR



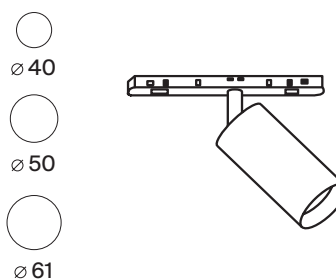
CHOOSE YOUR COLOR TEMPERATURE



WARM / DAY

CHOOSE POWER AND SIZE

7W × Ø40 / 9W × Ø50 / 18W × Ø61





TR019-2-7W3K-B

CRI > 90 *High color rendering index allows you to maximize the interior colors.


Recessed lens for «invisible source» light effect.



Compatible with lenses and anti-glare filters (p. 64).



UGR < 19 *Recommended for reading, writing, working at a computer, training, relaxing, studying.



Focus LED

^{EN} Metal body. The built-in LED light source is recessed into the body. Professional optics – a lens for key-light. Low glare level (UGR<15) and Highcolor rendering index.

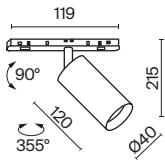
^{DE} Metallrahmen. Die im Rahmen versenkte eingebaute LED-Lichquelle. Professionelle Optik: Linse für gerichtete Beleuchtung. Niedrige Blendwirkung (UGR<15) und hoher Farbwiedergabeindex.

^{IT} Corpo in metallo. La sorgente luminosa a LED integrata è incassata nel corpo. Ottica professionale: una lente per l'illuminazione direzionale. Abbagliamento ridotto (UGR<15) e indice di resa cromatica elevato.

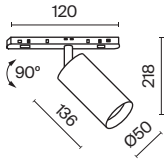
^{FR} Corps en métal. Source de lumière LED intégrée encastrée dans le corps. Optique professionnelle: lentille pour l'éclairage d'accentuation. Faible taux d'éblouissement (UGR < 15) et fort indice de rendu de couleur.



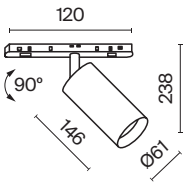
LEDS EPISTAR



BEAM ANGLE	CCT	COLOR	ARTICLE	POWER	LIGHT FLUX	DIMMABLE	IP
 SPOT	WARM	BLACK	TR019-2-7W3K-B	7 W	450 LM	NO	IP20
	DAY	BLACK	TR019-2-7W4K-B	7 W	600 LM	NO	IP20



BEAM ANGLE	CCT	COLOR	ARTICLE	POWER	LIGHT FLUX	DIMMABLE	IP
SPOT 	3K WARM	■ BLACK	TR019-2-10W3K-B	9 W	850 LM	NO	IP20
	4K DAY	■ BLACK	TR019-2-10W4K-B	9 W	700 LM	NO	IP20



BEAM ANGLE	CCT	COLOR	ARTICLE	POWER	LIGHT FLUX	DIMMABLE	IP
SPOT 	3K WARM	■ BLACK	TR019-2-15W3K-B	18 W	1300 LM	NO	IP20
	4K DAY	■ BLACK	TR019-2-15W4K-B	18 W	1300 LM	NO	IP20

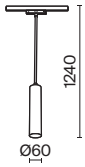
Focus LED






EN Metal body. The LED light source is recessed into the body.
 DE Metallrahmen. Die im Rahmen versenkte LED-Lichquelle.
 IT Corpo in metallo. La sorgente luminosa a LED è incassata nel corpo.
 FR Corps métallique. Source de lumière LED encastrée dans le corps.

B



LEDS SANAN



BEAM ANGLE	CCT	COLOR	ARTICLE	POWER	LIGHT FLUX	DIMMABLE	IP
 SPOT 24°	 WARM	 BLACK	TR016-2-12W3K-B	12 W	800 LM	NO	IP20
	 DAY	 BLACK	TR016-2-12W4K-B	12 W	800 LM	NO	IP20

250



TR016-2-12W3K-B

CRI>90

*High color rendering index allows you to maximize the interior colors.

Recessed light source for anti-glare effect.

DOWNDOWN

Spotlights and accessories

252


LIGHTS

Highlight

Downlights are recessed fixtures that are used to create directional lighting. In houses and apartments, they are most often used as additional light sources that are part of a multi-level lighting system.

The literal translation means “shining down”. Downlights are equipped with special reflectors responsible for the direction of the light flux. They are used to illuminate functional areas, visual space zoning, decorative lighting and other purposes. Due to their compact SIZE and low weight, downlights are ideal for installation in plasterboard, pendant and stretch ceilings.

Types of spotlight mounts




Lamps under putty

In addition to electrical installation work, installation also involves painting work and allows you to mount products flush with the surface without seams and joints.



Spring-based lamps

Suitable for installation in all types of ceilings. To use this type of mount in stretch ceilings, a special mount is required to prevent overheating of the lamp, which is purchased separately along with the main ceiling mounts.



Lamps for compact mounting

These luminaires are a type of spring-based lamps that require less than 2 centimeters of ceiling space for installation.

Alfa LED

^{EN} Metal body. In a series of models with and without dimming. LED light source.

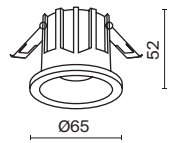
^{DE} Metallrahmen. In der Serie gibt es dimmbare und nicht dimmbare Modelle. LED-Lichtquelle.

^{IT} Corpo in metallo. La serie include sia modelli con dimmer che senza. Sorgente luminosa LED.

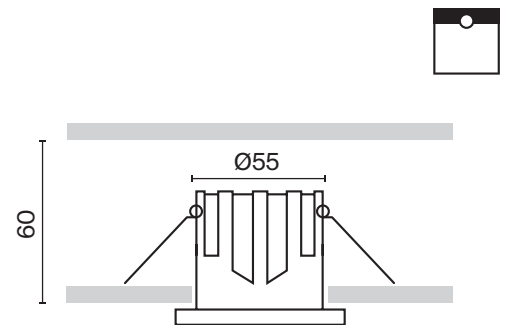
^{FR} Corps métallique. Dans la série du modèle avec variateur et sans. Source de lumière LED.



LEDS BRIDGELUX

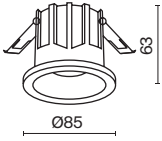



BEAM ANGLE	CCT	COLOR	ARTICLE	POWER	LIGHT FLUX	DIMMABLE	IP
MEDIUM 	3K WARM	WHITE / BLACK	DL043-01-10W3K-RD-WB	10 W	450 LM	NO	IP 20
	3K WARM	WHITE	DL043-01-10W3K-RD-W	10 W	500 LM	NO	IP 20
	4K DAY	WHITE / BLACK	DL043-01-10W4K-RD-WB	10 W	500 LM	NO	IP 20
	4K DAY	WHITE	DL043-01-10W4K-RD-W	10 W	550 LM	NO	IP 20
	3K WARM	WHITE / BLACK	DL043-01-10W3K-D-RD-WB	10 W	450 LM	TRIAC	IP 20
	3K WARM	WHITE	DL043-01-10W3K-D-RD-W	10 W	500 LM	TRIAC	IP 20
	4K DAY	WHITE / BLACK	DL043-01-10W4K-D-RD-WB	10 W	500 LM	TRIAC	IP 20
	4K DAY	WHITE	DL043-01-10W4K-D-RD-W	10 W	550 LM	TRIAC	IP 20



Recessed light source for anti-glare effect.

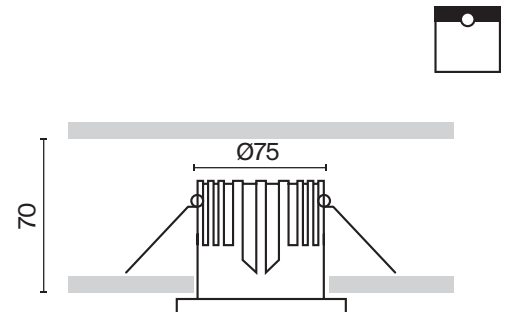
Anti-glare filter is included.




BEAM ANGLE	CCT	COLOR	ARTICLE	POWER	LIGHT FLUX	DIMMABLE	IP
MEDIUM 	3K	WARM	WHITE / BLACK	DL043-01-15W3K-RD-WB	15 W	1050 LM	NO IP 20
	3K	WARM	WHITE	DL043-01-15W3K-RD-W	15 W	1150 LM	NO IP 20
	4K	DAY	WHITE / BLACK	DL043-01-15W4K-RD-WB	15 W	1150 LM	NO IP 20
	4K	DAY	WHITE	DL043-01-15W4K-RD-W	15 W	1250 LM	NO IP 20
	3K	WARM	WHITE / BLACK	DL043-01-15W3K-D-RD-WB	15 W	1050 LM	TRIAC IP 20
	3K	WARM	WHITE	DL043-01-15W3K-D-RD-W	15 W	1150 LM	TRIAC IP 20
	4K	DAY	WHITE / BLACK	DL043-01-15W4K-D-RD-WB	15 W	1150 LM	TRIAC IP 20
	4K	DAY	WHITE	DL043-01-15W4K-D-RD-W	15 W	1250 LM	TRIAC IP 20



Recessed light source for anti-glare effect.



Anti-glare filter is included.





DL043-01-10W3K-RD-W DL043-01-15W3K-RD-W

Alfa LED

EN Metal body. In a series of models with and without dimming. LED light source.

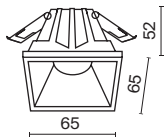
DE Metallrahmen. In der Serie gibt es dimmbare und nicht dimmbare Modelle. LED-Lichtquelle.


IT Corpo in metallo. La serie include sia modelli con dimmer che senza. Sorgente luminosa LED.

FR Corps métallique. Dans la série du modèle avec variateur et sans. Source de lumière LED.



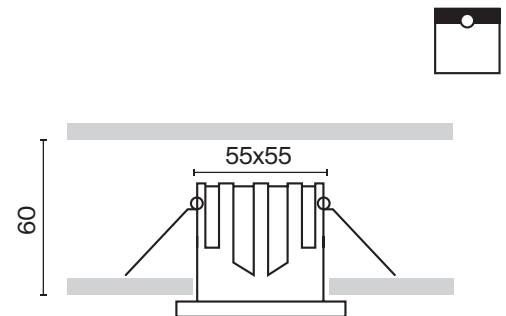
LEDS BRIDGELUX



BEAM ANGLE	CCT	COLOR	ARTICLE	POWER	LIGHT FLUX	DIMMABLE	IP
MEDIUM 	3K WARM	WHITE / BLACK	DL043-01-10W3K-SQ-WB	10 W	450 LM	NO	IP 20
	3K WARM	WHITE	DL043-01-10W3K-SQ-W	10 W	500 LM	NO	IP 20
	4K DAY	WHITE / BLACK	DL043-01-10W4K-SQ-WB	10 W	500 LM	NO	IP 20
	4K DAY	WHITE	DL043-01-10W4K-SQ-W	10 W	550 LM	NO	IP 20
	3K WARM	WHITE / BLACK	DL043-01-10W3K-D-SQ-WB	10 W	450 LM	TRIAC	IP 20
	3K WARM	WHITE	DL043-01-10W3K-D-SQ-W	10 W	500 LM	TRIAC	IP 20
	4K DAY	WHITE / BLACK	DL043-01-10W4K-D-SQ-WB	10 W	500 LM	TRIAC	IP 20
	4K DAY	WHITE	DL043-01-10W4K-D-SQ-W	10 W	550 LM	TRIAC	IP 20

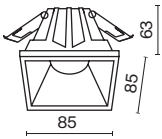



Recessed light source for anti-glare effect.

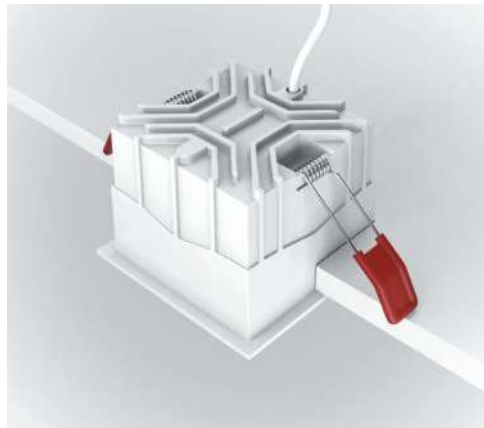


Anti-glare filter is included.

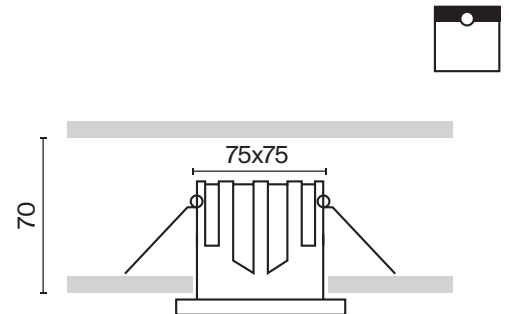
260



BEAM ANGLE	CCT	COLOR	ARTICLE	POWER	LIGHT FLUX	DIMMABLE	IP
MEDIUM 	3K	WARM	WHITE / BLACK	DL043-01-15W3K-SQ-WB	15 W	1050 LM	NO IP 20
	3K	WARM	WHITE	DL043-01-15W3K-SQ-W	15 W	1150 LM	NO IP 20
	4K	DAY	WHITE / BLACK	DL043-01-15W4K-SQ-WB	15 W	1150 LM	NO IP 20
	4K	DAY	WHITE	DL043-01-15W4K-SQ-W	15 W	1250 LM	NO IP 20
	3K	WARM	WHITE / BLACK	DL043-01-15W3K-D-SQ-WB	15 W	1050 LM	TRIAC IP 20
	3K	WARM	WHITE	DL043-01-15W3K-D-SQ-W	15 W	1150 LM	TRIAC IP 20
	4K	DAY	WHITE / BLACK	DL043-01-15W4K-D-SQ-WB	15 W	1150 LM	TRIAC IP 20
	4K	DAY	WHITE	DL043-01-15W4K-D-SQ-W	15 W	1250 LM	TRIAC IP 20



Recessed light source for anti-glare effect.



Anti-glare filter is included.

Alfa LED

^{EN} Metal body. In a series of models with and without dimming. LED light source.

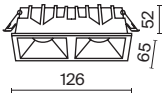
^{DE} Metallrahmen. In der Serie gibt es dimmbare und nicht dimmbare Modelle. LED-Lichtquelle.










^{IT} Corpo in metallo. La serie include sia modelli con dimmer che senza. Sorgente luminosa LED.


^{FR} Corps métallique. Dans la série du modèle avec variateur et sans. Source de lumière LED.



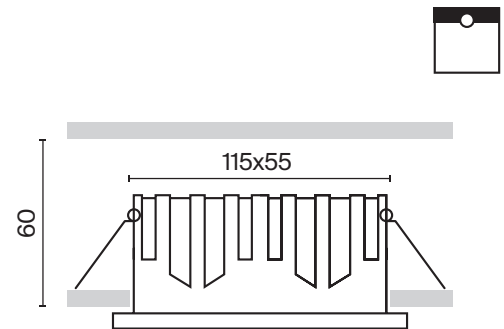
LEDS BRIDGELUX



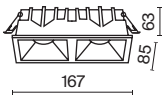
BEAM ANGLE	CCT	COLOR	ARTICLE	POWER	LIGHT FLUX	DIMMABLE	IP
MEDIUM 	3K WARM	 WHITE / BLACK	DL043-02-10W3K-SQ-WB	2 x 10 W	900 LM	NO	IP 20
	3K WARM	 WHITE	DL043-02-10W3K-SQ-W	2 x 10 W	1000 LM	NO	IP 20
	4K DAY	 WHITE / BLACK	DL043-02-10W4K-SQ-WB	2 x 10 W	1000 LM	NO	IP 20
	4K DAY	 WHITE	DL043-02-10W4K-SQ-W	2 x 10 W	1100 LM	NO	IP 20
	3K WARM	 WHITE / BLACK	DL043-02-10W3K-D-SQ-WB	2 x 10 W	900 LM	TRIAC	IP 20
	3K WARM	 WHITE	DL043-02-10W3K-D-SQ-W	2 x 10 W	1000 LM	TRIAC	IP 20
	4K DAY	 WHITE / BLACK	DL043-02-10W4K-D-SQ-WB	2 x 10 W	1000 LM	TRIAC	IP 20
	4K DAY	 WHITE	DL043-02-10W4K-D-SQ-W	2 x 10 W	1100 LM	TRIAC	IP 20




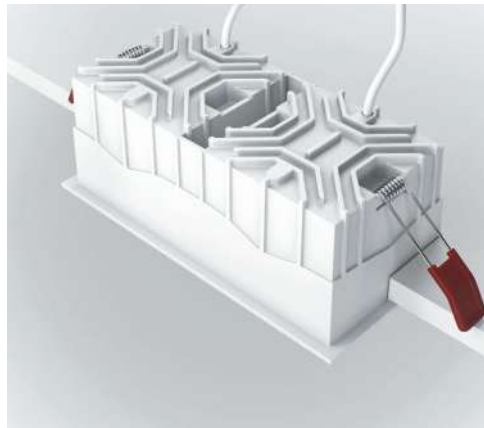
Recessed light source for anti-glare effect.



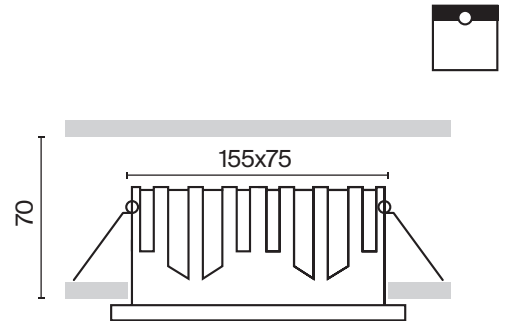
Anti-glare filter is included.



BEAM ANGLE	CCT	COLOR	ARTICLE	POWER	LIGHT FLUX	DIMMABLE	IP
MEDIUM 	3K WARM	WHITE / BLACK	DL043-02-15W3K-SQ-WB	2 x 15 W	2100 LM	NO	IP 20
	3K WARM	WHITE	DL043-02-15W3K-SQ-W	2 x 15 W	2250 LM	NO	IP 20
	4K DAY	WHITE / BLACK	DL043-02-15W4K-SQ-WB	2 x 15 W	2350 LM	NO	IP 20
	4K DAY	WHITE	DL043-02-15W4K-SQ-W	2 x 15 W	2500 LM	NO	IP 20
	3K WARM	WHITE / BLACK	DL043-02-15W3K-D-SQ-WB	2 x 15 W	2100 LM	TRIAC	IP 20
	3K WARM	WHITE	DL043-02-15W3K-D-SQ-W	2 x 15 W	2250 LM	TRIAC	IP 20
	4K DAY	WHITE / BLACK	DL043-02-15W4K-D-SQ-WB	2 x 15 W	2350 LM	TRIAC	IP 20
	4K DAY	WHITE	DL043-02-15W4K-D-SQ-W	2 x 15 W	2500 LM	TRIAC	IP 20



Recessed light source for anti-glare effect.



Anti-glare filter is included.

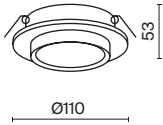

Hoop


^{EN} The Hoop family encompasses an array of ceiling lamps and downlights, available in a diverse palette of color combinations. Achieving exceptional luminous efficiency, this lighting range leverages the power of GX53 lamps, renowned as one of the most potent illumination sources in the market. Notably, the Hoop collection embraces a minimalist design characterized by clean, geometric lines.

^{DE} Die Hoop-Familie besteht aus Decken- und Einbauleuchten in einer Vielzahl von Farbkombinationen. Hohe Leuchteneffizienz dank der Verwendung von GX53-Leuchtmittel (das GX53-Leuchtmittel ist ein der leistungsstärksten auf dem Markt). Minimalistisches Design mit einfacher Geometrie.

^{IT} La famiglia Hoop è rappresentata da lampade da soffitto e da incasso con una varietà di combinazioni dei colori. L'elevata efficienza luminosa grazie all'utilizzo di lampadine GX53 (perché la lampadina GX53 è una delle più potenti sul mercato). Il design minimalista con geometria e' semplice.

^{FR} La famille Hoop est représentée par des plafonniers et des luminaires encastrables avec une variété de combinaisons de couleurs. Luminosité élevée grâce à l'utilisation des ampoules GX53 (l'ampoule GX53 est l'une des plus puissantes sur le marché). Design minimaliste avec géométrie simple.

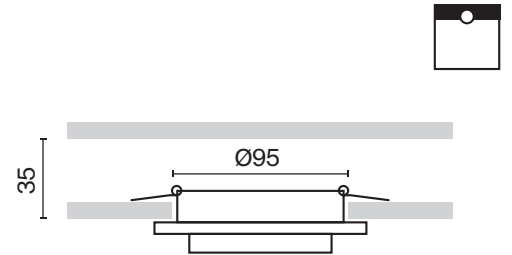



LAMP	NUMBER OF LAMPS	COLOR	ARTICLE	MAX W LAMPS	IP
GX53	1 x GX53	■ BLACK	DL086-GX53-RD-B	15 W	IP 20
	1 x GX53	□ WHITE	DL086-GX53-RD-W	15 W	IP 20
	1 x GX53	■ BLACK / GOLD	DL086-GX53-RD-BG	15 W	IP 20



DL086-GX53-RD-BG

35 mm depth of ceiling space required for installation.



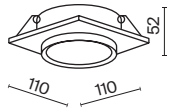

Hoop


^{EN} The Hoop family is represented by ceiling lamps and downlights with a variety of color combinations. High light efficiency provided by GX53 lamps (the GX53 lamp is one of the most powerful lamps on the market). Minimalist design with simple geometry.

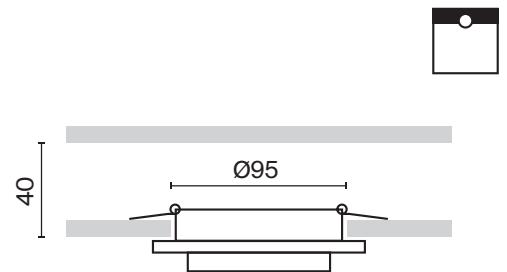

^{DE} Die Hoop-Familie besteht aus Decken- und Einbauleuchten in einer Vielzahl von Farbkombinationen. Hohe Leuchteneffizienz dank der Verwendung von GX53-Leuchtmittel (das GX53-Leuchtmittel ist ein der leistungsstärksten auf dem Markt). Minimalistisches Design mit einfacher Geometrie.

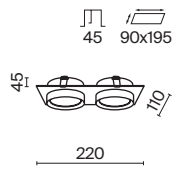
^{IT} La famiglia Hoop è rappresentata da lampade da soffitto e da incasso con una varietà di combinazioni dei colori. L'elevata efficienza luminosa grazie all'utilizzo di lampadine GX53 (perché la lampadina GX53 è una delle più potenti sul mercato). Il design minimalista con geometria e' semplice.







^{FR} La famille Hoop est représentée par des plafonniers et des luminaires encastrables avec une variété de combinaisons de couleurs. Luminosité élevée grâce à l'utilisation des ampoules GX53 (l'ampoule GX53 est l'une des plus puissantes sur le marché). Design minimaliste avec géométrie simple.



LAMP	NUMBER OF LAMPS	COLOR	ARTICLE	MAX W LAMPS	IP
GX53	1 x GX53	■ BLACK	DL086-GX53-SQ-B	15 W	IP 20
	1 x GX53	□ WHITE	DL086-GX53-SQ-W	15 W	IP 20
	1 x GX53	■ BLACK / GOLD	DL086-GX53-SQ-BG	15 W	IP 20

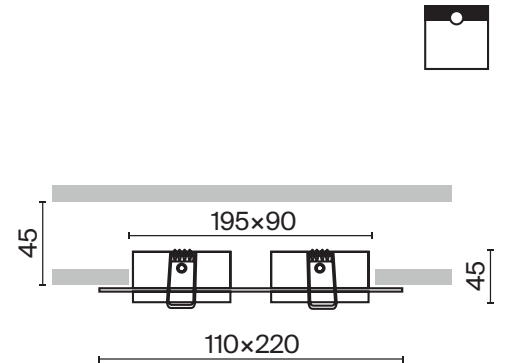




LAMP	NUMBER OF LAMPS	COLOR	ARTICLE	MAX W LAMPS	IP
	2 x GX53	 BLACK	DL086-02-GX53-SQ-B	15 W	IP 20
	2 x GX53	 WHITE	DL086-02-GX53-SQ-W	15 W	IP 20
	2 x GX53	 BLACK / GOLD	DL086-02-GX53-SQ-BG	15 W	IP 20

The light source, a miniature GX53 bulb, ensures the compact dimensions of the lamp.

40 mm depth of ceiling space required for installation.







DL086-GX53-SQ-W

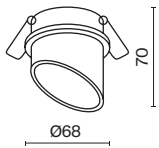
Lipari

^{EN} Metal body has an oblique cut. The light source is a lamp with a GU10 base (not included).

^{DE} Der Metallrahmen hat einen schrägen Schnitt. Lichtquelle: ein Leuchtmittel mit GU10-Fassung (nicht im Lieferumfang enthalten).

^{IT} Il corpo in metallo ha un taglio obliquo. La sorgente luminosa è una lampadina con attacco GU10 (non inclusa).

^{FR} Corps métallique à coupe oblique. Source de lumière : ampoule à culot GU10 (non comprise dans le lot).

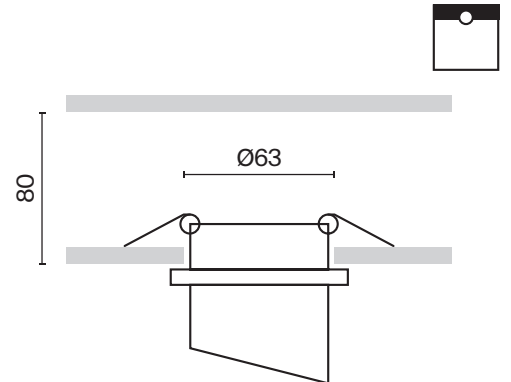


LAMP	NUMBER OF LAMPS	COLOR	ARTICLE	MAX W LAMPS	IP
	1x GU10	BLACK / GOLD	DL044-01-GU10-B	35 W	IP 20
	1x GU10	WHITE / GOLD	DL044-01-GU10-W	35 W	IP 20



DL044-01-GU10-W

Recessed light source for anti-glare effect.




OKNO

DL055-24W3-4-6K-W

— The allure of the ocean has held me in its inexorable grip from time immemorial. I experience an unshakable affinity with the water, as if it were my inherent element. Despite the well-intentioned admonitions of those who deem my affinity irrational, I remain steadfast in my conviction. When the sonorous cadence of the waves caresses my senses, a luminous effulgence of joy permeates my very being.

Okno Recessed Light Fixture with Moisture Protection



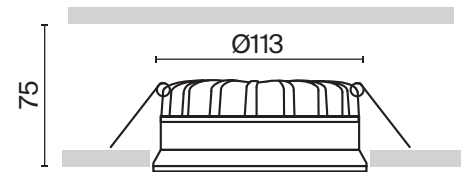
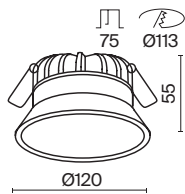
Okno

^{EN} White metal body. Round or square shape. Three power and size options. A wide scattering angle: 100°. LED light source. Color temperature: 3000K and 4000 K. High degree of moisture protection: IP44.

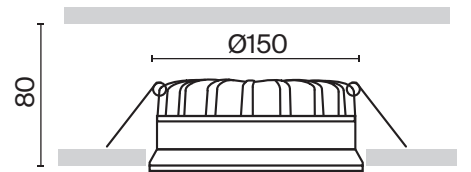
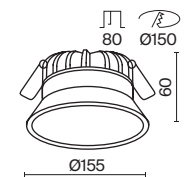
^{DE} Weißes Metallrahmen. Runde oder quadratische Form. Drei Leistungs- und Größenoptionen. Breiter Streuwinkel von 100°. LED-Lichtquelle. Farbtemperatur 3000K und 4000K. Hoher Schutzgrad gegen Feuchtigkeit - IP44.

^{IT} Corpo e' in metallo bianco. Forma e' rotonda oppure quadrata. Tre opzioni della potenza e delle dimensioni. L'ampio angolo di dispersione di 100°. La sorgente luminosa a LED. La temperatura di colore e' 3000K e 4000K. L'alto grado di protezione dall'umidità e' IP44.

^{FR} Boîtier en métal blanc. Forme ronde ou carrée. Trois options de puissance et de taille. Grand angle de dispersion de 100°. Une source de lumière LED. Température de couleur 3000K et 4000K. Degré élevé de protection contre l'humidité IP44.



BEAM ANGLE	CCT	COLOR	ARTICLE	POWER	LIGHT FLUX	DIMMABLE	IP
	3K WARM	<input type="checkbox"/> WHITE	DL055-12W3K-W	12 W	900 LM	NO	IP 44
	4K DAY	<input type="checkbox"/> WHITE	DL055-12W4K-W	12 W	900 LM	NO	IP 44
	3-4-6K WITH A SWITCH	<input type="checkbox"/> WHITE	DL055-12W3-4-6K-W	12 W	780-900-720 LM	NO	IP 44



BEAM ANGLE	CCT	COLOR	ARTICLE	POWER	LIGHT FLUX	DIMMABLE	IP
	3K WARM	<input type="checkbox"/> WHITE	DL055-18W3K-W	18 W	1400 LM	NO	IP 44
	4K DAY	<input type="checkbox"/> WHITE	DL055-18W4K-W	18 W	1400 LM	NO	IP 44
	3-4-6K WITH A SWITCH	<input type="checkbox"/> WHITE	DL055-18W3-4-6K-W	18 W	1190-1370-1250 LM	NO	IP 44



DL055-18W3-4-6K-W

IP44 *Suitable for use in wet areas.

The matte scatterer ensures soft and uniform glow.



A wide model range of different dimensions. Light temperature switch. 3 wattage options and two options of the case: circle and square, two colors – black and white.



Light temperature switch.



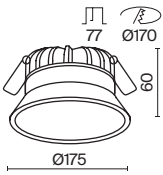
Okno

^{EN} White metal body. Round or square shape. Three power and size options. A wide scattering angle: 100°. LED light source. Color temperature: 3000K and 4000 K. High degree of moisture protection: IP44.

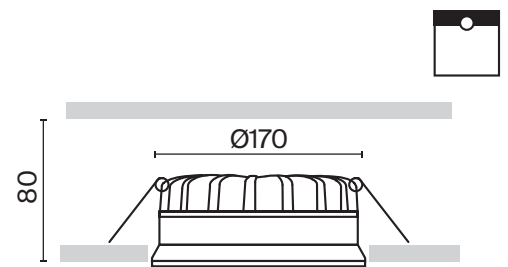
^{DE} Weißes Metallrahmen. Runde oder quadratische Form. Drei Leistungs- und Größenoptionen. Breiter Streuwinkel von 100°. LED-Lichtquelle. Farbtemperatur 3000K und 4000K. Hoher Schutzgrad gegen Feuchtigkeit - IP44.

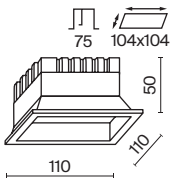
^{IT} Corpo e' in metallo bianco. Forma e' rotonda oppure quadrata. Tre opzioni della potenza e delle dimensioni. L'ampio angolo di dispersione di 100°. La sorgente luminosa a LED. La temperatura di colore e' 3000K e 4000K. L'alto grado di protezione dall'umidità e' IP44.


^{FR} Boîtier en métal blanc. Forme ronde ou carrée. Trois options de puissance et de taille. Grand angle de dispersion de 100°. Une source de lumière LED. Température de couleur 3000K et 4000K. Degré élevé de protection contre l'humidité IP44.



BEAM ANGLE	CCT	COLOR	ARTICLE	POWER	LIGHT FLUX	DIMMABLE	IP
	3K WARM	<input type="checkbox"/> WHITE	DL055-24W3K-W	24 W	1800 LM	NO	IP 44
	4K DAY	<input type="checkbox"/> WHITE	DL055-24W4K-W	24 W	1800 LM	NO	IP 44
	3-4-6K WITH A SWITCH	<input type="checkbox"/> WHITE	DL055-24W3-4-6K-W	24 W	1630-1840-1730 LM	NO	IP 44

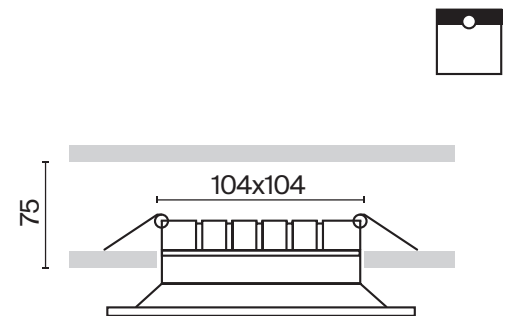




BEAM ANGLE	CCT	COLOR	ARTICLE	POWER	LIGHT FLUX	DIMMABLE	IP
 100°	3K WARM	<input type="checkbox"/> WHITE	DL056-12W3K-W	12 W	900 LM	NO	IP 44
	4K DAY	<input type="checkbox"/> WHITE	DL056-12W4K-W	12 W	900 LM	NO	IP 44
	3-4-6K WITH A SWITCH	<input type="checkbox"/> WHITE	DL056-12W3-4-6K-W	12 W	610-820-710 LM	NO	IP 44

IP44 *Suitable for use in wet areas.

The matte scatterer ensures soft and uniform glow.



A wide model range of different dimensions. Light temperature switch. 3 wattage options and two options of the case: circle and square, two colors – black and white.

Light temperature switch.

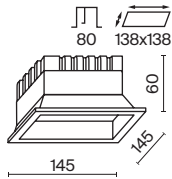
Okno





^{EN} White metal body. Round or square shape. Three power and size options. A wide scattering angle: 100°. LED light source. Color temperature: 3000K and 4000 K. High degree of moisture protection: IP44.

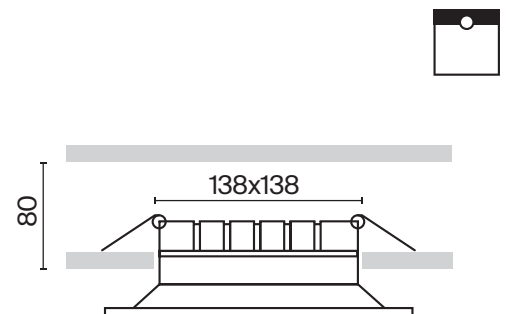
^{DE} Weißes Metallrahmen. Runde oder quadratische Form. Drei Leistungs- und Größenoptionen. Breiter Streuwinkel von 100°. LED-Lichtquelle. Farbtemperatur 3000K und 4000K. Hoher Schutzgrad gegen Feuchtigkeit - IP44.

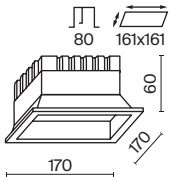
^{IT} Corpo e' in metallo bianco. Forma e' rotonda oppure quadrata. Tre opzioni della potenza e delle dimensioni. L'ampio angolo di dispersione di 100°. La sorgente luminosa a LED. La temperatura di colore e' 3000K e 4000K. L'alto grado di protezione dall'umidita'e' IP44.





^{FR} Boîtier en métal blanc. Forme ronde ou carrée. Trois options de puissance et de taille. Grand angle de dispersion de 100°. Une source de lumière LED. Température de couleur 3000K et 4000K. Degré élevé de protection contre l'humidité IP44.



BEAM ANGLE	CCT	COLOR	ARTICLE	POWER	LIGHT FLUX	DIMMABLE	IP
 100°	 3K WARM	<input type="checkbox"/> WHITE	DL056-18W3K-W	18 W	1400 LM	NO	IP 44
	 4K DAY	<input type="checkbox"/> WHITE	DL056-18W4K-W	18 W	1400 LM	NO	IP 44
	 3-4-6K WITH A SWITCH	<input type="checkbox"/> WHITE	DL056-18W3-4-6K-W	18 W	1180-1420-1380 LM	NO	IP 44






BEAM ANGLE	CCT	COLOR	ARTICLE	POWER	LIGHT FLUX	DIMMABLE	IP
 100°	 3K WARM	<input type="checkbox"/> WHITE	DL056-24W3K-W	24 W	1800 LM	NO	IP 44
	 4K DAY	<input type="checkbox"/> WHITE	DL056-24W4K-W	24 W	1800 LM	NO	IP 44
	 3-4-6K WITH A SWITCH	<input type="checkbox"/> WHITE	DL056-24W3-4-6K-W	24 W	1470-1730-1700 LM	NO	IP 44

IP44 *Suitable for use in wet areas.

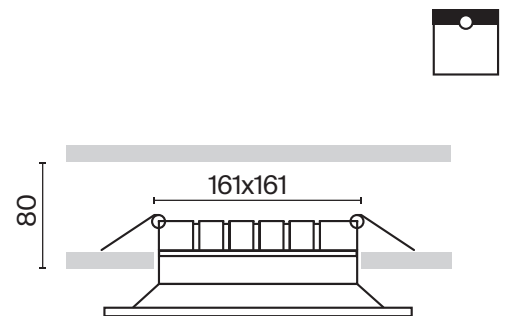
The matte scatterer ensures soft and uniform glow.



A wide model range of different dimensions. Light temperature switch. 3 wattage options and two options of the case: circle and square, two colors – black and white.



Light temperature switch.



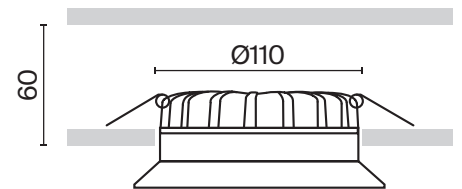
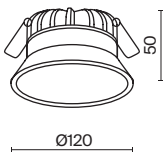
Okno

^{EN} White metal body. Round or square shape. Three power and size options. A wide scattering angle; 100°. LED light source. Color temperature: 3000K and 4000 K.

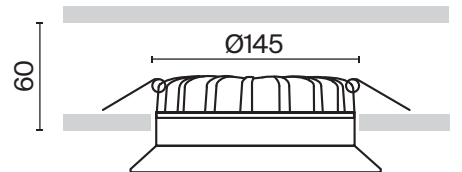
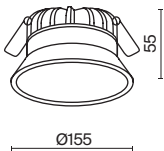
^{DE} Weißes Metallrahmen. Runde oder quadratische Form. Drei Leistungs- und Größenoptionen. Breiter Streuwinkel von 100°. LED-Lichtquelle. Farbtemperatur 3000K und 4000K.

^{IT} Corpo e' in metallo bianco. Forma e' rotonda oppure quadrata. Tre opzioni della potenza e delle dimensioni. L'ampio angolo di dispersione di 100°. La sorgente luminosa a LED. La temperatura di colore e' 3000K e 4000K.

^{FR} Boîtier en métal blanc. Forme ronde ou carrée. Trois options de puissance et de taille. Grand angle de dispersion de 100°. Une source de lumière LED. Température de couleur 3000K et 4000K.

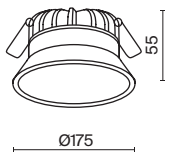


BEAM ANGLE	CCT	COLOR	ARTICLE	POWER	LIGHT FLUX	DIMMABLE	IP
WASH WIDE	4K DAY	<input type="checkbox"/> WHITE	DL053-12W4K-W	12 W	900 LM	NO	IP 20

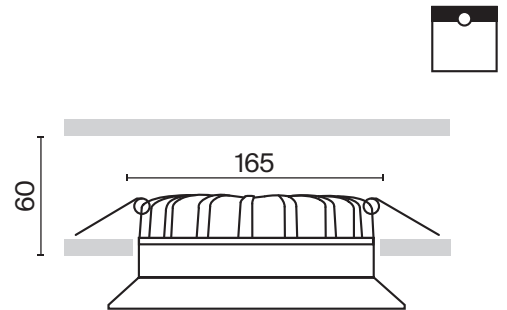


BEAM ANGLE	CCT	COLOR	ARTICLE	POWER	LIGHT FLUX	DIMMABLE	IP
WASH WIDE	3K WARM	<input type="checkbox"/> WHITE	DL053-18W3K-W	18 W	1400 LM	NO	IP 20
	4K DAY	<input type="checkbox"/> WHITE	DL053-18W4K-W	18 W	1400 LM	NO	IP 20





BEAM ANGLE	CCT	COLOR	ARTICLE	POWER	LIGHT FLUX	DIMMABLE	IP
 100°	3K WARM	<input type="checkbox"/> WHITE	DL053-24W3K-W	24 W	1800 LM	NO	IP 20
	4K DAY	<input type="checkbox"/> WHITE	DL053-24W4K-W	24 W	1800 LM	NO	IP 20



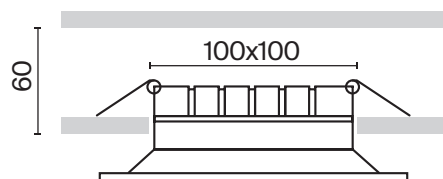
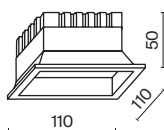
Okno

^{EN} White metal body. Round or square shape. Three power and size options. A wide scattering angle: 100°. LED light source. Color temperature: 3000K and 4000 K.

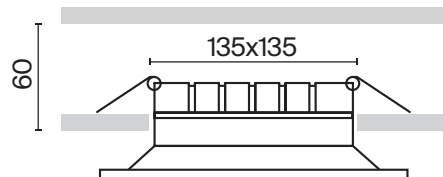
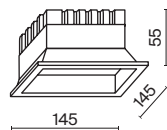
^{DE} Weißes Metallrahmen. Runde oder quadratische Form. Drei Leistungs- und Größenoptionen. Breiter Streuwinkel von 100°. LED-Lichtquelle. Farbtemperatur 3000K und 4000K.

^{IT} Corpo e' in metallo bianco. Forma e' rotonda oppure quadrata. Tre opzioni della potenza e delle dimensioni. L'ampio angolo di dispersione di 100°. La sorgente luminosa a LED. La temperatura di colore e' 3000K e 4000K.

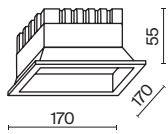
^{FR} Boîtier en métal blanc. Forme ronde ou carrée. Trois options de puissance et de taille. Grand angle de dispersion de 100°. Une source de lumière LED. Température de couleur 3000K et 4000K.






BEAM ANGLE	CCT	COLOR	ARTICLE	POWER	LIGHT FLUX	DIMMABLE	IP
	3K WARM	<input type="checkbox"/> WHITE	DL054-12W3K-W	12 W	900 LM	NO	IP 20
	4K DAY	<input type="checkbox"/> WHITE	DL054-12W4K-W	12 W	900 LM	NO	IP 20

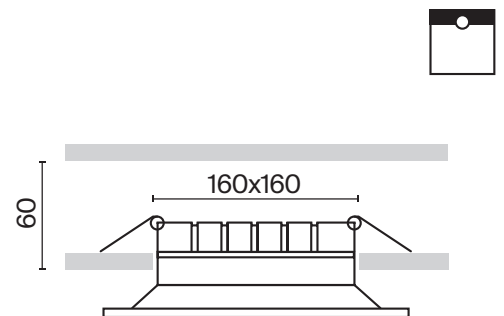



BEAM ANGLE	CCT	COLOR	ARTICLE	POWER	LIGHT FLUX	DIMMABLE	IP
	3K WARM	<input type="checkbox"/> WHITE	DL054-18W3K-W	18 W	1350 LM	NO	IP 20
	4K DAY	<input type="checkbox"/> WHITE	DL054-18W4K-W	18 W	1350 LM	NO	IP 20



BEAM ANGLE	CCT	COLOR	ARTICLE	POWER	LIGHT FLUX	DIMMABLE	IP
 100°	 3K WARM	<input type="checkbox"/> WHITE	DL054-24W3K-W	24 W	1800 LM	NO	IP 20
	 4K DAY	<input type="checkbox"/> WHITE	DL054-24W4K-W	24 W	1800 LM	NO	IP 20

The matte scatterer ensures soft and uniform glow.



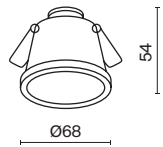
Reif


^{EN} Metal body. Two types of models: with and without a fully integrated body. The light source is a lamp with a GU10 base (not included).

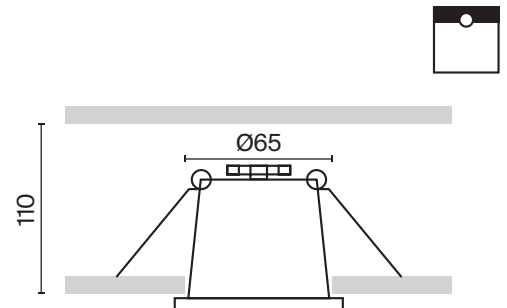
^{DE} Metallrahmen. Es gibt zwei Arten von Modellen: mit voll integriertem und mit nicht integriertem Rahmen. Lichtquelle: ein Leuchtmittel mit GU10-Fassung (nicht im Lieferumfang enthalten).

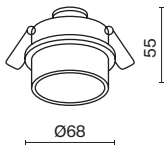
^{IT} Corpo in metallo. Due tipi di modelli: con corpo completamente integrato e non. Sorgente luminosa - lampadina con attacco GU10 (non inclusa).


^{FR} Corps métallique. Deux types de modèles : avec un cops entièrement encastré ou non. Source de lumière : ampoule à culot GU10 (non comprise dans le lot).



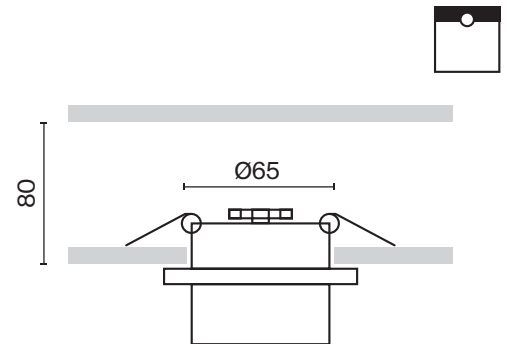
LAMP	NUMBER OF LAMPS	COLOR	ARTICLE	MAX W LAMPS	IP
GU10	1x GU10	■ BLACK	DL049-01B	50 W	IP 20
	1x GU10	□ WHITE	DL049-01W	50 W	IP 20
	1x GU10	■ GOLD / BLACK	DL049-01GB	50 W	IP 20
	1x GU10	□ GOLD / WHITE	DL049-01WG	50 W	IP 20





LAMP	NUMBER OF LAMPS	COLOR	ARTICLE	MAX W LAMPS	IP
GU10	1x GU10	■ BLACK	DL050-01B	50 W	IP 20
	1x GU10	□ WHITE	DL050-01W	50 W	IP 20
	1x GU10	■ GOLD / BLACK	DL050-01GB	50 W	IP 20
	1x GU10	□ GOLD / WHITE	DL050-01WG	50 W	IP 20

Recessed light source for anti-glare effect.



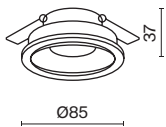
Share


^{EN} Metal body. Part of the luminaires has a swivel mechanism for adjusting the light flux. In a series of models for putty, with a decorative frame and with a recessed GU10 lamp (not included).

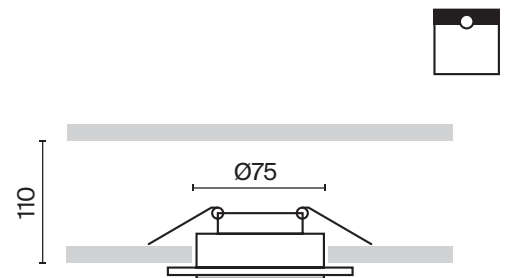
^{DE} Metallrahmen. Ein Teil der Leuchten ist mit einer Schwenkvorrichtung zur Einstellung des Lichtstroms ausgestattet. In einer Serie von Unterputz-Modellen, mit einem dekorativen Rahmen und mit einem versenkten Leuchtmittel mit einer Fassung GU10 (nicht im Lieferumfang enthalten).

^{IT} Corpo in metallo. Parte degli apparecchi con meccanismo girevole per la regolazione del flusso luminoso. In una serie di modelli per mastice, con cornice decorativa e con lampada da incasso GU10 (non inclusa).

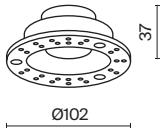
^{FR} Corps métallique. Partie des LED avec un mécanisme pivotant pour le réglage du flux lumineux. Dans la série du modèle à poser sur support en plâtre, avec un cadre décoratif et une ampoule encastrée GU10 (non comprise dans le lot).




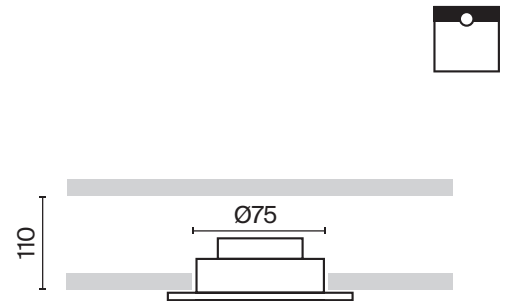
LAMP	NUMBER OF LAMPS	COLOR	ARTICLE	MAX W LAMPS	IP
GU10	1x GU10	■ BLACK	DL053-01B	15 W	IP 20
	1x GU10	■ BLACK / MATTE GOLD	DL053-01BMG	15 W	IP 20
	1x GU10	■ WHITE / BLACK	DL053-01WB	15 W	IP 20
	1x GU10	■ WHITE / MATTE GOLD	DL053-01WMG	15 W	IP 20
	1x GU10	■ WHITE	DL053-01W	15 W	IP 20



Recessed light source for anti-glare effect.



LAMP	NUMBER OF LAMPS	COLOR	ARTICLE	MAX W LAMPS	IP
GU10	1 x GU10	■ WHITE / BLACK	DL051-U-2WB	10 W	IP 20
	1 x GU10	□ WHITE	DL051-U-2W	10 W	IP 20
	1 x GU10	■ WHITE / MATTE GOLD	DL051-U-2WMG	10 W	IP 20



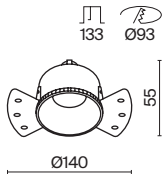
Share


^{EN} Metal body. Part of the luminaires has a swivel mechanism for adjusting the light flux. In a series of models for putty, with a decorative frame and with a recessed GU10 lamp (not included).

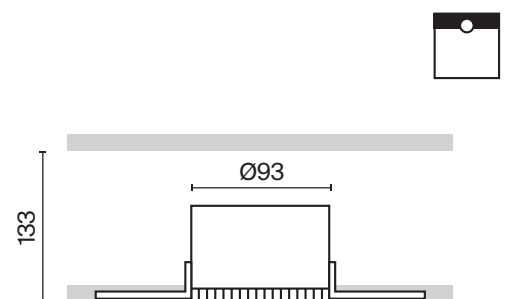
^{DE} Metallrahmen. Ein Teil der Leuchten ist mit einer Schwenkvorrichtung zur Einstellung des Lichtstroms ausgestattet. In einer Serie von Unterputz-Modellen, mit einem dekorativen Rahmen und mit einem versenkten Leuchtmittel mit einer Fassung GU10 (nicht im Lieferumfang enthalten).

^{IT} Corpo in metallo. Parte degli apparecchi con meccanismo girevole per la regolazione del flusso luminoso. In una serie di modelli per mastice, con cornice decorativa e con lampada da incasso GU10 (non inclusa).

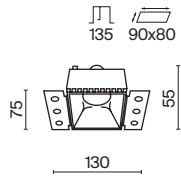
^{FR} Corps métallique. Partie des LED avec un mécanisme pivotant pour le réglage du flux lumineux. Dans la série du modèle à poser sur support en plâtre, avec un cadre décoratif et une ampoule encastrée GU10 (non comprise dans le lot).




LAMP	NUMBER OF LAMPS	COLOR	ARTICLE	MAX W LAMPS	IP
GU10	1x GU10	■ BLACK	DL051-01-GU10-RD-WB	20 W	IP 20
	1x GU10	□ WHITE	DL051-01-GU10-RD-W	20 W	IP 20
	1x GU10	■ MATTE GOLD	DL051-01-GU10-RD-WMG	20 W	IP 20
	1x GU10	■ MATTE SILVER	DL051-01-GU10-RD-WS	20 W	IP 20



Recessed light source for anti-glare effect.



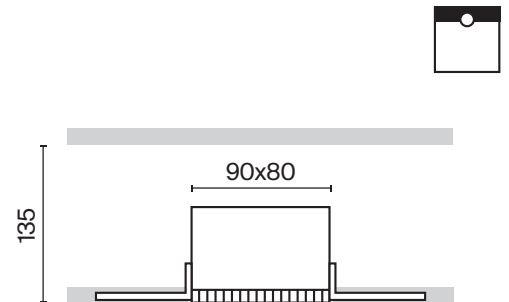
LAMP	NUMBER OF LAMPS	COLOR	ARTICLE	MAX W LAMPS	IP
GU10	1x GU10	■ BLACK	DL051-01-GU10-SQ-WB	20 W	IP 20
	1x GU10	□ WHITE	DL051-01-GU10-SQ-W	20 W	IP 20
	1x GU10	■ MATTE GOLD	DL051-01-GU10-SQ-WMG	20 W	IP 20
	1x GU10	■ MATTE SILVER	DL051-01-GU10-SQ-WS	20 W	IP 20




Fixing the luminaire on boron grids is designed for frameless mounting under putty.



Recessed light source for anti-glare effect.







DL053-01W

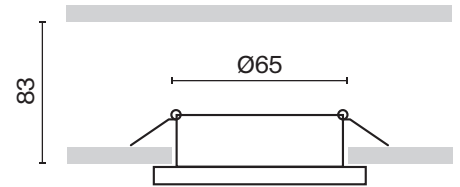
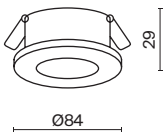
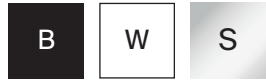
Stark


^{EN} Metal body. Round or square shape. High protection class IP65. Light source - GU10 lamp (not included).

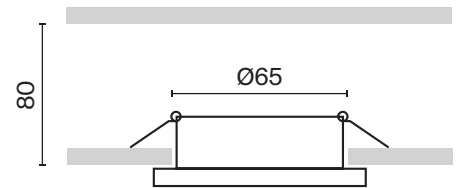
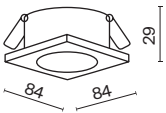
^{DE} Metallrahmen. Runde oder quadratische Form. Hohe Schutzart IP65. Lichtquelle: ein Leuchtmittel mit GU10-Fassung (nicht im Lieferumfang enthalten).


^{IT} Corpo in metallo. Forma rotonda o quadrata. Classe di protezione elevata IP65. Sorgente luminosa - Lampadina GU10 (non inclusa).

^{FR} Corps métallique. Forme ronde ou carré. Haut indice de protection IP65. Source de lumière : ampoule GU10 (non comprise dans le lot).



LAMP	NUMBER OF LAMPS	COLOR	ARTICLE	MAX W LAMPS	IP
GU10	1x GU10	■ BLACK	DL083-01-GU10-RD-B	50 W	IP 65
	1x GU10	□ WHITE	DL083-01-GU10-RD-W	50 W	IP 65
	1x GU10	■ SILVER	DL083-01-GU10-RD-S	50 W	IP 65




LAMP	NUMBER OF LAMPS	COLOR	ARTICLE	MAX W LAMPS	IP
GU10	1x GU10	■ BLACK	DL083-01-GU10-SQ-B	50 W	IP 65
	1x GU10	□ WHITE	DL083-01-GU10-SQ-W	50 W	IP 65
	1x GU10	■ SILVER	DL083-01-GU10-SQ-S	50 W	IP 65



DL083-01-GU10-RD-W

IP65 *Suitable for use in wet areas.



Phanton

EN Metal body. Wide beam angle is 120°. LED light source.

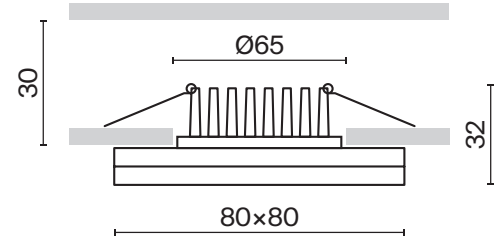

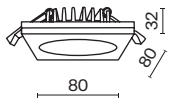
DE Metallrahmen. Breiter Lichtstreuwinkel 120°. LED-Lichtquelle.

IT Corpo in metallo. Ampio angolo di diffusione 120°. Sorgente luminosa LED.

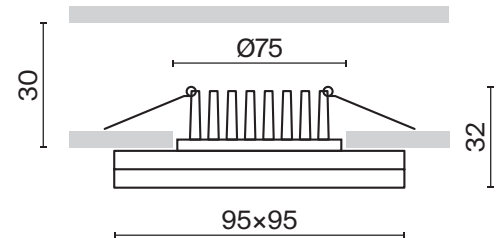

FR Corps en métal. Grand angle de diffusion : 120°. Source de lumière LED.



LEDS SANAN



BEAM ANGLE	CCT	COLOR	ARTICLE	POWER	LIGHT FLUX	DIMMABLE	IP
WASH WIDE	3K WARM	WHITE	DL303-L7W	7 W	450 LM	NO	IP 20



BEAM ANGLE	CCT	COLOR	ARTICLE	POWER	LIGHT FLUX	DIMMABLE	IP
WASH WIDE	3K WARM	BLACK	DL2001-L12B	12 W	750 LM	NO	IP 20
	3K WARM	WHITE	DL303-L12W	12 W	750 LM	NO	IP 20





DL2001-L12B

30 mm depth of ceiling space required for installation.

Decorative contour lighting.



Stockton

^{EN} Ultra-thin ABS plastic body in white color. A pulse driver eliminates ripple. Round form. Models are equipped with a switch to select temperatures: 3000K, 4000K, 6000 K. Protection rating: IP44. LED light source.

^{DE} Ultradünner Rahmen aus ABS-Kunststoff in Weiß. Der Impulstreiber schließt die Pulsation aus. Runde Form. Die Modelle sind mit einem Schalter für die Auswahl der Farbtemperatur - 3000K, 4000K, 6000K ausgestattet. Schutzart IP44. LED-Lichtquelle.

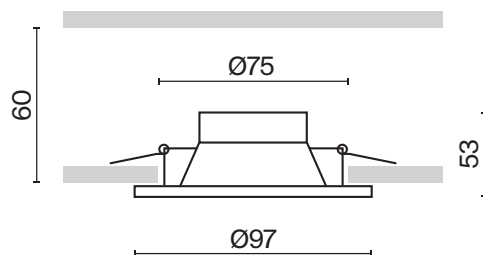
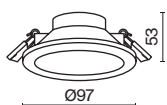
^{IT} Il corpo in plastica ABS ultra sottile in colore bianco.

L'alimentazione elettrica di commutazione esclude l'ondulazione. La forma e' rotonda. I modelli sono dotati dell'interruttore per una selezione della temperatura 3000K, 4000K, 6000 K. Il grado di protezione e' IP44. La sorgente luminosa e' a LED.

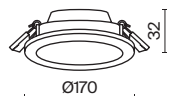
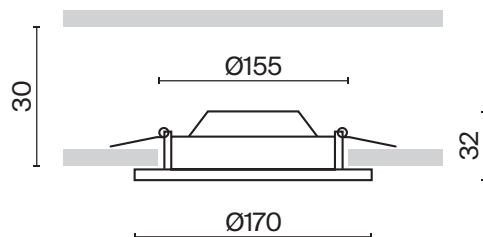
^{FR} Corps ultra-fin en plastique ABS de couleur blanche. Le pilote d'impulsion élimine les pulsations. Forme ronde. Les modèles sont équipés d'un interrupteur pour sélectionner les températures 3000K, 4000K, 6000 K. Degré de protection IP44. Source de lumière LED.



LEDS BMTc



BEAM ANGLE	CCT	COLOR	ARTICLE	POWER	LIGHT FLUX	DIMMABLE	IP
WASH WIDE	3-4-6K WITH A SWITCH	WHITE	DL015-6-L7W	7 W	750 LM	NO	IP 44



BEAM ANGLE	CCT	COLOR	ARTICLE	POWER	LIGHT FLUX	DIMMABLE	IP
WASH WIDE	3-4-6K WITH A SWITCH	WHITE	DL016-6-L12W	12 W	1000 LM	NO	IP 44





DL016-6-L12W

IP44 *Suitable for use in wet areas.

Acrylic diffuser.



3000K

4000K

6000K



3000K, 4000K, 6000K switch for light temperature adjustment.



Stockton

^{EN} Ultra-thin ABS plastic body in white color. A pulse driver eliminates ripple. Round form. Models are equipped with a switch to select temperatures: 3000K, 4000K, 6000 K. Protection rating: IP44. LED light source.

^{DE} Ultradünner Rahmen aus ABS-Kunststoff in Weiß. Der Impulstreiber schließt die Pulsation aus. Runde Form. Die Modelle sind mit einem Schalter für die Auswahl der Farbtemperatur - 3000K, 4000K, 6000K ausgestattet. Schutzart IP44. LED-Lichtquelle.


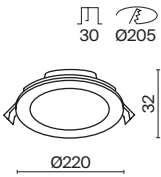
^{IT} Il corpo in plastica ABS ultra sottile in colore bianco.

L'alimentazione elettrica di commutazione esclude l'ondulazione. La forma e' rotonda. I modelli sono dotati dell'interruttore per una selezione della temperatura 3000K, 4000K, 6000 K. Il grado di protezione e' IP44. La sorgente luminosa e' a LED.

^{FR} Corps ultra-fin en plastique ABS de couleur blanche. Le pilote d'impulsion élimine les pulsations. Forme ronde. Les modèles sont équipés d'un interrupteur pour sélectionner les températures 3000K, 4000K, 6000 K. Degré de protection IP44. Source de lumière LED.



LEDS BMTc



BEAM ANGLE	CCT	COLOR	ARTICLE	POWER	LIGHT FLUX	DIMMABLE	IP
WASH WIDE	3-4-6K WITH A SWITCH	WHITE	DL017-6-L18W3-4-6K	18 W	1880 LM	NO	IP 44





DL018-6-L18W

IP44 *Suitable for use in wet areas.

Acrylic diffuser.



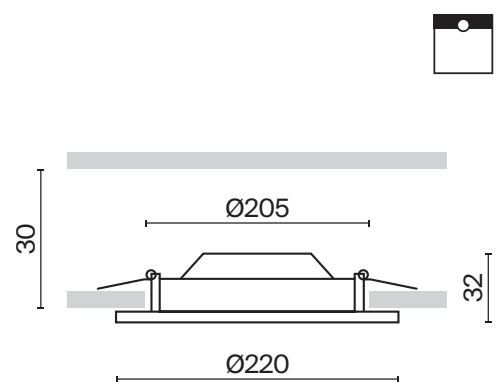
3000K

4000K

6000K



3000K, 4000K, 6000K switch for light temperature adjustment.



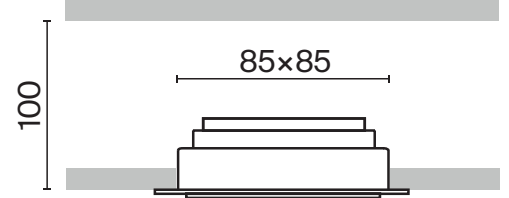
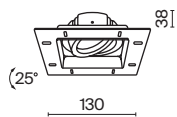
Atom

^{EN} Aluminum case. Swivel mechanism for adjusting the light flux. Light source - GU10 lamp (not included).

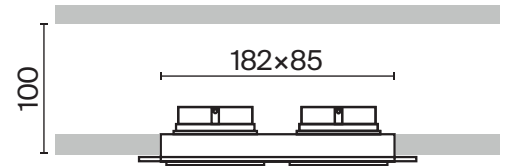
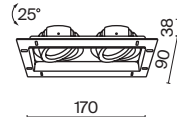
^{DE} Aluminiumrahmen. Schwenkvorrichtung zur Einstellung des Lichtstroms. Lichtquelle: ein Leuchtmittel mit GU10-Fassung (nicht im Lieferumfang enthalten).

^{IT} Corpo in alluminio. Meccanismo girevole per la regolazione del flusso luminoso. Sorgente luminosa - Lampadina GU10 (non inclusa).

^{FR} Corps en aluminium. Mécanisme pivotant pour le réglage du flux lumineux. Source de lumière : ampoule GU10 (non comprise dans le lot).



LAMP	NUMBER OF LAMPS	COLOR	ARTICLE	MAX W LAMPS	IP
GU10	1x GU10	<input type="checkbox"/> WHITE	DL003-01-W	50 W	IP 20



LAMP	NUMBER OF LAMPS	COLOR	ARTICLE	MAX W LAMPS	IP
GU10	1x GU10	<input type="checkbox"/> WHITE	DL003-02-W	50 W	IP 20





DL003-02-W

Adjustment of the direction of the light flux
25° along the main axis.



Recessed light source for anti-glare effect.

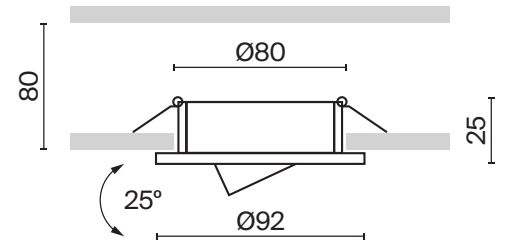
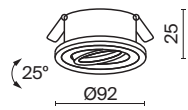
Atom

^{EN} Aluminum case. Swivel mechanism for adjusting the light flux. Light source - GU10 lamp (not included).

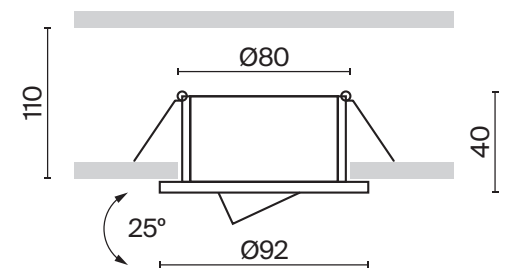
^{DE} Aluminiumrahmen. Schwenkvorrichtung zur Einstellung des Lichtstroms. Lichtquelle: ein Leuchtmittel mit GU10-Fassung (nicht im Lieferumfang enthalten).

^{IT} Corpo in alluminio. Meccanismo girevole per la regolazione del flusso luminoso. Sorgente luminosa - Lampadina GU10 (non inclusa).

^{FR} Corps en aluminium. Mécanisme pivotant pour le réglage du flux lumineux. Source de lumière : ampoule GU10 (non comprise dans le lot).



LAMP	NUMBER OF LAMPS	COLOR	ARTICLE	MAX W LAMPS	IP
	1 x GU10	BLACK	DL023-2-01B	50 W	IP 20
	1 x GU10	WHITE	DL023-2-01W	50 W	IP 20



LAMP	NUMBER OF LAMPS	COLOR	ARTICLE	MAX W LAMPS	IP
	1 x GU10	BLACK	DL025-2-01B	50 W	IP 20
	1 x GU10	WHITE	DL025-2-01W	50 W	IP 20



DL023-2-01B

Adjustment of the direction of the light flux
25° along the main axis.



Recessed light source for anti-glare effect.

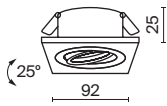
Atom


^{EN} Aluminum case. Swivel mechanism for adjusting the light flux. Light source - GU10 lamp (not included).

^{DE} Aluminiumrahmen. Schwenkvorrichtung zur Einstellung des Lichtstroms. Lichtquelle: ein Leuchtmittel mit GU10-Fassung (nicht im Lieferumfang enthalten).

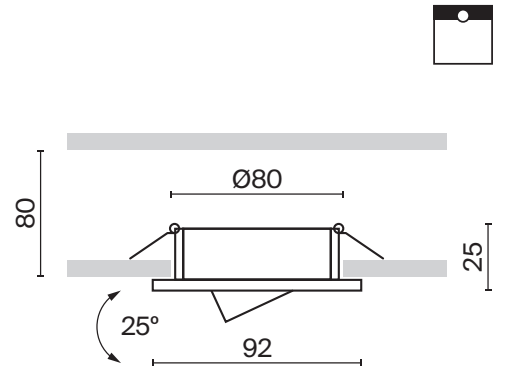
^{IT} Corpo in alluminio. Meccanismo girevole per la regolazione del flusso luminoso. Sorgente luminosa - Lampadina GU10 (non inclusa).

^{FR} Corps en aluminium. Mécanisme pivotant pour le réglage du flux lumineux. Source de lumière : ampoule GU10 (non comprise dans le lot).

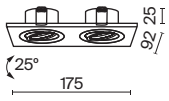




LAMP	NUMBER OF LAMPS	COLOR	ARTICLE	MAX W LAMPS	IP
GU10	1x GU10	■ BLACK	DL024-2-01B	50 W	IP 20
	1x GU10	□ WHITE	DL024-2-01W	50 W	IP 20

Adjustment of the direction of the light flux
25° along the main axis.

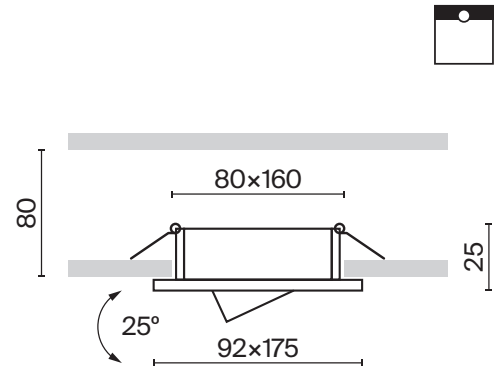


Recessed light source for anti-glare effect.



LAMP	NUMBER OF LAMPS	COLOR	ARTICLE	MAX W LAMPS	IP
	2 x GU10	■ BLACK	DL024-2-02B	50 W	IP 20
	2 x GU10	□ WHITE	DL024-2-02W	50 W	IP 20

Adjustment of the direction of the light flux
25° along the main axis.



Recessed light source for anti-glare effect.





DL024-2-01B DL024-2-02B

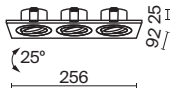
Atom





^{EN} Aluminum case. Swivel mechanism for adjusting the light flux. Light source - GU10 lamp (not included).

^{DE} Aluminiumrahmen. Schwenkvorrichtung zur Einstellung des Lichtstroms. Lichtquelle: ein Leuchtmittel mit GU10-Fassung (nicht im Lieferumfang enthalten).

^{IT} Corpo in alluminio. Meccanismo girevole per la regolazione del flusso luminoso. Sorgente luminosa - Lampadina GU10 (non inclusa).

^{FR} Corps en aluminium. Mécanisme pivotant pour le réglage du flux lumineux. Source de lumière : ampoule GU10 (non comprise dans le lot).

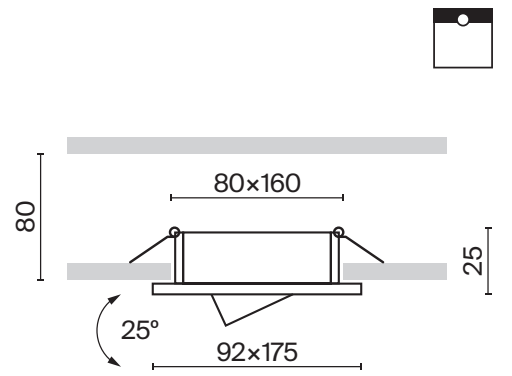


LAMP	NUMBER OF LAMPS	COLOR	ARTICLE	MAX W LAMPS	IP
 GU10	3 x GU10	 BLACK	DL024-2-03B	50 W	IP 20
	3 x GU10	 WHITE	DL024-2-03W	50 W	IP 20



DL024-2-03B

Adjustment of the direction of the light flux
25° along the main axis.



Recessed light source for anti-glare effect.

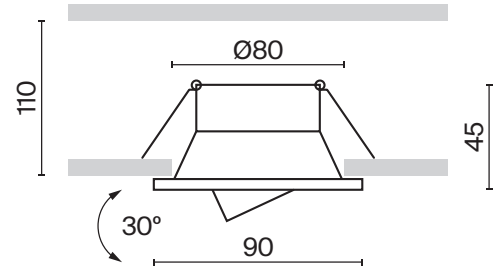
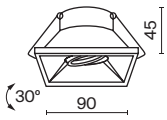
Dot

^{EN} Aluminum case. Swivel mechanism for adjusting the light flux. Light source - GU10 lamp (not included).

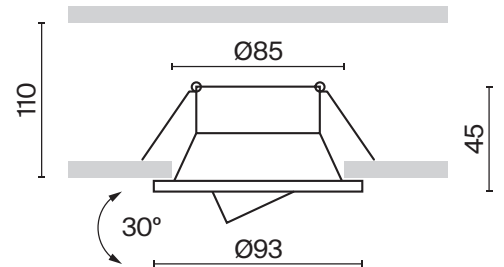
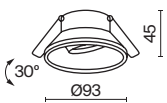
^{DE} Aluminiumrahmen. Schwenkvorrichtung zur Einstellung des Lichtstroms. Lichtquelle: ein Leuchtmittel mit GU10-Fassung (nicht im Lieferumfang enthalten).

^{IT} Corpo in alluminio. Meccanismo girevole per la regolazione del flusso luminoso. Sorgente luminosa - Lampadina GU10 (non inclusa).

^{FR} Corps en aluminium. Mécanisme pivotant pour le réglage du flux lumineux. Source de lumière : ampoule GU10 (non comprise dans le lot).



LAMP	NUMBER OF LAMPS	COLOR	ARTICLE	MAX W LAMPS	IP
GU10	1 x GU10	■ BLACK	DL029-2-01B	50 W	IP 20
	1 x GU10	□ WHITE	DL029-2-01W	50 W	IP 20



LAMP	NUMBER OF LAMPS	COLOR	ARTICLE	MAX W LAMPS	IP
GU10	1 x GU10	■ BLACK	DL028-2-01B	50 W	IP 20
	1 x GU10	□ WHITE	DL028-2-01W	50 W	IP 20


310



DL029-2-01B DL029-2-01W

Adjustment of the direction of a light flux of 30° along the main axis.

Recessed light source for anti-glare effect.



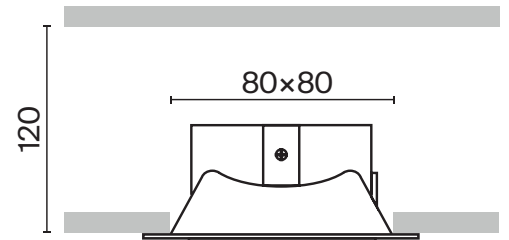
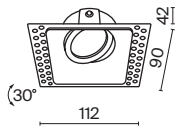
Dot


^{EN} Aluminum case. Swivel mechanism for adjusting the light flux. Light source - GU10 lamp (not included).

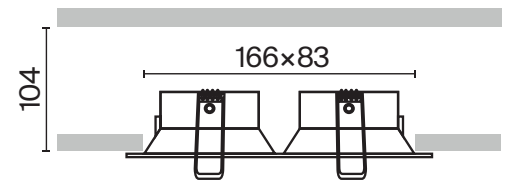
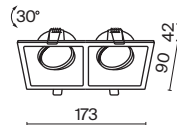
^{DE} Aluminiumrahmen. Schwenkvorrichtung zur Einstellung des Lichtstroms. Lichtquelle: ein Leuchtmittel mit GU10-Fassung (nicht im Lieferumfang enthalten).


^{IT} Corpo in alluminio. Meccanismo girevole per la regolazione del flusso luminoso. Sorgente luminosa - Lampadina GU10 (non inclusa).

^{FR} Corps en aluminium. Mécanisme pivotant pour le réglage du flux lumineux. Source de lumière : ampoule GU10 (non comprise dans le lot).



LAMP	NUMBER OF LAMPS	COLOR	ARTICLE	MAX W LAMPS	IP
GU10	1 x GU10	■ BLACK	DL042-01-SQ-B	50 W	IP 20
	1 x GU10	□ WHITE	DL042-01-SQ-W	50 W	IP 20




LAMP	NUMBER OF LAMPS	COLOR	ARTICLE	MAX W LAMPS	IP
GU10	2 x GU10	■ BLACK	DL029-2-02B	50 W	IP 20
	2 x GU10	□ WHITE	DL029-2-02W	50 W	IP 20



DL042-01-SQ-B

Recessed light source for anti-glare effect.



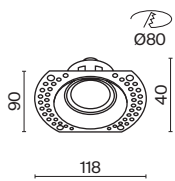
Dot

^{EN} Aluminum case. Swivel mechanism for adjusting the light flux. Light source - GU10 lamp (not included).

^{DE} Aluminiumrahmen. Schwenkvorrichtung zur Einstellung des Lichtstroms. Lichtquelle: ein Leuchtmittel mit GU10-Fassung (nicht im Lieferumfang enthalten).

^{IT} Corpo in alluminio. Meccanismo girevole per la regolazione del flusso luminoso. Sorgente luminosa - Lampadina GU10 (non inclusa).

^{FR} Corps en aluminium. Mécanisme pivotant pour le réglage du flux lumineux. Source de lumière : ampoule GU10 (non comprise dans le lot).



LAMP	NUMBER OF LAMPS	COLOR	ARTICLE	MAX W LAMPS	IP
	1 x GU10	 BLACK	DL042-01-RD-B	50 W	IP 20
	1 x GU10	 WHITE	DL042-01-RD-W	50 W	IP 20



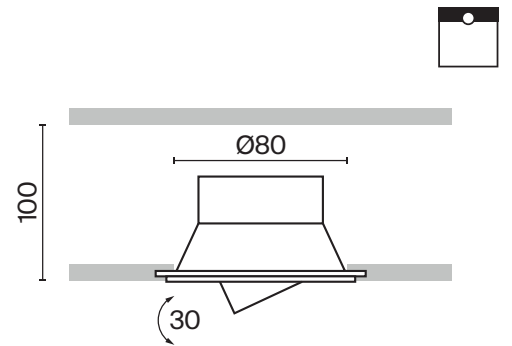
DL042-01-RD-W

Fixing the luminaire on boron grids is designed for frameless mounting under putty.

Adjustment of the direction of a light flux of 30° along the main axis.



Recessed light source for anti-glare effect.



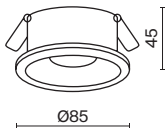
Zoom

^{EN} Body material - cast aluminum. High level of protection IP65. The light source is a GU10 lamp (not included) recessed into the body.

^{DE} Rahmenmaterial: Aluminiumguss. Hohe Schutzart IP65. Die Lichtquelle - ein Leuchtmittel mit GU10-Fassung (nicht im Lieferumfang enthalten) - ist im Rahmen versenkt.

^{IT} Materiale del corpo: alluminio fuso. Alto livello di protezione IP65. La sorgente luminosa è una lampadina GU10 (non inclusa) incassata nel corpo.

^{FR} Matériau du corps: aluminium coulé. Fort indice de protection IP65. Source de lumière : ampoule GU10 (non comprise dans le lot), encastrée dans le corps.



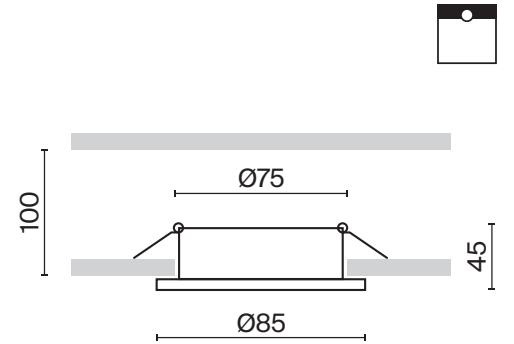
LAMP	NUMBER OF LAMPS	COLOR	ARTICLE	MAX W LAMPS	IP
GU10	1x GU10	■ BLACK	DL032-2-01B	50 W	IP 65
	1x GU10	□ WHITE	DL032-2-01W	50 W	IP 65



DL032-2-01B

IP65 *Suitable for use in wet areas.

Recessed light source for anti-glare effect.



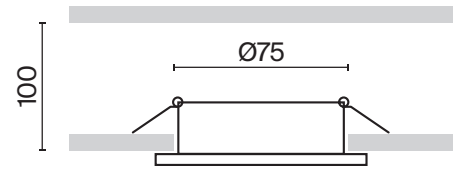
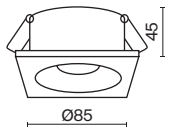
Zoom

^{EN} Body material - cast aluminum. High level of protection IP65. The light source is a GU10 lamp (not included) recessed into the body.

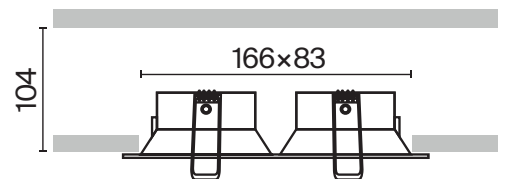
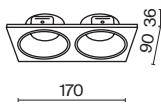
^{DE} Rahmenmaterial: Aluminiumguss. Hohe Schutzart IP65. Die Lichtquelle - ein Leuchtmittel mit GU10-Fassung (nicht im Lieferumfang enthalten) - ist im Rahmen versenkt.

^{IT} Materiale del corpo: alluminio fuso. Alto livello di protezione IP65. La sorgente luminosa è una lampadina GU10 (non inclusa) incassata nel corpo.

^{FR} Matériau du corps : aluminium coulé. Fort indice de protection IP65. Source de lumière : ampoule GU10 (non comprise dans le lot), encastrée dans le corps.



LAMP	NUMBER OF LAMPS	COLOR	ARTICLE	MAX W LAMPS	IP
	1 x GU10	■ BLACK	DL033-2-01B	50 W	IP 65
	1 x GU10	□ WHITE	DL033-2-01W	50 W	IP 65



LAMP	NUMBER OF LAMPS	COLOR	ARTICLE	MAX W LAMPS	IP
	2 x GU10	■ BLACK	DL033-2-02B	50 W	IP 65
	2 x GU10	□ WHITE	DL033-2-02W	50 W	IP 65



DL033-2-01W

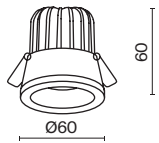
IP65 *Suitable for use in wet areas.


Recessed light source for anti-glare effect.

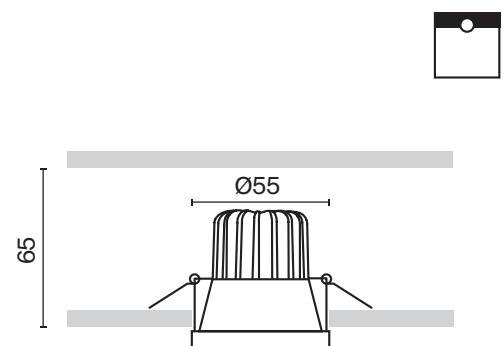


Zoom

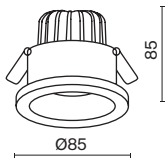
^{EN} Body material - cast aluminum. High level of protection IP65. The light source is a GU10 lamp (not included) recessed into the body.
^{DE} Rahmenmaterial: Aluminiumguss. Hohe Schutzart IP65. Die Lichtquelle – ein Leuchtmittel mit GU10-Fassung (nicht im Lieferumfang enthalten) – ist im Rahmen versenkt.
^{IT} Materiale del corpo: alluminio fuso . Alto livello di protezione IP65. La sorgente luminosa è una lampadina GU10 (non inclusa) incassata nel corpo.
^{FR} Matériau du corps : aluminium coulé. Fort indice de protection IP65. Source de lumière : ampoule GU10 (non comprise dans le lot), encastrée dans le corps.




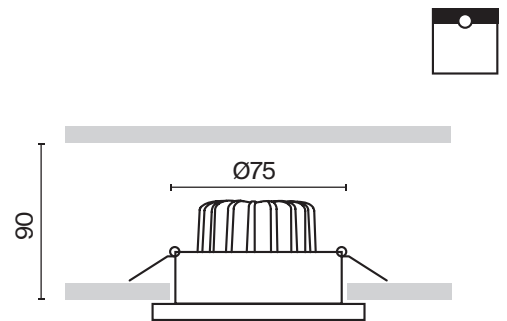
BEAM ANGLE	CCT	COLOR	ARTICLE	POWER	LIGHT FLUX	DIMMABLE	IP
WIDE 	3K WARM	BLACK	DL034-01-06W3K-B	6 W	420 LM	NO	IP 65
	3K WARM	BLACK	DL034-01-06W3K-D-B	6 W	370 LM	TRIAC	IP 65
	3K WARM	WHITE	DL034-01-06W3K-W	6 W	470 LM	NO	IP 65
	3K WARM	WHITE	DL034-01-06W3K-D-W	6 W	420 LM	TRIAC	IP 65
	4K DAY	BLACK	DL034-01-06W4K-B	6 W	410 LM	NO	IP 65
	4K DAY	BLACK	DL034-01-06W4K-D-B	6 W	390 LM	TRIAC	IP 65
	4K DAY	WHITE	DL034-01-06W4K-W	6 W	480 LM	NO	IP 65
	4K DAY	WHITE	DL034-01-06W4K-D-W	6 W	440 LM	TRIAC	IP 65



Recessed light source for anti-glare effect.



BEAM ANGLE	CCT	COLOR	ARTICLE	POWER	LIGHT FLUX	DIMMABLE	IP
WIDE 	4K DAY	BLACK	DL034-L12W4K-B	12 W	970 LM	NO	IP 65
	4K DAY	WHITE	DL034-L12W4K-W	12 W	1040 LM	NO	IP 65
	3K WARM	BLACK	DL034-L12W3K-D-B	12 W	890 LM	TRIAC	IP 65
	3K WARM	WHITE	DL034-L12W3K-D-W	12 W	910 LM	TRIAC	IP 65
	4K DAY	BLACK	DL034-L12W4K-D-B	12 W	930 LM	TRIAC	IP 65
	4K DAY	WHITE	DL034-L12W4K-D-W	12 W	990 LM	TRIAC	IP 65



Recessed light source for anti-glare effect.

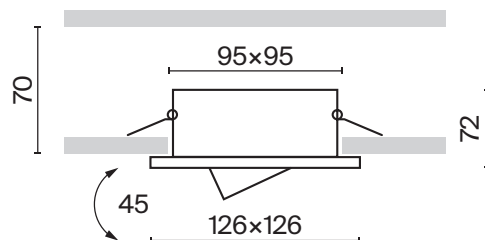
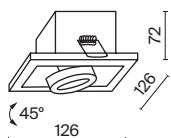
Metal Modern

EN Metal body. Swivel mechanism to adjust the light direction. The light source is a lamp with a GU10 base (not included).

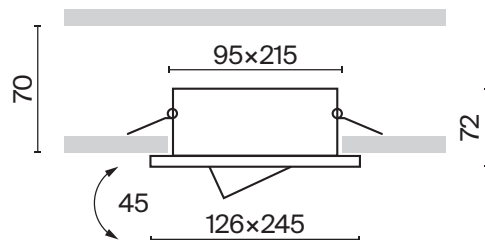
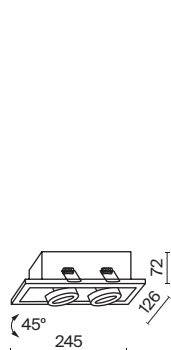
DE Metallrahmen. Schwenkvorrichtung zur Einstellung des Lichtstroms. Lichtquelle: ein Leuchtmittel mit GU10-Fassung (nicht im Lieferumfang enthalten).

IT Corpo in metallo. Meccanismo girevole per regolare la direzione della luce. La sorgente luminosa è una lampadina con attacco GU10 (non inclusa).

FR Corps métallique. Mécanisme pivotant pour le réglage de l'orientation de la lumière. Source de lumière : ampoule à culot GU10 (non comprise dans le lot).



LAMP	NUMBER OF LAMPS	COLOR	ARTICLE	MAX W LAMPS	IP
	1 x GU10	■ BLACK	DL008-2-01-B	50 W	IP 20
	1 x GU10	□ WHITE	DL008-2-01-W	50 W	IP 20



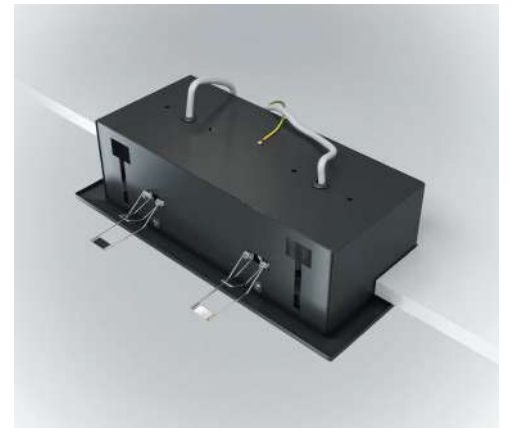

LAMP	NUMBER OF LAMPS	COLOR	ARTICLE	MAX W LAMPS	IP
	2 x GU10	■ BLACK	DL008-2-02-B	50 W	IP 20
	2 x GU10	□ WHITE	DL008-2-02-W	50 W	IP 20



DL008-2-02-W DL008-2-02-B

Luminaires of cardan type: a light source with a rotary mechanism is placed in the frame.

Adjustment of the direction of the light flux 45° along the main axis.



Metal Modern

^{EN} Cardan-style collection Metal Modern for recessed installation. Direction flexibility 45 ensures precise illumination to any object. In addition, the LED modules are movable along the luminaire body providing more functionality in lighting.

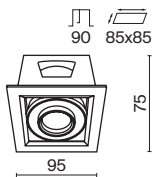
^{DE} Metal Modern-Kollektion in klappbarer Ausführung für die Einbaumontage. Die Richtungsflexibilität 45 bietet eine präzise Beleuchtung für jedes Objekt. Zusätzlich können die LED-Module im Leuchtenrahmen verschoben werden, um die Funktionalität der Beleuchtung zu erhöhen.






^{IT} La collezione Metal Modern e' realizzata nella versione incernierata per il montaggio ad incasso. La flessibilità direzionale di 45 garantisce la precisione dell'illuminazione per qualsiasi oggetto. Inoltre i moduli a LED possono essere spostati sul corpo di una lampada, consentendo una maggiore funzionalità di illuminazione.

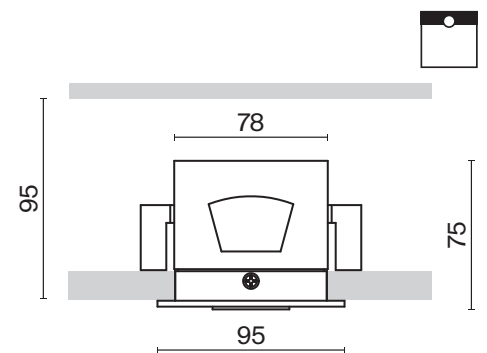
^{FR} Collection Metal Modern à la structure articulé pour installation encastrée. La flexibilité directionnelle de 45 degrés garantit un éclairage précis pour n'importe quel sujet. De plus, les modules LED peuvent être déplacés autour du corps du luminaire, ce qui offre une plus grande fonctionnalité d'éclairage.

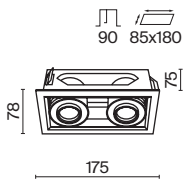



LEDS COB

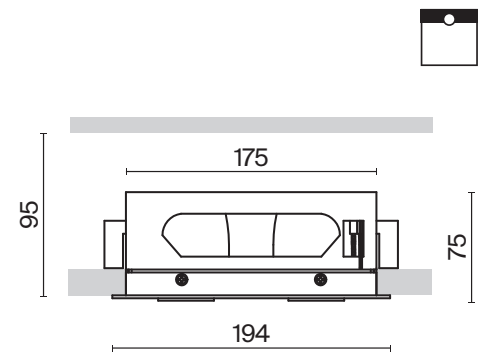


BEAM ANGLE	CCT	COLOR	ARTICLE	POWER	LIGHT FLUX	DIMMABLE	IP
	 3K WARM	 BLACK	DL093-01-10W3K-B	10 W	650 LM	NO	IP 20
	 3K WARM	 WHITE	DL093-01-10W3K-W	10 W	750 LM	NO	IP 20





BEAM ANGLE	CCT	COLOR	ARTICLE	POWER	LIGHT FLUX	DIMMABLE	IP
SPOT	3K WARM	BLACK	DL093-02-10W3K-B	20 W	1300 LM	NO	IP 20
	3K WARM	WHITE	DL093-02-10W3K-W	20 W	1450 LM	NO	IP 20



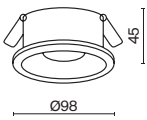
Yin

^{EN} Metal body. Models with built-in LED source and replaceable light source (not included). Some models are equipped with a dimmer.

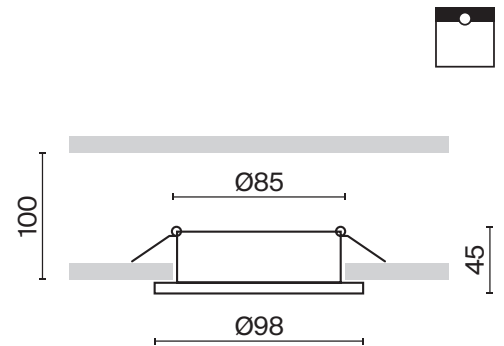
^{DE} Metallrahmen. Modelle mit einer integrierten LED-Lichtquelle und austauschbaren Lichtquelle (nicht im Lieferumfang enthalten). Einige Modelle sind mit einem Dimmer ausgestattet.

^{IT} Corpo in metallo. Modelli con sorgente LED integrata e sorgente luminosa sostituibile (non inclusa). Alcuni modelli sono dotati di un dimmer.

^{FR} Corps en métallique. Modèles avec source LED intégrée et source de lumière amovible (non comprise dans le lot). Partie des modèles équipée d'un variateur.



LAMP	NUMBER OF LAMPS	COLOR	ARTICLE	MAX W LAMPS	IP
	1x GU10	BLACK	DL030-2-01B	50 W	IP 20
	1x GU10	WHITE	DL030-2-01W	50 W	IP 20



Recessed light source for anti-glare effect.

Yin

^{EN} Metal body. Models with built-in LED source and replaceable light source (not included). Some models are equipped with a dimmer.

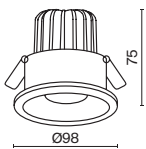
^{DE} Metallrahmen. Modelle mit einer integrierten LED-Lichtquelle und austauschbaren Lichtquelle (nicht im Lieferumfang enthalten). Einige Modelle sind mit einem Dimmer ausgestattet.

^{IT} Corpo in metallo. Modelli con sorgente LED integrata e sorgente luminosa sostituibile (non inclusa). Alcuni modelli sono dotati di un dimmer.

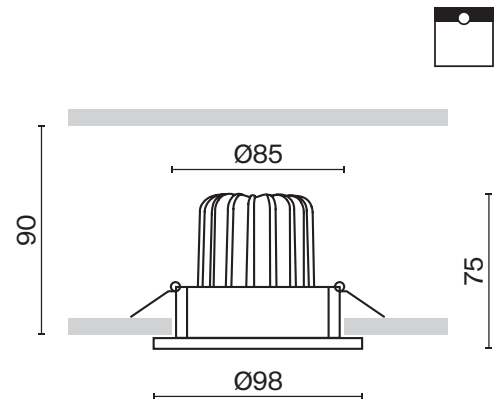
^{FR} Corps en métallique. Modèles avec source LED intégrée et source de lumière amovible (non comprise dans le lot). Partie des modèles équipée d'un variateur.



LEDS BRIDGELUX



BEAM ANGLE	CCT	COLOR	ARTICLE	POWER	LIGHT FLUX	DIMMABLE	IP
WIDE 	3K WARM	■ BLACK	DL031-2-L12B	12 W	790 LM	NO	IP 20
	4K DAY	■ BLACK	DL031-L12W4K-B	12 W	830 LM	NO	IP 20
	4K DAY	□ WHITE	DL031-L12W4K-W	12 W	960 LM	NO	IP 20
	3K WARM	■ BLACK	DL031-L12W3K-D-B	12 W	760 LM	TRIAC	IP 20
	3K WARM	□ WHITE	DL031-L12W3K-D-W	12 W	870 LM	TRIAC	IP 20
	4K DAY	■ BLACK	DL031-L12W4K-D-B	12 W	820 LM	TRIAC	IP 20
	4K DAY	□ WHITE	DL031-L12W4K-D-W	12 W	920 LM	TRIAC	IP 20



Recessed light source for anti-glare effect.





DL030-2-01B

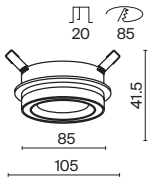
Orlo





^{EN} Orlo is a recessed luminaire with small dimensions providing a modern solution for indoor use. An interesting design with an acrylic rim on the lamp bulb. Minimalistic bulbs under the GX53 lamp base give a lot of light (the GX53 lamp is one of the most powerful lamps on the market).

^{DE} Orlo ist eine kleine Einbauleuchte, die eine moderne Lösung für den Innenbereich darstellt. Interessantes Design dank des Acrylrandes der Röhrenlampe. Minimalistische Leuchten mit GX53-Leuchtmittel bieten eine hervorragende Leuchtmittel (das GX53-Leuchtmittel ist ein der leistungsstärksten auf dem Markt).

^{IT} Orlo è una lampada da incasso di piccole dimensioni che rappresenta una soluzione moderna per l'uso interno. Il design interessante grazie al bordo acrilico della lampadina. Le lampade minimaliste con lampadina GX53 offrono un'illuminazione eccellente (poiché la lampadina GX53 è una delle lampadine più potenti sul mercato).

^{FR} Orlo est un luminaire encastrable de petite taille représentant une solution moderne pour une utilisation intérieure. Design intéressant grâce à la jante acrylique de l'ampoule de la lampe. Les luminaires minimalistes munis d'ampoule GX53 offrent un excellent éclairage (étant la GX53 une des lampes les plus puissantes sur le marché).



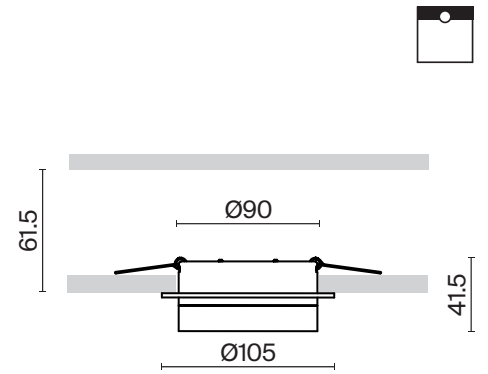
LAMP	NUMBER OF LAMPS	COLOR	ARTICLE	MAX W LAMPS	IP
	1 x GU10	 BLACK	DL087-GX53-RD-B	15 W	IP 20
	1 x GU10	 WHITE	DL087-GX53-RD-W	15 W	IP 20



DL087-GX53-RD-W

Engaging design with an acrylic ring.

GX53 light source (not included).



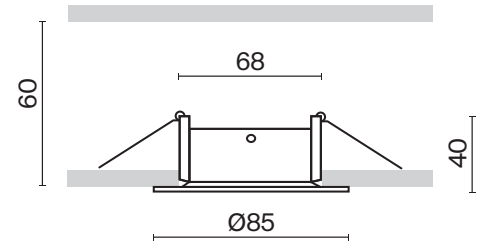
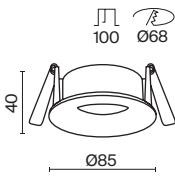
Slim


^{EN} Body material - cast aluminum. The light source is a GU10 lamp (not included) recessed into the body. These luminaires boast an elevated degree of dust and moisture protection, classified as IP65, rendering them an excellent choice for primary lighting solutions. They shine brightly not only in bathrooms but also in residential settings.

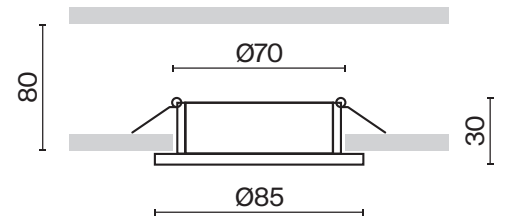
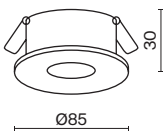
^{DE} Rahmenmaterial: Aluminiumguss. Die Lichtquelle – ein Leuchtmittel mit GU10-Fassung (nicht im Lieferumfang enthalten) – ist im Rahmen versenkt. Dank dem erhöhten Staub- und Feuchtigkeitsschutz nach IP65 eignen sich die Leuchten perfekt für die Grundbeleuchtung sowohl in Badezimmern als auch in Wohnräumen.


^{IT} Materiale del corpo: alluminio fuso. La sorgente luminosa è una lampadina GU10 (non inclusa) incassata nel corpo. Grazie all'elevata resistenza dal polvere e dall'umidità IP65, le lampade sono ideali per l'illuminazione di base sia negli interni dei bagni che negli spazi abitativi.

^{FR} Matériau du corps : aluminium coulé. Source de lumière : ampoule GU10 (non comprise dans le lot) encastrée dans le corps. Grâce au degré élevé de protection contre la poussière et l'humidité IP65, les luminaires sont parfaits pour l'éclairage de base dans les salles de bains et les espaces habitables.



LAMP	NUMBER OF LAMPS	COLOR	ARTICLE	MAX W LAMPS	IP
GU10	1 x GU10	■ BLACK	DL088-GU10-RD-B	50 W	IP 65
	1 x GU10	□ WHITE	DL088-GU10-RD-W	50 W	IP 65
	1 x GU10	■ MATTE GOLD	DL088-GU10-RD-MG	50 W	IP 65



LAMP	NUMBER OF LAMPS	COLOR	ARTICLE	MAX W LAMPS	IP
GU10	1 x GU10	■ BLACK	DL027-2-01B	50 W	IP 20
	1 x GU10	□ WHITE	DL027-2-01W	50 W	IP 20
	1 x GU10	■ MATTE GOLD	DL027-2-01-MG	50 W	IP 20
	1 x GU10	■ SILVER	DL027-2-01-S	50 W	IP 20



DL027-2-01B

Recessed light source for anti-glare effect.

GU10 light source (not included).



IP65 *Suitable for use in wet areas.



Minor

^{EN} Minor is a recessed luminary with small dimensions, which will be perfect for home spaces or small offices. Minimalistic form perfectly suits any arrangements. Minor is a universal ally of well-lit interiors. A deeply recessed light source protects the sight from glare. Glare protection provides comfort to people in the interior.

^{DE} Minor ist eine kleine Einbauleuchte, die sich ideal für Wohnräume oder kleine Büros eignet. Die minimalistische Form fügt sich perfekt in jede Einrichtung ein. Minor ist ein Allrounder für exzellente Beleuchtung von Innenräumen. Die tief versenkte Lichtquelle schützt Ihre Augen vor Blendung. Der Blendschutz sorgt für den Komfort der Insassen.

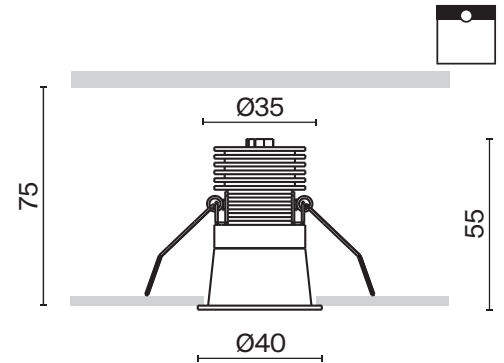
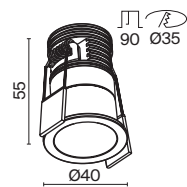
^{IT} Minor è una lampada da incasso di piccole dimensioni ideale per spazi domestici o piccoli uffici. La forma minimalista si adatta perfettamente a qualsiasi design. Minor è un assistente universale per un'eccellente illuminazione d'interni. La sorgente luminosa profondamente incassata protegge gli occhi dagli abbagliamenti luminosi. La protezione anti - slittamento offre comfort per persone che si trovano all'interno.

^{FR} Minor est un petit luminaire encastré qui convient parfaitement aux intérieurs ou les petits bureaux. La forme minimaliste s'intègre parfaitement dans n'importe quel décor. Minor est un assistant universel pour un excellent éclairage des intérieurs. La source de lumière profondément encastrée protège les yeux des éblouissements. La protection anti-éblouissante assure le confort des gens qui se trouve dans la pièce.

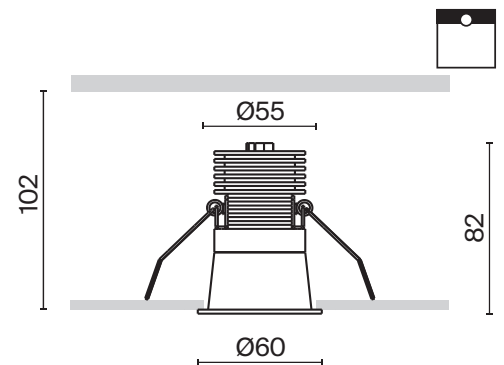
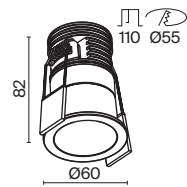
B
W



LEDS COB




BEAM ANGLE	CCT	COLOR	ARTICLE	POWER	LIGHT FLUX	DIMMABLE	IP
SPOT	3K WARM	BLACK / WHITE	DL089-5W3K-BW	5 W	230 LM	NO	IP20



BEAM ANGLE	CCT	COLOR	ARTICLE	POWER	LIGHT FLUX	DIMMABLE	IP
SPOT	3K WARM	BLACK / WHITE	DL089-9W3K-BW	9 W	700 LM	NO	IP20





DL089-5W3K-BW

CRI > 90 *High color rendering index allows you to maximize the interior colors.

Miniature format.



Magnum

^{EN} Magnum is a recessed luminaire with magnete mechanism providing flexibility in arranging lighting space. It's extremely easy to install. Direction flexibility 45 ensures precise illumination to any object. A deeply recessed light source protects the sight from glare.

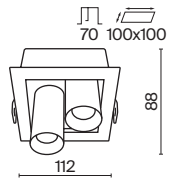
^{DE} Magnum ist eine Einbauleuchte mit einem magnetischen Mechanismus, der Flexibilität bei der Organisation des Beleuchtungsraums bietet. Es ist sehr einfach zu installieren. Die Richtungsflexibilität 45 bietet eine präzise Beleuchtung für jedes Objekt. Die tief versenkte Lichtquelle schützt Ihre Augen vor Blendung.


^{IT} Magnum è la lampada da incasso con il meccanismo magnetico che offre flessibilità nell'organizzazione dello spazio luminoso. È molto semplice da installare. La flessibilità direzionale di 45 garantisce la precisione dell'illuminazione per qualsiasi oggetto. La sorgente luminosa profondamente incassata protegge gli occhi dagli abbagliamenti luminosi.

^{FR} Magnum est un luminaire encastré doté d'un mécanisme magnétique qui offre une flexibilité dans l'organisation de l'espace lumineux. C'est très facile à installer. La flexibilité de direction 45 garantit un éclairage précis pour n'importe quel sujet. La source lumineuse profondément encastrée protège les yeux de l'éblouissement.



LEDS COB



BEAM ANGLE	CCT	COLOR	ARTICLE	POWER	LIGHT FLUX	DIMMABLE	IP
SPOT	3K WARM	■ BLACK	DL094-02-7W3K-B	14 W	1000 LM	NO	IP 20
	3K WARM	□ WHITE	DL094-02-7W3K-W	14 W	1250 LM	NO	IP 20

336



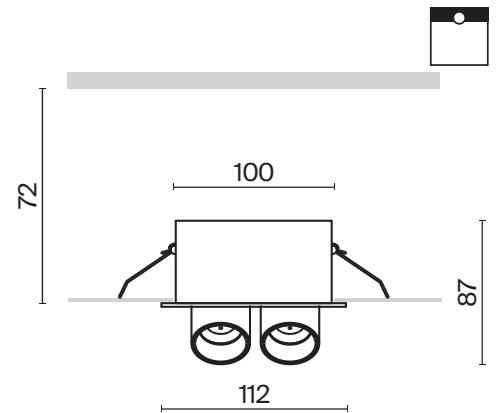
DL094-02-7W3K-B

CRI > 90 *High color rendering index allows you to maximize the interior colors.

Magnetic mechanism.



LED energy efficient light source.



Wise

^{EN} Material: aluminium and plastic, colors: white, black. Two sizes, two power options. LED light source, color temperature: 3000K. Rotary mechanism. You can additionally purchase matte gold replaceable reflectors and lenses for beam adjustment in the range of 15°-50°.

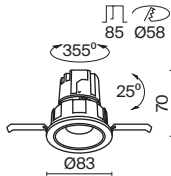
^{DE} Material: Aluminium und Kunststoff, Farben – Schwarz, Weiß. Zwei Größen, zwei Leistungsoptionen. LED-Lichtquelle, Farbtemperatur - 3000K. Schwenkvorrichtung. Optional sind austauschbare Reflektoren in Farbe Mattes Gold und Linsen zur Strahleneinstellung zwischen 15°-50° erhältlich.

^{IT} I materiali sono l'alluminio e il plastico, i colori sono il bianco, il nero. Le due dimensioni, le due opzioni della potenza. La sorgente luminosa a LED, la temperatura di colore e' 3000K. Il meccanismo rotante. Inoltre, è possibile acquistare i riflettori intercambiabili di colore l'oro opaco e le lenti per la regolazione del fascio nell'intervallo da 15° a 50°.

^{FR} Matériau : aluminium et plastique, couleurs – blanc, noir. Deux tailles, deux options de puissance. Source de lumière LED, température de couleur 3000K. Mécanisme rotatif. De plus, vous pouvez acheter des réflecteurs remplaçables de couleur doré mat et des lentilles pour un réglage du faisceau entre 15° et 50°.

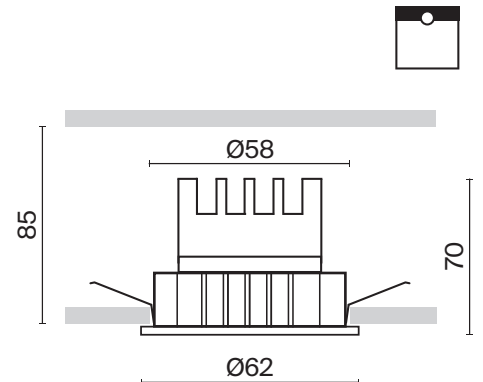


LEDS EPISTAR



BEAM ANGLE	CCT	COLOR	ARTICLE	POWER	LIGHT FLUX	DIMMABLE	IP
			DL057-7W3K-B	7 W	390 LM	NO	IP 20
			DL057-7W3K-W	7 W	400 LM	NO	IP 20

Radiator with a revolving mechanism.





DL057-7W4K-W

Replacement reflectors for individual selection of the color scheme.

Replacement lenses and light filters allow changing the standard angle of 36° at option in the range of 15°-50° and making the lighting more comfortable (page 311).



COLOR

ARTICLE

■ MATTE GOLD

RING057-7-MG



Wise

^{EN} Material: aluminium and plastic, colors: white, black. Two sizes, two power options. LED light source, color temperature: 3000K. Rotary mechanism. You can additionally purchase matte gold replaceable reflectors and lenses for beam adjustment in the range of 15°-50°.

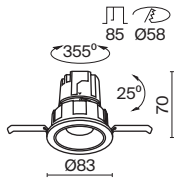
^{DE} Material: Aluminium und Kunststoff, Farben – Schwarz, Weiß. Zwei Größen, zwei Leistungsoptionen. LED-Lichtquelle, Farbtemperatur - 3000K. Schwenkvorrichtung. Optional sind austauschbare Reflektoren in Farbe Mattes Gold und Linsen zur Strahleneinstellung zwischen 15°-50° erhältlich.






^{IT} I materiali sono l'alluminio e il plastico, i colori sono il bianco, il nero. Le due dimensioni, le due opzioni della potenza. La sorgente luminosa a LED, la temperatura di colore e' 3000K. Il meccanismo rotante. Inoltre, è possibile acquistare i riflettori intercambiabili di colore l'oro opaco e le lenti per la regolazione del fascio nell'intervallo da 15° a 50°.

^{FR} Matériau : aluminium et plastique, couleurs – blanc, noir. Deux tailles, deux options de puissance. Source de lumière LED, température de couleur 3000K. Mécanisme rotatif. De plus, vous pouvez acheter des réflecteurs remplaçables de couleur doré mat et des lentilles pour un réglage du faisceau entre 15° et 50°.

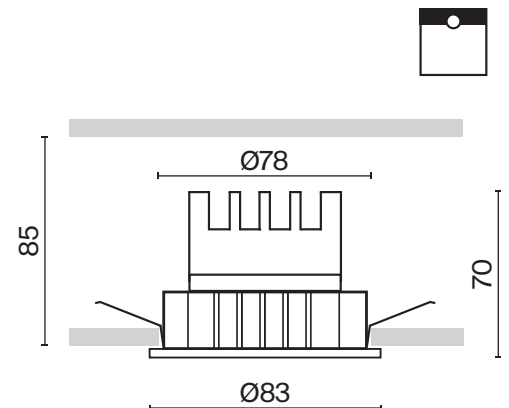


LEDS EPISTAR




BEAM ANGLE	CCT	COLOR	ARTICLE	POWER	LIGHT FLUX	DIMMABLE	IP
	 WARM	 BLACK	DL057-10W3K-B	10 W	570 LM	NO	IP 20
	 WARM	 WHITE	DL057-10W3K-W	10 W	530 LM	NO	IP 20

Radiator with a revolving mechanism.



340



DL057-10W3K-B

Replacement reflectors for individual selection of the color scheme.

Replacement lenses and light filters allow changing the standard angle of 36° at option in the range of 15°-50° and making the lighting more comfortable (page 342).



COLOR

ARTICLE

■ MATTE GOLD

RING057-10-MG



Wise lenses and filters

^{EN} Replaceable lens to adjust the beam angle (15°, 24°, 36° and 50°).

^{DE} Auswechselbare Linse zur Einstellung des Streuwinkels (15°, 24°, 36° und 50°).




^{IT} Lente intercambiabile per regolare l'angolo di diffusione (15°, 24°, 36° e 50°).

^{FR} Lentille amovible pour le réglage de l'angle de diffusion (sur 15°, 24°, 36° et 50°).

Set of professional accessories and optics for light design



LENSES

BEAM ANGLE	ARTICLE	DIAMETER	COMPATIBILITY
SUPER SPOT 	LENSD29-15	29 MM	DL057-7W3K-B DL057-7W3K-W DL057-7W4K-B DL057-7W4K-W
	LENSD31-15	35 MM	DL057-10W3K-B DL057-10W3K-W DL057-10W4K-B DL057-10W4K-W
SPOT 	LENSD29-24	29 MM	DL057-7W3K-B DL057-7W3K-W DL057-7W4K-B DL057-7W4K-W
	LENSD31-24	35 MM	DL057-10W3K-B DL057-10W3K-W DL057-10W4K-B DL057-10W4K-W
WIDE 	LENSD29-50	29 MM	DL057-7W3K-B DL057-7W3K-W DL057-7W4K-B DL057-7W4K-W
	LENSD31-50	35 MM	DL057-10W3K-B DL057-10W3K-W DL057-10W4K-B DL057-10W4K-W

ANTI-DAZZLE FILTERS

ARTICLE	DIAMETER	COMPATIBILITY
HONEYCOMB-D26	26 MM	DL057-7W3K-B DL057-7W3K-W DL057-7W4K-B DL057-7W4K-W
HONEYCOMB-D31	32 MM	DL057-10W3K-B DL057-10W3K-W DL057-10W4K-B DL057-10W4K-W



Hidden

^{EN} This minimalistic recessed LED luminaire will perfectly fit both into the modern interior of apartments, country houses and commercial premises. The luminaire has a retractable rotary mechanism. With a subtle movement, the lampshade extends from the housing enabling to direct light to the object.

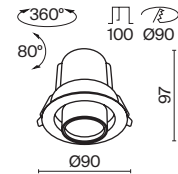
^{DE} Die minimalistische LED-Einbauleuchte passt perfekt sowohl in moderne Innenräume von Wohnungen und Landhäusern als auch in die Innenräume von gewerblichen Räumen. Die Leuchte verfügt über einen drehbaren Schwenkvorrichtung: mit einer leichten Bewegung gleitet der Lampenschirm aus dem Rahmen und ermöglicht es, das Licht auf das Objekt zu richten.


^{IT} La lampada da incasso a LED minimalista si adatta perfettamente agli interni moderni di appartamenti e case di campagna, nonché agli interni di locali commerciali. La lampada ha un meccanismo girevole retrattile: con un leggero movimento, il paralume si estende dal corpo e consente di dirigere la luce verso l'oggetto.

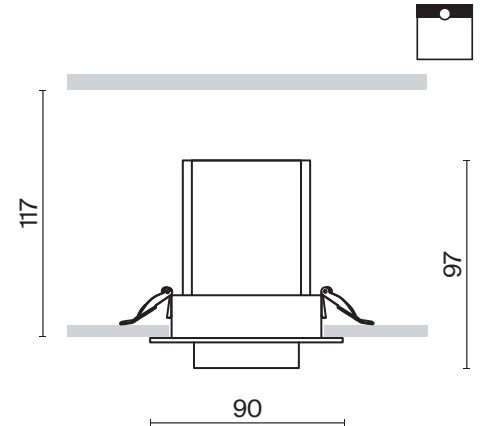
^{FR} Le luminaire LED encastrable minimaliste s'inscrit parfaitement à l'intérieur moderne des appartements et des maisons de campagne, ainsi qu'à celui des locaux commerciaux. Le luminaire a un mécanisme rotatif télescopique: per un léger mouvement l'abat-jour se retire du corps et permet de diriger la lumière sur l'objet.

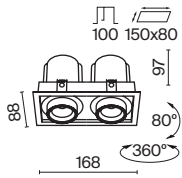







LEDS COB

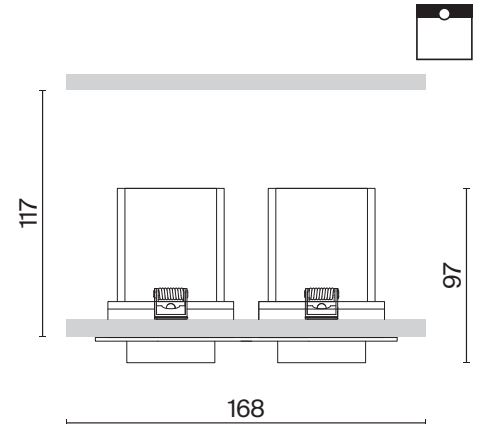


BEAM ANGLE	CCT	COLOR	ARTICLE	POWER	LIGHT FLUX	DIMMABLE	IP
MEDIUM	3K WARM	BLACK	DL095-01-10W3K-B	10 W	760 LM	NO	IP 20
	3K WARM	WHITE	DL095-01-10W3K-W	10 W	780 LM	NO	IP 20





BEAM ANGLE	CCT	COLOR	ARTICLE	POWER	LIGHT FLUX	DIMMABLE	IP
 36°	 WARM	 BLACK	DL095-02-10W3K-B	20 W	1400 LM	NO	IP 20
	 WARM	 WHITE	DL095-02-10W3K-W	20 W	1450 LM	NO	IP 20




Round

^{EN} Compact metal body, colors – black, white, brass. Two power options. Two body options: recessed lamps with a narrow frame and recessed lamps without a visible frame. LED light source, color temperature: 3000K. A recessed light source for eye comfort. High color rendering index.

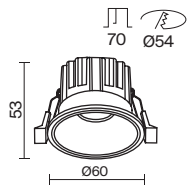
^{DE} Kompakter Metallrahmen, Farben - Schwarz, Weiß, Messing. Zwei Leistungsoptionen. Zwei Rahmenoptionen: Einbauleuchten mit schmalen Rahmen und Einbauleuchten ohne sichtbaren Rahmen. LED-Lichtquelle, Farbtemperatur - 3000K. Die versenkte Lichtquelle für den Augenkomfort. Hoher Farbwiedergabeindex.

^{IT} Il corpo in metallo compatto, i colori sono il nero, il bianco, l'ottone. Le due opzioni della potenza. Le due opzioni dell' alloggiamento sono le lampade da incasso con una cornice stretta e quelle da incasso senza la cornice visibile. Sorgente luminosa a LED, la temperatura di colore e' 3000K. La sorgente luminosa da incasso per il comfort degli occhi. Un coefficiente elevato di resa cromatica.

^{FR} Corps métallique compact, couleurs – noir, blanc, laiton. Deux options de puissance. Deux options de corps : luminaires encastrables avec cadre étroit et luminaires encastrables sans cadre visible. Source de lumière LED, température de couleur 3000K. Source de lumière encastrée pour le confort des yeux. Coefficient de rendu des couleurs élevé.



LEDS EPISTAR

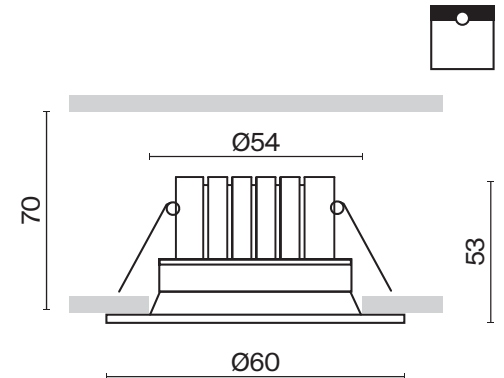


BEAM ANGLE	CCT	COLOR	ARTICLE	POWER	LIGHT FLUX	DIMMABLE	IP
WIDE 	3K WARM	BLACK	DL058-7W3K-B	7 W	450 LM	NO	IP 20
	3K WARM	WHITE	DL058-7W3K-W	7 W	450 LM	NO	IP 20
	3K WARM	BRASS	DL058-7W3K-BS	7 W	460 LM	NO	IP 20

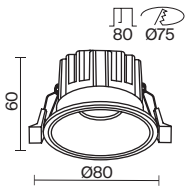
CRI>90 *High color rendering index allows you to maximize the interior colors.


Possibility of adding a HoneyComb-D26 light filter from the assortment.

The lamp attachment is designed for edge-to-edge mount for sealer .



Compact building in dimensions.



BEAM ANGLE	CCT	COLOR	ARTICLE	POWER	LIGHT FLUX	DIMMABLE	IP
WIDE 	3K WARM	BLACK	DL058-12W3K-B	12 W	910 LM	NO	IP 20
	3K WARM	WHITE	DL058-12W3K-W	12 W	920 LM	NO	IP 20
	3K WARM	BRASS	DL058-12W3K-BS	12 W	930 LM	NO	IP 20

CRI > 90 *High color rendering index allows you to maximize the interior colors.

Possibility of adding a HoneyComb-D38 light filter.

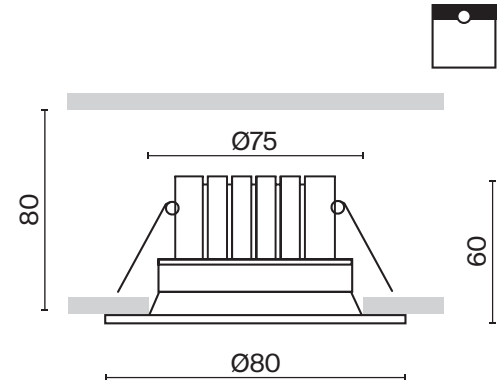
The lamp attachment is designed for edge-to-edge mount for sealer.



Recessed light source for anti-glare effect.



Compact building in dimensions.




Round

^{EN} Compact metal body, colors – black, white, brass. Two power options. Two body options: recessed lamps with a narrow frame and recessed lamps without a visible frame. LED light source, color temperature: 3000K. A recessed light source for eye comfort. High color rendering index.

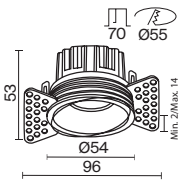
^{DE} Kompakter Metallrahmen, Farben - Schwarz, Weiß, Messing. Zwei Leistungsoptionen. Zwei Rahmenoptionen: Einbauleuchten mit schmalen Rahmen und Einbauleuchten ohne sichtbaren Rahmen. LED-Lichtquelle, Farbtemperatur - 3000K. Die versenkte Lichtquelle für den Augenkomfort. Hoher Farbwiedergabeindex.

^{IT} Il corpo in metallo compatto, i colori sono il nero, il bianco, l'ottone. Le due opzioni della potenza. Le due opzioni dell' alloggiamento sono le lampade da incasso con una cornice stretta e quelle da incasso senza la cornice visibile. Sorgente luminosa a LED, la temperatura di colore e' 3000K. La sorgente luminosa da incasso per il comfort degli occhi. Un coefficiente elevato di resa cromatica.

^{FR} Corps métallique compact, couleurs – noir, blanc, laiton. Deux options de puissance. Deux options de corps : luminaires encastrables avec cadre étroit et luminaires encastrables sans cadre visible. Source de lumière LED, température de couleur 3000K. Source de lumière encastrée pour le confort des yeux. Coefficient de rendu des couleurs élevé.



LEDS EPISTAR

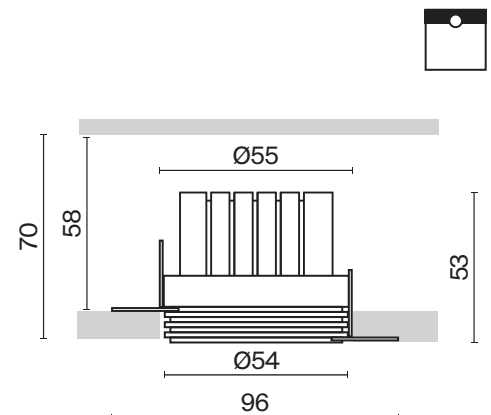


BEAM ANGLE	CCT	COLOR	ARTICLE	POWER	LIGHT FLUX	DIMMABLE	IP
	3K WARM	BLACK	DL058-7W3K-TRS-B	7 W	450 LM	NO	IP 20
	3K WARM	WHITE	DL058-7W3K-TRS-W	7 W	460 LM	NO	IP 20
	3K WARM	BRASS	DL058-7W3K-TRS-BS	7 W	480 LM	NO	IP 20

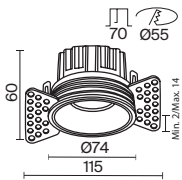
CRI >90 *High color rendering index allows you to maximize the interior colors.


Possibility of adding a HoneyComb-D26 light filter from the assortment.

The lamp attachment is designed for edge-to-edge mount for sealer .



Compact building in dimensions.



BEAM ANGLE	CCT	COLOR	ARTICLE	POWER	LIGHT FLUX	DIMMABLE	IP
WIDE 	3K WARM	BLACK	DL058-12W3K-TRS-B	12 W	880 LM	NO	IP 20
	3K WARM	WHITE	DL058-12W3K-TRS-W	12 W	920 LM	NO	IP 20
	3K WARM	BRASS	DL058-12W3K-TRS-BS	12 W	920 LM	NO	IP 20

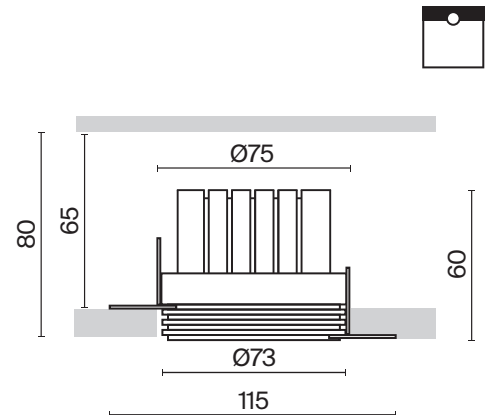
CRI > 90 *High color rendering index allows you to maximize the interior colors.

Possibility of adding a HoneyComb-D38 light filter.

The lamp attachment is designed for edge-to-edge mount for sealer.



Compact building in dimensions.




Focus T

^{EN} Compact metal body, colors – black, white, brass. Two power options. Two body options: recessed lamps with a narrow frame and recessed lamps without a visible frame. LED light source, color temperature: 3000K. A recessed light source for eye comfort. High color rendering index.

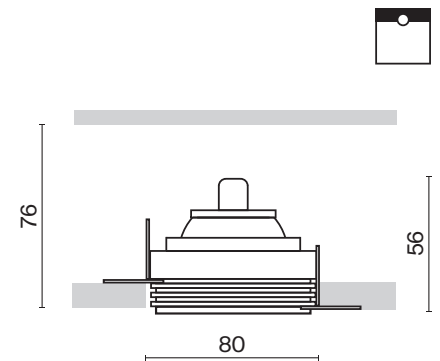
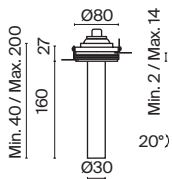
^{DE} Kompakter Metallrahmen, Farben - Schwarz, Weiß, Messing. Zwei Leistungsoptionen. Zwei Rahmenoptionen: Einbauleuchten mit schmalen Rahmen und Einbauleuchten ohne sichtbaren Rahmen. LED-Lichtquelle, Farbtemperatur - 3000K. Die versenkte Lichtquelle für den Augenkomfort. Hoher Farbwiedergabeindex.

^{IT} Il corpo in metallo compatto, i colori sono il nero, il bianco, l'ottone. Le due opzioni della potenza. Le due opzioni dell' alloggiamento sono le lampade da incasso con una cornice stretta e quelle da incasso senza la cornice visibile. Sorgente luminosa a LED, la temperatura di colore e' 3000K. La sorgente luminosa da incasso per il comfort degli occhi. Un coefficiente elevato di resa cromatica.

^{FR} Corps métallique compact, couleurs – noir, blanc, laiton. Deux options de puissance. Deux options de corps : luminaires encastrables avec cadre étroit et luminaires encastrables sans cadre visible. Source de lumière LED, température de couleur 3000K. Source de lumière encastrée pour le confort des yeux. Coefficient de rendu des couleurs élevé.



LEDS EPISTAR



BEAM ANGLE	CCT	COLOR	ARTICLE	POWER	LIGHT FLUX	DIMMABLE	IP
	3K WARM	BLACK	C140TRS-L200-7W3K-B	6 W	460 LM	NO	IP 20
	3K WARM	BRASS	C140TRS-L200-7W3K-BBS	6 W	460 LM	NO	IP 20
	3K WARM	WHITE	C140TRS-L200-7W3K-W	6 W	460 LM	NO	IP20

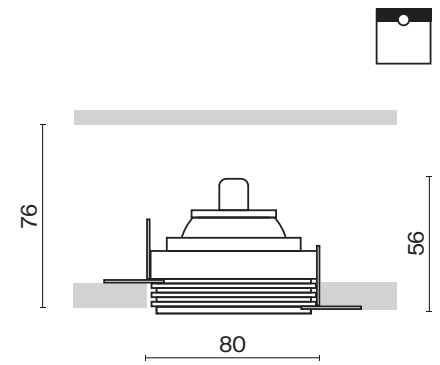
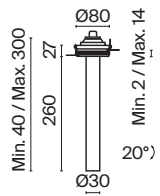
LED energy efficient light source.


Rotary mechanism.

HoneyComb-D24 accessory is applicable to Focus T.



Recessed light source.



BEAM ANGLE	CCT	COLOR	ARTICLE	POWER	LIGHT FLUX	DIMMABLE	IP
MEDIUM 	3K WARM	■ BLACK	C140TRS-L300-7W3K-B	6 W	460 LM	NO	IP 20
	3K WARM	■ BRASS	C140TRS-L300-7W3K-BBS	6 W	460 LM	NO	IP 20
	3K WARM	□ WHITE	C140TRS-L300-7W3K-W	6 W	460 LM	NO	IP20

HoneyComb-D24 accessory is applicable to Focus T.



ANTI-DAZZLE FILTERS

ARTICLE	DIAMETER
HONEYCOMB-D26	26 MM



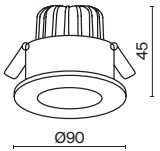
Zen






^{EN} Metal body. An acrylic glass lens focuses the light. Antiglare effect. LED module.

^{DE} Metallrahmen. Eine Acrylglaslinse fokussiert das Licht. Blendschutzwirkung. LED-Modul.

^{IT} Corpo in metallo. Una lente in vetro acrilico focalizza la luce. Effetto anabbagliante. Modulo LED.

^{FR} Corps métallique. La lentille en verre acrylique focalise la lumière. Effet anti-éblouissement. Module LED.



BEAM ANGLE	CCT	COLOR	ARTICLE	POWER	LIGHT FLUX	DIMMABLE	IP
 75°	 DAY	 BLACK	DL038-2-L7B4K	7 W	500 LM	NO	IP 20
	 DAY	 WHITE	DL038-2-L7W4K	7 W	550 LM	NO	IP 20

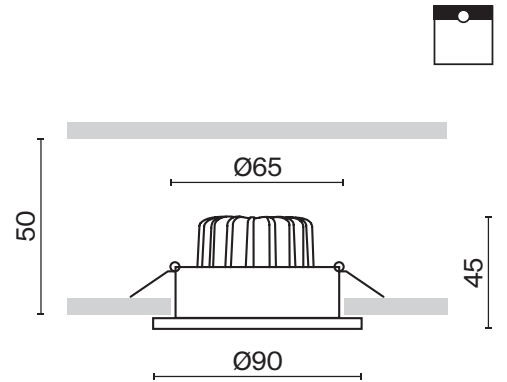


DL038-2-L7W DL038-2-L7B

CRI>90

*High color rendering index allows you to maximize the interior colors.

Acrylic glass focusing optics minimize light loss.



CEILING

Ceiling lights and accessories for key lighting

LIGHTS

Alfa LED

^{EN} Metal body. Some models are dimmable. LED light source.

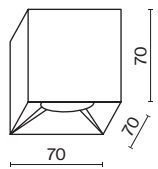
^{DE} Metallrahmen. Einige Modelle sind dimmbar. LED-Lichtquelle.

^{IT} Corpo in metallo. Alcuni modelli sono dimmerabili. Sorgente luminosa LED.

^{FR} Corps métallique. Partie des modèles avec variateur. Source de lumière LED.



LEDS BRIDGELUX



BEAM ANGLE	CCT	COLOR	ARTICLE	POWER	LIGHT FLUX	DIMMABLE	IP
SPOT 	3K WARM	■ BLACK	C065CL-L12B3K	12 W	840 LM	NO	IP 20
	3K WARM	□ WHITE	C065CL-L12W3K	12 W	840 LM	NO	IP 20
	3K WARM	■ BLACK	C065CL-L12B3K-D	12 W	840 LM	TRIAC	IP 20
	3K WARM	□ WHITE	C065CL-L12W3K-D	12 W	840 LM	TRIAC	IP 20
	4K DAY	■ BLACK	C065CL-L12B4K	12 W	900 LM	NO	IP 20
	4K DAY	□ WHITE	C065CL-L12W4K	12 W	900 LM	NO	IP 20
	4K DAY	■ BLACK	C065CL-L12B4K-D	12 W	900 LM	TRIAC	IP 20
	4K DAY	□ WHITE	C065CL-L12W4K-D	12 W	900 LM	TRIAC	IP 20



C065CL-L12W3K C065-01MG



COLOR

ARTICLE

WHITE

C065-01W

MATTE GOLD

C065-01MG







C065CL-L12B4K C065CL-L12W4K

Alfa LED

^{EN} Metal body. Some models are dimmable. LED light source.

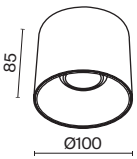
^{DE} Metallrahmen. Einige Modelle sind dimmbar. LED-Lichtquelle.

^{IT} Corpo in metallo. Alcuni modelli sono dimmerabili. Sorgente luminosa LED.

^{FR} Corps métallique. Partie des modèles avec variateur. Source de lumière LED.

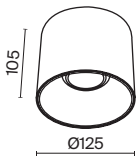



LEDS BRIDGELUX



BEAM ANGLE	CCT	COLOR	ARTICLE	POWER	LIGHT FLUX	DIMMABLE	IP
WIDE 	3K WARM	■ BLACK	C064CL-01-15W3K-RD-B	15 W	1200 LM	NO	20
	3K WARM	■ WHITE / BLACK	C064CL-01-15W3K-RD-WB	15 W	1200 LM	NO	20
	3K WARM	■ BLACK	C064CL-01-15W3K-D-RD-B	15 W	1200 LM	TRIAC	20
	3K WARM	■ WHITE / BLACK	C064CL-01-15W3K-D-RD-WB	15 W	1200 LM	TRIAC	20
	4K DAY	■ BLACK	C064CL-01-15W4K-RD-B	15 W	1280 LM	NO	20
	4K DAY	■ WHITE / BLACK	C064CL-01-15W4K-RD-WB	15 W	1280 LM	NO	20
	4K DAY	■ BLACK	C064CL-01-15W4K-D-RD-B	15 W	1280 LM	TRIAC	20
	4K DAY	■ WHITE / BLACK	C064CL-01-15W4K-D-RD-WB	15 W	1280 LM	TRIAC	20

360



BEAM ANGLE	CCT	COLOR	ARTICLE	POWER	LIGHT FLUX	DIMMABLE	IP
WIDE 	3K WARM	■ BLACK	C064CL-01-25W3K-RD-B	25 W	2000 LM	NO	20
	3K WARM	■ WHITE / BLACK	C064CL-01-25W3K-RD-WB	25 W	2000 LM	NO	20
	3K WARM	■ BLACK	C064CL-01-25W3K-D-RD-B	25 W	2000 LM	TRIAC	20
	3K WARM	■ WHITE / BLACK	C064CL-01-25W3K-D-RD-WB	25 W	2000 LM	TRIAC	20
	4K DAY	■ BLACK	C064CL-01-25W4K-RD-B	25 W	2130 LM	NO	20
	4K DAY	■ WHITE / BLACK	C064CL-01-25W4K-RD-WB	25 W	2130 LM	NO	20
	4K DAY	■ BLACK	C064CL-01-25W4K-D-RD-B	25 W	2130 LM	TRIAC	20
	4K DAY	■ WHITE / BLACK	C064CL-01-25W4K-D-RD-WB	25 W	2130 LM	TRIAC	20

Afa LED

^{EN} Metal body. Some models are dimmable. LED light source.

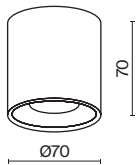
^{DE} Metallrahmen. Einige Modelle sind dimmbar. LED-Lichtquelle.

^{IT} Corpo in metallo. Alcuni modelli sono dimmerabili. Sorgente luminosa LED.

^{FR} Corps métallique. Partie des modèles avec variateur. Source de lumière LED.



LEDS BRIDGELUX



BEAM ANGLE	CCT	COLOR	ARTICLE	POWER	LIGHT FLUX	DIMMABLE	IP
SPOT 	3K WARM	BLACK	C064CL-L12B3K	12 W	840 LM	NO	IP 20
	3K WARM	WHITE	C064CL-L12W3K	12 W	840 LM	NO	IP 20
	3K WARM	BLACK	C064CL-L12B3K-D	12 W	840 LM	TRIAC	IP 20
	3K WARM	WHITE	C064CL-L12W3K-D	12 W	840 LM	TRIAC	IP 20
	4K DAY	BLACK	C064CL-L12B4K	12 W	900 LM	NO	IP 20
	4K DAY	WHITE	C064CL-L12W4K	12 W	900 LM	NO	IP 20
	4K DAY	BLACK	C064CL-L12B4K-D	12 W	900 LM	TRIAC	IP 20
	4K DAY	WHITE	C064CL-L12W4K-D	12 W	900 LM	TRIAC	IP 20



C064CL-L12W3K C064-01MG



COLOR

ARTICLE

WHITE

C064-01W

MATTE GOLD

C064-01MG



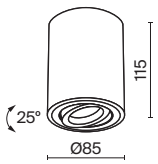
Atom


^{EN} Metal body. The light source is a lamp with a GU10 base (not included).

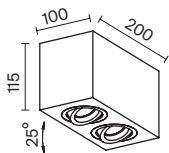
^{DE} Metallrahmen. Lichtquelle: Ein Leuchtmittel mit einer Fassung GU10 (nicht im Lieferumfang enthalten).


^{IT} Corpo in metallo. La sorgente luminosa è una lampadina con attacco GU10 (non inclusa).

^{FR} Corps métallique. Source de lumière: ampoule à culot GU10 (non comprise dans le lot).



LAMP	NUMBER OF LAMPS	COLOR	ARTICLE	MAX W LAMPS	IP
GU10	1 x GU10	■ BLACK	C016CL-01B	50 W	IP 20
	1 x GU10	□ WHITE	C016CL-01W	50 W	IP 20



LAMP	NUMBER OF LAMPS	COLOR	ARTICLE	MAX W LAMPS	IP
GU10	2 x GU10	■ BLACK	C017CL-02B	50 W	IP 20
	2 x GU10	□ WHITE	C017CL-02W	50 W	IP 20



C017CL-01B

Recessed light source for anti-glare effect.



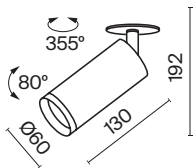
Focus


^{EN} Metal body. Part of the luminaire series with a swivel mechanism for adjusting the light flux. Swivel models with two types of mounting: removable and built-in. The light source is a lamp with a GU10 base (not included).

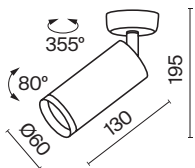
^{DE} Metallrahmen. Ein Teil der Leuchten der Serie ist mit einer Schwenkvorrichtung zur Einstellung des Lichtstroms ausgestattet. Schwenkbare Modelle mit zwei Arten der Befestigung: Aufsatz- und Einbau-Befestigung. Lichtquelle: Ein Leuchtmittel mit einer Fassung GU10 (nicht im Lieferumfang enthalten).


^{IT} Corpo in metallo. La serie include lampade con meccanismo girevole per la regolazione del flusso luminoso. Modelli girevoli con due tipi di fissaggio: sovrapposto e integrato.

^{FR} Corps en métal. Une partie des luminaires de la série avec mécanisme pivotant pour le réglage du flux lumineux. Modèles pivotant avec deux types de fixation: en saillie et encastrée. Source de lumière: ampoule à culot GU10 (non comprise dans le lo).



LAMP	NUMBER OF LAMPS	COLOR	ARTICLE	MAX W LAMPS	IP
GU10	1 x GU10	■ BLACK	C018CL-01B	50 W	IP 20
	1 x GU10	□ WHITE	C018CL-01W	50 W	IP 20
	1 x GU10	■ MATTE GOLD	C018CL-01MG	50 W	IP 20



LAMP	NUMBER OF LAMPS	COLOR	ARTICLE	MAX W LAMPS	IP
GU10	1 x GU10	■ BLACK	C017CW-01B	50 W	IP 20
	1 x GU10	□ WHITE	C017CW-01W	50 W	IP 20
	1 x GU10	■ MATTE GOLD	C017CW-01MG	50 W	IP 20



C017CW-01B

Recessed light source for anti-glare effect

Swivel mechanism of the body to change the direction of the light beam.



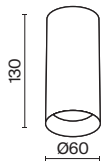
Focus


^{EN} Metal body. Part of the luminaire series with a swivel mechanism for adjusting the light flux. Swivel models with two types of mounting: removable and built-in. The light source is a lamp with a GU10 base (not included).

^{DE} Metallrahmen. Ein Teil der Leuchten der Serie ist mit einer Schwenkvorrichtung zur Einstellung des Lichtstroms ausgestattet. Schwenkbare Modelle mit zwei Arten der Befestigung: Aufsatz- und Einbau-Befestigung. Lichtquelle: Ein Leuchtmittel mit einer Fassung GU10 (nicht im Lieferumfang enthalten).

^{IT} Corpo in metallo. La serie include lampade con meccanismo girevole per la regolazione del flusso luminoso. Modelli girevoli con due tipi di fissaggio: sovrapposto e integrato. La sorgente luminosa è una lampadina con attacco GU10 (non inclusa).

^{FR} Corps en métal. Une partie des luminaires de la série avec mécanisme pivotant pour le réglage du flux lumineux. Modèles pivotant avec deux types de fixation: en saillie et encastrée. Source de lumière: ampoule à culot GU10 (non comprise dans le lo).



LAMP	NUMBER OF LAMPS	COLOR	ARTICLE	MAX W LAMPS	IP
GU10	1x GU10	■ BLACK	C010CL-01B	50 W	IP 20
	1x GU10	□ WHITE	C010CL-01W	50 W	IP 20
	1x GU10	▒ CHROME	C010CL-01CH	50 W	IP 20
	1x GU10	■ BRASS	C010CL-01MG	50 W	IP 20



C010CL-01MG

Recessed light source for anti-glare effect.



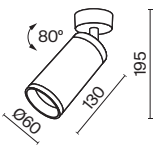

Focus Design


^{EN} Textured metal body. Swivel mechanism. The light source is a lamp with a GU10 base (not included).

^{DE} Rahmen aus Metall mit strukturiertem Muster. Schwenkvorrichtung. Lichtquelle: Ein Leuchtmittel mit einer Fassung GU10 (nicht im Lieferumfang enthalten).

^{IT} Corpo in metallo con motivo strutturato. Meccanismo girevole. Sorgente luminosa – lampadina con attacco GU10 (non inclusa)

^{FR} Corps métallique avec motif texturé. Mécanisme pivotant. Source de lumière: ampoule à culot GU10 (non comprise dans le lot).



LAMP	NUMBER OF LAMPS	COLOR	ARTICLE	MAX W LAMPS	IP
GU10	1x GU10	■ BLACK	C034CL-01B	50 W	IP 20
	1x GU10	□ WHITE	C034CL-01W	50 W	IP 20
	1x GU10	■ GOLD	C034CL-01G	50 W	IP 20

370



C034CL-01G

Recessed light source for anti-glare effect.

Swivel mechanism of the compact body to change the direction of the light beam.



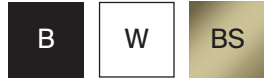
Focus LED

^{EN} Metal body. Beam angle is 50° (lens can be changed to 15°, 24°, 36° – p. 388). Some models are dimmable. The LED light source is recessed into the body.

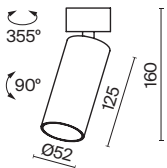
^{DE} Metallrahmen. Lichtstreuwinkel 50° (die Linse kann gegen eine andere mit dem Lichtstreuwinkel 15°, 24°, 36° ausgetauscht werden – Seite 388). Einige Modelle sind dimmbar. Die im Rahmen versenkte LED-Lichtquelle.

^{IT} Corpo in metallo. Angolo di diffusione 50° (lenti modificabili a 15°, 24°, 36° - p. 388). Alcuni modelli sono dimmerabili. La sorgente luminosa a LED è incassata nel corpo.

^{FR} Corps métallique. Angle de diffusion de 50° (possibilité de changer la lentille à 15°, 24°, 36° – p. 388). Partie des modèles avec variateur. Source de lumière LED encastrée dans le corps.



LEDS EPISTAR




BEAM ANGLE	CCT	COLOR	ARTICLE	POWER	LIGHT FLUX	DIMMABLE	IP
MEDIUM 	3K WARM	■ BLACK	C055CL-L12B3K-W-D-B	12 W	900 LM	TRIAC	IP 20
	3K WARM	■ BLACK	C055CL-L12B3K-W-B	12 W	900 LM	NO	IP 20
	3K WARM	□ WHITE	C055CL-L12W3K-W-D-W	12 W	900 LM	TRIAC	IP 20
	3K WARM	□ WHITE	C055CL-L12W3K-W-W	12 W	900 LM	NO	IP 20
	3K WARM	■ BRASS	C055CL-L12W3K-W-BS	12 W	900 LM	NO	IP 20
	4K DAY	■ BLACK	C055CL-L12B4K-W-D-B	12 W	900 LM	TRIAC	IP 20
	4K DAY	■ BLACK	C055CL-L12B4K-W-B	12 W	900 LM	NO	IP 20
	4K DAY	□ WHITE	C055CL-L12W4K-W-D-W	12 W	900 LM	TRIAC	IP 20
	4K DAY	□ WHITE	C055CL-L12W4K-W-W	12 W	900 LM	NO	IP 20



C055CL-L12B3K-W-B

Compatible with lenses and anti-glare filters. Black rings can be replaced with white ones (p. 388).



Ultra-low Unified Glare Rating. The lamp is suitable for use in preading nooks and relaxing areas.


Focus LED

^{EN} Metal body. Beam angle is 50° (lens can be changed to 15°, 24°, 36° – p. 388). Some models are dimmable. The LED light source is recessed into the body.

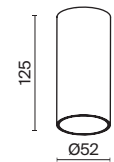
^{DE} Metallrahmen. Lichtstreuwinkel 50° (die Linse kann gegen eine andere mit dem Lichtstreuwinkel 15°, 24°, 36° ausgetauscht werden – Seite 388). Einige Modelle sind dimmbar. Die im Rahmen versenkte LED-Lichtquelle.

^{IT} Corpo in metallo. Angolo di diffusione 50° (lenti modificabili a 15°, 24°, 36° - p. 388). Alcuni modelli sono dimmerabili. La sorgente luminosa a LED è incassata nel corpo.

^{FR} Corps métallique. Angle de diffusion de 50° (possibilité de changer la lentille à 15°, 24°, 36° – p. 388). Partie des modèles avec variateur. Source de lumière LED encastrée dans le corps.



LEDS EPISTAR



BEAM ANGLE	CCT	COLOR	ARTICLE	POWER	LIGHT FLUX	DIMMABLE	IP
MEDIUM 	3K WARM	BLACK	C056CL-L12B3K-W-D-B	12 W	900 LM	TRIAC	IP 20
	3K WARM	BLACK	C056CL-L12B3K-W-B	12 W	900 LM	NO	IP 20
	3K WARM	WHITE	C056CL-L12W3K-W-D-W	12 W	900 LM	TRIAC	IP 20
	3K WARM	WHITE	C056CL-L12W3K-W-W	12 W	900 LM	NO	IP 20
	3K WARM	BRASS	C056CL-L12W3K-W-BS	12 W	900 LM	NO	IP 20
	4K DAY	BLACK	C056CL-L12B4K-W-D-B	12 W	900 LM	TRIAC	IP 20
	4K DAY	BLACK	C056CL-L12B4K-W-B	12 W	900 LM	NO	IP 20
	4K DAY	WHITE	C056CL-L12W4K-W-D-W	12 W	900 LM	TRIAC	IP 20
	4K DAY	WHITE	C056CL-L12W4K-W-W	12 W	900 LM	NO	IP 20



C056CL-L12B4K-W-W

CRI > 90

*High color rendering index allows you to maximize the interior colors.

Compatible with lenses and anti-glare filters. Black rings can be replaced with white ones (p. 388).



Revolving mechanism of the case for changing the light beam direction.



Recessed light source for anti-glare effect.

Focus LED

^{EN} Metal body. Beam angle is 50° (lens can be changed to 15°, 24°, 36° – p. 388). Some models are dimmable. The LED light source is recessed into the body.

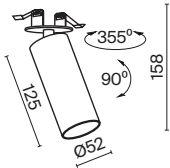
^{DE} Metallrahmen. Lichtstreuwinkel 50° (die Linse kann gegen eine andere mit dem Lichtstreuwinkel 15°, 24°, 36° ausgetauscht werden – Seite 388). Einige Modelle sind dimmbar. Die im Rahmen versenkte LED-Lichtquelle.


^{IT} Corpo in metallo. Angolo di diffusione 50° (lenti modificabili a 15°, 24°, 36° - p. 388). Alcuni modelli sono dimmerabili. La sorgente luminosa a LED è incassata nel corpo.

^{FR} Corps métallique. Angle de diffusion de 50° (possibilité de changer la lentille à 15°, 24°, 36° – p. 388). Partie des modèles avec variateur. Source de lumière LED encastrée dans le corps.



LEDS EPISTAR COB



BEAM ANGLE	CCT	COLOR	ARTICLE	POWER	LIGHT FLUX	DIMMABLE	IP
MEDIUM 	3K WARM	■ BLACK	C053CL-L12W3K-W-B	12 W	950 LM	NO	IP 20
	3K WARM	□ WHITE	C053CL-L12W3K-W-W	12 W	950 LM	NO	IP 20
	4K DAY	■ BLACK	C053CL-L12W4K-W-B	12 W	1020 LM	NO	IP 20
	4K DAY	□ WHITE	C053CL-L12W4K-W-W	12 W	1020 LM	NO	IP 20



C055CL-L12B3K-W-W

Compatible with lenses and anti-glare filters. Black rings can be replaced with white ones (p. 388).



Recessed light source for anti-glare effect.



Revolving mechanism of the case for changing the light beam direction.



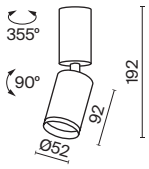
Focus S


^{EN} Metal body. Swivel mechanism. Optional mounts: built-in and removable (for one or two dome lamps). Great choice of colors. The light source is a lamp with a GU10 base.

^{DE} Metallrahmen. Schwenkvorrichtung. Befestigungen zur Auswahl: Einbau- und Aufsatzbefestigungen (für einen oder zwei Lampenschirme). Große Auswahl an Farbtönen. Lichtquelle: Ein Leuchtmittel mit einer Fassung GU10.

^{IT} Corpo in metallo. Meccanismo girevole. Fissaggi a scelta: integrato e sovrapposto (per una o due plafoniere). Ampia gamma di colori. La sorgente luminosa è una lampadina con attacco GU10.

^{FR} Corps métallique. Mécanisme pivotant. Fixations au choix: encastrées et en saillie (pour un ou deux globes). Large choix de couleurs. Source de lumière: ampoule à culot GU10.



LAMP	NUMBER OF LAMPS	COLOR	ARTICLE	MAX W LAMPS	IP
GU10	1 x GU10	■ BLACK	C051CL-01B	10 W	IP 20
	1 x GU10	□ WHITE	C051CL-01W	10 W	IP 20
	1 x GU10	■ GOLD	C051CL-01G	10 W	IP 20
	1 x GU10	■ MATTE GOLD	C051CL-01MG	10 W	IP 20
	1 x GU10	■ BRASS	C051CL-01BS	10 W	IP 20



C051CL-01W

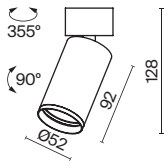

Recessed light source for anti-glare effect.


Swivel mechanism of the compact body to change the direction of the light beam.

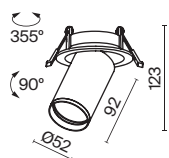


Focus S

^{EN} Metal body. Swivel mechanism. Optional mounts: built-in and removable (for one or two dome lamps). Great choice of colors. The light source is a lamp with a GU10 base.
^{DE} Metallrahmen. Schwenkvorrichtung. Befestigungen zur Auswahl: Einbau- und Aufsatzbefestigungen (für einen oder zwei Lampenschirme). Große Auswahl an Farbtönen. Lichtquelle: Ein Leuchtmittel mit einer Fassung GU10.
^{IT} Corpo in metallo. Meccanismo girevole. Fissaggi a scelta: integrato e sovrapposto (per una o due plafoniere). Ampia gamma di colori. La sorgente luminosa è una lampadina con attacco GU10.
^{FR} Corps métallique. Mécanisme pivotant. Fixations au choix: encastrées et en saillie (pour un ou deux globes). Large choix de couleurs. Source de lumière: ampoule à culot GU10.



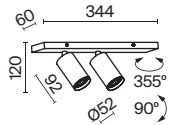
LAMP	NUMBER OF LAMPS	COLOR	ARTICLE	MAX W LAMPS	IP
GU10	1x GU10	■ BLACK	C050CL-U-1B	10 W	IP 20
	1x GU10	□ WHITE	C050CL-U-1W	10 W	IP 20
	1x GU10	■ MATTE GOLD	C050CL-U-1MG	10 W	IP 20
	1x GU10	■ SILVER	C050CL-U-1S	10 W	IP 20




LAMP	NUMBER OF LAMPS	COLOR	ARTICLE	MAX W LAMPS	IP
GU10	1 x GU10	■ BLACK	C048CL-U-1B	10 W	IP 20
	1 x GU10	□ WHITE	C048CL-U-1W	10 W	IP 20
	1 x GU10	■ BLACK / MATTE GOLD	C048CL-U-1BMG	10 W	IP 20
	1 x GU10	■ BLACK / MATTE SILVER	C048CL-U-1BMS	10 W	IP 20
	1 x GU10	□ WHITE / MATTE GOLD	C048CL-U-1WMG	10 W	IP 20
	1 x GU10	□ WHITE / MATTE SILVER	C048CL-U-1WMS	10 W	IP 20

Focus S

^{EN} Metal body. Swivel mechanism. Optional mounts: built-in and removable (for one or two dome lamps). Great choice of colors. The light source is a lamp with a GU10 base.
^{DE} Metallrahmen. Schwenkvorrichtung. Befestigungen zur Auswahl: Einbau- und Aufsatzbefestigungen (für einen oder zwei Lampenschirme). Große Auswahl an Farbtönen. Lichtquelle: Ein Leuchtmittel mit einer Fassung GU10.
^{IT} Corpo in metallo. Meccanismo girevole. Fissaggi a scelta: integrato e sovrapposto (per una o due plafoniere). Ampia gamma di colori. La sorgente luminosa è una lampadina con attacco GU10.
^{FR} Corps métallique. Mécanisme pivotant. Fixations au choix: encastrées et en saillie (pour un ou deux globes). Large choix de couleurs. Source de lumière: ampoule à culot GU10.



LAMP	NUMBER OF LAMPS	COLOR	ARTICLE	MAX W LAMPS	IP
GU10	2 x GU10	■ BLACK	C051CL-U-2B	10 W	IP 20
	2 x GU10	□ WHITE	C051CL-U-2W	10 W	IP 20
	2 x GU10	■ BLACK / MATTE GOLD	C051CL-U-2BMG	10 W	IP 20
	2 x GU10	■ BLACK / MATTE SILVER	C051CL-U-2BMS	10 W	IP 20
	2 x GU10	□ WHITE / MATTE GOLD	C051CL-U-2WMG	10 W	IP 20
	2 x GU10	□ WHITE / MATTE SILVER	C051CL-U-2WMS	10 W	IP 20



C051CL-U-2B

Recessed light source for anti-glare effect.

Swivel mechanism of the compact body to change the direction of the light beam.



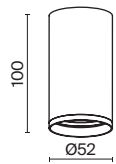
Focus S


^{EN} Metal body. Swivel mechanism. Optional mounts: built-in and removable (for one or two dome lamps). Great choice of colors. The light source is a lamp with a GU10 base.

^{DE} Metallrahmen. Schwenkvorrichtung. Befestigungen zur Auswahl: Einbau- und Aufsatzbefestigungen (für einen oder zwei Lampenschirme). Große Auswahl an Farbtönen. Lichtquelle: Ein Leuchtmittel mit einer Fassung GU10.

^{IT} Corpo in metallo. Meccanismo girevole. Fissaggi a scelta: integrato e sovrapposto (per una o due plafoniere). Ampia gamma di colori. La sorgente luminosa è una lampadina con attacco GU10.

^{FR} Corps métallique. Mécanisme pivotant. Fixations au choix: encastrées et en saillie (pour un ou deux globes). Large choix de couleurs. Source de lumière: ampoule à culot GU10.



LAMP	NUMBER OF LAMPS	COLOR	ARTICLE	MAX W LAMPS	IP
GU10	1 x GU10	■ BLACK	C052CL-01B	10 W	IP 20
	1 x GU10	□ WHITE	C052CL-01W	10 W	IP 20
	1 x GU10	■ MATTE GOLD	C052CL-01MG	10 W	IP 20
	1 x GU10	■ BRASS	C052CL-01BS	10 W	IP 20



C051CL-01B

Recessed light source for anti-glare effect.



Focus ZOOM

^{EN} LED ceiling lamps of the Focus Zoom series are made of metal in black and white colors. Models have an adjustable beam angle (15° to 50°), which will allow you to place accents in the interior or create a more versatile and wide angle of lighting. Lamps with a built-in LED light source have a high color rendering index and two color temperature options: 3000K, 4000K.

^{DE} Die LED-Deckenleuchten der Serie Focus Zoom sind aus Metall in Schwarz und Weiß gefertigt. Die Modelle verfügen über einen einstellbaren Streuwinkel (von 15° bis 50°), wodurch Sie Akzente im Innenraum setzen oder einen vielseitigeren und breiteren Beleuchtungswinkel schaffen können. Die Leuchten mit integrierter LED-Lichtquelle haben einen hohen Farbwiedergabeindex und zwei Farbtemperatur-Optionen: 3000K, 4000K.

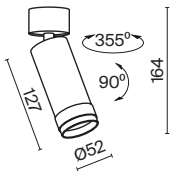
^{IT} Le lampade da soffitto a LED di serie Focus Zoom sono realizzate di metallo in colori il bianco e il nero.

I modelli hanno un angolo di dispersione regolabile (da 15° a 50°), cosa si permetterà di mettere accenti all'interno oppure fare l'angolo di illuminazione più universale e ampio. Le lampade con la sorgente luminosa a LED da incasso hanno l'indice di resa cromatica elevato e le due opzioni di temperatura di colore: 3000K, 4000K.

^{FR} Les plafonniers LED de la série Focus Zoom sont en métal en noir et blanc. Les modèles ont un angle de dispersion réglable (de 15° à 50°), ce qui vous permettra de placer des accents à l'intérieur ou de créer un angle d'éclairage plus polyvalent et plus large. Les lampes avec source de lumière LED intégrée ont un indice de rendu des couleurs élevé et deux options de température de couleur : 3000 K, 4000 K.



LEDS EPISTAR COB



BEAM ANGLE	CCT	COLOR	ARTICLE	POWER	LIGHT FLUX	DIMMABLE	IP
	3K WARM	BLACK	C055CL-L12W3K-Z-B	12 W	790 LM	NO	IP 20
	3K WARM	WHITE	C055CL-L12W3K-Z-W	12 W	850 LM	NO	IP 20
	4K DAY	BLACK	C055CL-L12W4K-Z-B	12 W	890 LM	NO	IP 20
	4K DAY	WHITE	C055CL-L12W4K-Z-W	12 W	960 LM	NO	IP 20



C055CL-L12B3K-W-B

Recessed light source for anti-glare effect.
15° - 50° Beam angle adjustment.

Revolving mechanism of the case for changing
the light beam direction.



Accessories and optics

^{EN} Replaceable lens to adjust the beam angle (15°, 24°, 36° and 50°).

^{DE} Auswechselbare Linse zur Einstellung des Streuwinkels (15°, 24°, 36° und 50°).

^{IT} Lente intercambiabile per regolare l'angolo di diffusione (15°, 24°, 36° e 50°).


^{FR} Lentille amovible pour le réglage de l'angle de diffusion (sur 15°, 24°, 36° et 50°).

Set of professional accessories and optics for light design

ANTI-DAZZLE FILTERS

ARTICLE	DIAMETER	COMPATIBILITY
HONEYCOMB-D38	42 MM	C055CL-L12B3K-W-B C055CL-L12B4K-W-B C055CL-L12W3K-W-W C055CL-L12W4K-W-W C055CL-L12W3K-W-BS C055CL-L12W4K-W-BS C056CL-L12B3K-W-B C056CL-L12B4K-W-B C056CL-L12W3K-W-W C056CL-L12W4K-W-W C056CL-L12W3K-W-BS C056CL-L12W4K-W-BS C053CL-L12W3K-W-W C053CL-L12W4K-W-W C053CL-L12W3K-W-B C053CL-L12W4K-W-B C053CL-L12W3K-W-BS C053CL-L12W4K-W-BS

HONEYCOMB-D45	53 MM	C080CL-01-GU10-B C080CL-01-GU10-MG C080CL-01-GU10-W C080WL-02-GU10-B C080WL-02-GU10-MG C080WL-02-GU10-W C081CL-01-GU10-B C081CL-01-GU10-MG C081CL-01-GU10-W C082CL-01-GU10-B 4K-W-BS
---------------	-------	---




WHITE RING

ARTICLE	DIAMETER	COMPATIBILITY
RINGM-12-W	50 MM	C055CL-L12B3K-W-B C055CL-L12B4K-W-B C055CL-L12W3K-W-W C055CL-L12W4K-W-W C055CL-L12W3K-W-BS C055CL-L12W4K-W-BS C056CL-L12B3K-W-B C056CL-L12B4K-W-B C056CL-L12W3K-W-W C056CL-L12W4K-W-W C056CL-L12W3K-W-BS C056CL-L12W4K-W-BS C053CL-L12W3K-W-W C053CL-L12W4K-W-W C053CL-L12W3K-W-B C053CL-L12W4K-W-B C053CL-L12W3K-W-BS C053CL-L12W4K-W-BS






Allows creating a combination of White/White, Black / White.



To install a new lens in the FOCUS LED luminaire, unscrew the trim, replace the lens with a new one and screw the trim ring back.

To install an anti-glare filter in a FOCUS LED luminaire, unscrew the trim, install a light filter into it and screw the trim ring back.

LENSES

BEAM ANGLE	ARTICLE	DIAMETER	COMPATIBILITY
SUPER SPOT 	LENSD38-15	43 MM	C055CL-L12B3K-W-B C055CL-L12B4K-W-B C055CL-L12W3K-W-W C055CL-L12W4K-W-W C055CL-L12W3K-W-BS C055CL-L12W4K-W-BS C056CL-L12B3K-W-B C056CL-L12B4K-W-B C056CL-L12W3K-W-W C056CL-L12W4K-W-W C056CL-L12W3K-W-BS C056CL-L12W4K-W-BS
SPOT 	LENSD38-24	43 MM	C053CL-L12W3K-W-W C053CL-L12W4K-W-W C053CL-L12W3K-W-B C053CL-L12W4K-W-B C053CL-L12W3K-W-BS C053CL-L12W4K-W-BS
MEDIUM 	LENSD38-36	43 MM	



Elti

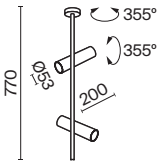
^{EN} Metal body. Adjustment of a light flux on 360 ° (in a horizontal plane) and 180° (in a vertical plane). The light source is a lamp with a GU10 base (not included).


^{DE} Metallrahmen. Einstellbarer Lichtstrom um 360° (horizontal) und 180° (vertikal).

Lichtquelle: Ein Leuchtmittel mit einer Fassung GU10 (nicht im Lieferumfang enthalten).

^{IT} Corpo in metallo. Regolazione del flusso luminoso su 360° (in un piano orizzontale) e 180° (in un piano verticale). La sorgente luminosa è una lampadina con attacco GU10 (non inclusa).

^{FR} Corps en métal. Réglage du flux lumineux à 360° (sur le plan horizontal) et à 180° (sur le plan vertical). Source de lumière: ampoule à culot GU10 (non comprise dans le lot).




LAMP	NUMBER OF LAMPS	COLOR	ARTICLE	MAX W LAMPS	IP
GU10	2 x GU10	■ BLACK	C021CL-02B	50 W	IP 20
	2 x GU10	□ WHITE	C021CL-02W	50 W	IP 20

390



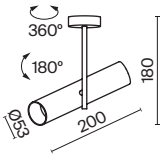
C021CL-02B


Flexible adjustment of the light flux by 360° in the horizontal plane and 180° in the vertical plane separately for each light source.



Elti

^{EN} Metal body. Adjustment of a light flux on 360 ° (in a horizontal plane) and 180° (in a vertical plane). The light source is a lamp with a GU10 base (not included).
^{DE} Metallrahmen. Einstellbarer Lichtstrom um 360° (horizontal) und 180° (vertikal).
 Lichtquelle: Ein Leuchtmittel mit einer Fassung GU10 (nicht im Lieferumfang enthalten).
^{IT} Corpo in metallo. Regolazione del flusso luminoso su 360° (in un piano orizzontale) e 180° (in un piano verticale). La sorgente luminosa è una lampadina con attacco GU10 (non inclusa).
^{FR} Corps en métal. Réglage du flux lumineux à 360° (sur le plan horizontal) et à 180° (sur le plan vertical). Source de lumière: ampoule à culot GU10 (non comprise dans le lot).



LAMP	NUMBER OF LAMPS	COLOR	ARTICLE	MAX W LAMPS	IP
GU10	1x GU10	■ BLACK	C020CL-01B	50 W	IP 20
	1x GU10	□ WHITE	C020CL-01W	50 W	IP 20
	1x GU10	■ BLACK / GOLD	C020CL-01GB	50 W	IP 20

392



C020CL-01B

Flexible adjustment of the light flux by 360° in the horizontal plane and 180° in the vertical plane separately for each light source.



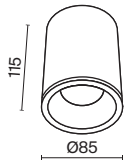
Zoom


^{EN} Metal body. High protection class IP65. Light source - GU10 lamp (not included).

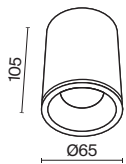
^{DE} Metallrahmen. Hohe Schutzart IP65. Lichtquelle: Ein Leuchtmittel mit einer Fassung GU10 (nicht im Lieferumfang enthalten).


^{IT} Corpo in metallo. Classe di protezione elevata IP65. Sorgente luminosa - Lampadina GU10 (non inclusa).

^{FR} Corps en métal. Haute classe de protection IP65. Source de lumière: ampoule GU10 (non comprise dans le lot).



LAMP	NUMBER OF LAMPS	COLOR	ARTICLE	MAX W LAMPS	IP
GU10	1x GU10	■ BLACK	C029CL-01B	50 W	IP 65
	1x GU10	□ WHITE	C029CL-01W	50 W	IP 65



LAMP	NUMBER OF LAMPS	COLOR	ARTICLE	MAX W LAMPS	IP
GU10	1x GU10	■ BLACK	C029CL-01-S-B	50 W	IP 65
	1x GU10	□ WHITE	C029CL-01-S-W	50 W	IP 65



C029CL-01B

Recessed light source for anti-glare effect.

IP65 *Suitable for use in wet areas.



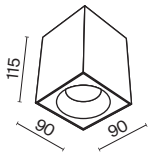
Zoom


^{EN} Metal body. High protection class IP65. Light source – GU10 lamp (not included).

^{DE} Metallrahmen. Hohe Schutzart IP65. Lichtquelle: Ein Leuchtmittel mit einer Fassung GU10 (nicht im Lieferumfang enthalten).

^{IT} Corpo in metallo. Classe di protezione elevata IP65. Sorgente luminosa – Lampadina GU10 (non inclusa).

^{FR} Corps en métal. Haute classe de protection IP65. Source de lumière: ampoule GU10 (non comprise dans le lot).



LAMP	NUMBER OF LAMPS	COLOR	ARTICLE	MAX W LAMPS	IP
GU10	1 x GU10	■ BLACK	C030CL-01B	50 W	IP 65
	1 x GU10	□ WHITE	C030CL-01W	50 W	IP 65



C030CL-01B

IP65 * Suitable for use in wet areas.

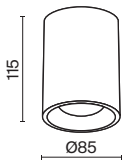
Slim

^{EN} Metal body. Some models with a lamp recessed deep into the body. Light source with GU10 base (not included).

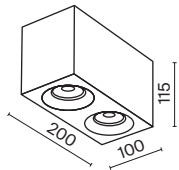
^{DE} Metallrahmen. Einige Modelle haben ein im Rahmen versenktes Leuchtmittel. Eine Lichtquelle mit einer Fassung GU10 (nicht im Lieferumfang enthalten).

^{IT} Corpo in metallo. Alcuni modelli con una lampadina incassata in profondità nel corpo. Sorgente luminosa con attacco GU10 (non inclusa).

^{FR} Corps en métal. Partie des modèles avec ampoule profondément encastrée dans le corps. Source de lumière à culot GU10 (non comprise dans le lot).



LAMP	NUMBER OF LAMPS	COLOR	ARTICLE	MAX W LAMPS	IP
	1 x GU10	■ BLACK	C012CL-01B	50 W	IP 20
	1 x GU10	□ WHITE	C012CL-01W	50 W	IP 20



LAMP	NUMBER OF LAMPS	COLOR	ARTICLE	MAX W LAMPS	IP
	2 x GU10	■ BLACK	C013CL-02B	50 W	IP 20
	2 x GU10	□ WHITE	C013CL-02W	50 W	IP 20



C012CL-01B



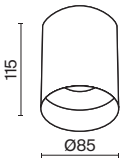
Slim


^{EN} Metal body. Some models with a lamp recessed deep into the body. Light source with GU10 base (not included).

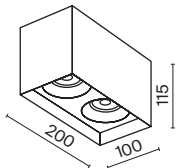
^{DE} Metallrahmen. Einige Modelle haben ein im Rahmen versenktes Leuchtmittel. Eine Lichtquelle mit einer Fassung GU10 (nicht im Lieferumfang enthalten).


^{IT} Corpo in metallo. Alcuni modelli con una lampadina incassata in profondità nel corpo. Sorgente luminosa con attacco GU10 (non inclusa).

^{FR} Corps en métal. Partie des modèles avec ampoule profondément encastrée dans le corps. Source de lumière à culot GU10 (non comprise dans le lot).



LAMP	NUMBER OF LAMPS	COLOR	ARTICLE	MAX W LAMPS	IP
GU10	1 x GU10	■ BLACK	C014CL-01B	50 W	IP 20
	1 x GU10	□ WHITE	C014CL-01W	50 W	IP 20



LAMP	NUMBER OF LAMPS	COLOR	ARTICLE	MAX W LAMPS	IP
GU10	2 x GU10	■ BLACK	C015CL-02B	50 W	IP 20
	2 x GU10	□ WHITE	C015CL-02W	50 W	IP 20



C014CL-01W

Recessed light source for anti-glare effect.



Yin

^{EN} Metal body. Swivel mechanism for adjusting the light flux. Some models are dimmable. LED light source.

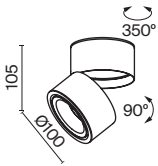
^{DE} Metallrahmen. Schwenkvorrichtung zur Einstellung des Lichtstroms. Einige Modelle sind dimmbar. LED-Lichtquelle.

^{IT} Corpo in metallo. Meccanismo girevole per la regolazione del flusso luminoso. Alcuni modelli sono dimmerabili. Sorgente luminosa LED.

^{FR} Corps métallique. Mécanisme pivotant pour le réglage du flux lumineux. Partie des modèles avec variateur. Source de lumière LED.



LEDS BRIDGELUX



BEAM ANGLE	CCT	COLOR	ARTICLE	POWER	LIGHT FLUX	DIMMABLE	IP
SPOT 	3K WARM	BLACK	C084CL-15W3K-B	15 W	750 LM	NO	IP 20
	3K WARM	WHITE	C084CL-15W3K-W	15 W	850 LM	NO	IP 20
	4K DAY	BLACK	C084CL-15W4K-B	15 W	850 LM	NO	IP 20
	4K DAY	WHITE	C084CL-15W4K-W	15 W	930 LM	NO	IP 20
	3K WARM	BLACK	C084CL-15W3K-D-B	15 W	720 LM	TRIAC	IP 20
	3K WARM	WHITE	C084CL-15W3K-D-W	15 W	790 LM	TRIAC	IP 20
	4K DAY	BLACK	C084CL-15W4K-D-B	15 W	780 LM	TRIAC	IP 20
	4K DAY	WHITE	C084CL-15W4K-D-W	15 W	880 LM	TRIAC	IP 20



C084CL-15W3K-W

CRI>90 *High color rendering index allows you to maximize the interior colors.

24° concentrating lens for bright accent lighting.



Onda

^{EN} Metal body. Wide beam angle is 120°. Swivel hinge for adjusting the light flux. LED light source.

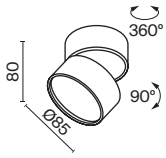
^{DE} Metallrahmen. Breiter Lichtstreuwinkel 120°. Schwenkscharnier zur Einstellung des Lichtstroms. LED-Lichtquelle.


^{IT} Corpo in metallo. Ampio angolo di diffusione 120°. Cerniera girevole per la regolazione del flusso luminoso. Sorgente luminosa LED.

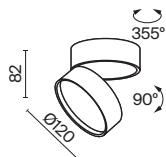
^{FR} Corps métallique. Grand angle de diffusion de 120°. Charnière pivotante pour le réglage du flux lumineux. Source de lumière LED.




LEDS OSRAM



BEAM ANGLE	CCT	COLOR	ARTICLE	POWER	LIGHT FLUX	DIMMABLE	IP
WASH WIDE 	3K WARM	■ BLACK	C024CL-L12B3K	12 W	650 LM	NO	IP 20
	3K WARM	□ WHITE	C024CL-L12W3K	12 W	850 LM	NO	IP 20
	4K DAY	■ BLACK	C024CL-L12B4K	12 W	700 LM	NO	IP 20
	4K DAY	□ WHITE	C024CL-L12W4K	12 W	900 LM	NO	IP 20




BEAM ANGLE	CCT	COLOR	ARTICLE	POWER	LIGHT FLUX	DIMMABLE	IP
WASH WIDE 	3K WARM	■ BLACK	C024CL-L18B	18 W	1000 LM	NO	IP 20
	3K WARM	□ WHITE	C024CL-L18W	18 W	1500 LM	NO	IP 20
	4K DAY	■ BLACK	C024CL-L18B4K	18 W	1100 LM	NO	IP 20
	4K DAY	□ WHITE	C024CL-L18W4K	18 W	1400 LM	NO	IP 20



C024CL-L12B3K

Adjustment of the direction of the light flux 360° in the horizontal plane and 90° in the vertical plane.



Dafne

^{EN} Metal body. Swivel mechanism for adjusting the light flux. LED light source.

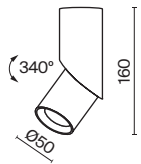
^{DE} Metallrahmen. Schwenkvorrichtung zur Einstellung des Lichtstroms. LED-Lichtquelle.


^{IT} Corpo in metallo. Meccanismo girevole per la regolazione del flusso luminoso. Sorgente luminosa LED.

^{FR} Corps métallique. Mécanisme pivotant pour le réglage du flux lumineux. Source de lumière LED.



LEDS SANAN




BEAM ANGLE	CCT	COLOR	ARTICLE	POWER	LIGHT FLUX	DIMMABLE	IP
MEDIUM 	3K WARM	■ BLACK	C027CL-L10B	10 W	800 LM	NO	IP 20
	3K WARM	□ WHITE	C027CL-L10W	10 W	800 LM	NO	IP 20
	4K DAY	■ BLACK	C027CL-L10B4K	10 W	1000 LM	NO	IP 20
	4K DAY	□ WHITE	C027CL-L10W4K	10 W	1060 LM	NO	IP 20



C027CL-L10B

CRI>90 *High color rendering index allows you to maximize the interior colors.





PLANET

C009CW-L12B

– I love to amaze. Observing the gleam in people's eyes, their vivid, rapid delight that ensues at the press of a button brings me an overwhelming feeling of joy, a gratification like no other. It's a small gesture that if shared can change the whole day.

Planet Surface-mounted Light Fixture Featuring two Illumination Modes

Planet

^{EN} Metal body. Wide beam angle is 120°. Two LED light sources for basic and decorative lighting.

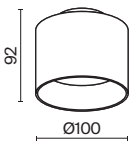
^{DE} Metallrahmen. Breiter Lichtstreuwinkel 120°. Zwei LED-Lichtquellen für Haupt- und dekorative Beleuchtung.


^{IT} Corpo in metallo. Ampio angolo di diffusione 120°. Due sorgenti luminose a LED per l'illuminazione di base e decorativa.

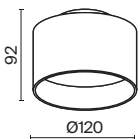
^{FR} Corps métallique. Grand angle de diffusion de 120°. Deux sources de lumière LED pour l'éclairage principal et décoratif.




LEDS SANAN



BEAM ANGLE	CCT	COLOR	ARTICLE	POWER	LIGHT FLUX	DIMMABLE	IP
WASH WIDE 	3K WARM	BLACK	C009CW-L12B	12 W	550 LM	NO	IP 20
	3K WARM	WHITE	C009CW-L12W	12 W	750 LM	NO	IP 20
	4K DAY	BLACK	C009CW-L12B4K	12 W	500 LM	NO	IP 20
	4K DAY	WHITE	C009CW-L12W4K	12 W	500 LM	NO	IP 20



BEAM ANGLE	CCT	COLOR	ARTICLE	POWER	LIGHT FLUX	DIMMABLE	IP
WASH WIDE 	3K WARM	BLACK	C009CW-L16B	16 W	800 LM	NO	IP 20
	3K WARM	WHITE	C009CW-L16W	16 W	1000 LM	NO	IP 20
	4K DAY	BLACK	C009CW-L16B4K	16 W	750 LM	NO	IP 20
	4K DAY	WHITE	C009CW-L16W4K	16 W	1050 LM	NO	IP 20



C009CW-L16B

Decorative contour lighting.



Pauline

^{EN} Aluminium fittings. Colors: black and white. An acrylic ring creates a soft glow and eliminates the glare effect. Light source: GX53 lamp (not included).

Protection rating: IP 44.

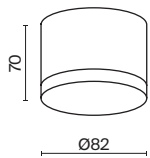
^{DE} Material der Beschläge - Aluminium Farbtöne - Schwarz und Weiß. Der Acyrling erzeugt ein sanftes Licht und schließt die Blendwirkung aus. Lichtquelle – ein Leuchtmittel GX53 (nicht im Lieferumfang enthalten).





Schutzart IP 44.

^{IT} Il materiale dell'armatura è l'alluminio. Le tonalita' sono il bianco e il nero. L'anello acrilico diffonde una luce morbida ed elimina l'effetto accecante. La sorgente luminosa è una lampada GX53 (non e' inclusa).

Il grado di protezione e' IP 44.

^{FR} Le matériau de l'armature est en aluminium. Teintes - noir et blanc. L'anneau acrylique crée une douce lueur et élimine l'effet d'éblouissement. Source de lumière - Lampe GX53 (non incluse). Degré de protection IP 44.



LAMP	NUMBER OF LAMPS	COLOR	ARTICLE	MAX W LAMPS	IP
	1 x GX53	 BLACK	C087CL-GX53-B	15 W	IP 44
	1 x GX53	 WHITE	C087CL-GX53-W	15 W	IP 44



C087CL-GX53-W

Light source with acrylic diffuser for anti-glare effect.

IP44 *Suitable for use in wet areas.



Pauline

^{EN} Aluminium fittings. Colors: black and white. An acrylic ring creates a soft glow and eliminates the glare effect. Light source: GX53 lamp (not included).

Protection rating: IP 44.

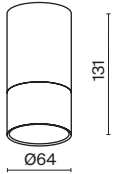
^{DE} Material der Beschläge - Aluminium Farbtöne - Schwarz und Weiß. Der Acyrling erzeugt ein sanftes Licht und schließt die Blendwirkung aus. Lichtquelle – ein Leuchtmittel GX53 (nicht im Lieferumfang enthalten).

Schutzart IP 44.

^{IT} Il materiale dell'armatura è l'alluminio. Le tonalita' sono il bianco e il nero. L'anello acrilico diffonde una luce morbida ed elimina l'effetto accecante. La sorgente luminosa è una lampada GX53 (non e' inclusa).


Il grado di protezione e' IP 44.

^{FR} Le matériau de l'armature est en aluminium. Teintes - noir et blanc. L'anneau acrylique crée une douce lueur et élimine l'effet d'éblouissement. Source de lumière - Lampe GX53 (non incluse). Degré de protection IP 44.



LAMP	NUMBER OF LAMPS	COLOR	ARTICLE	MAX W LAMPS	IP
GU10	1 x GX53	■ BLACK	C007CW-01B	15 W	IP 44





C007CW-01B

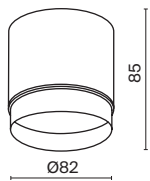
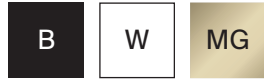
Light source with acrylic diffuser for anti-glare effect.


IP44 *Suitable for use in wet areas.



Polar

^{EN} Modern design. Metal body. Up-to-date colors: black, white and matte gold. The light source - GX53 lamp (not included) - provides effective lighting of the space.
^{DE} Modernes Design. Metallrahmen. Aktuelle Farben - Schwarz, Weiß und Mattes Gold. Lichtquelle - ein Leuchtmittel mit einer GX53-Fassung (nicht im Lieferumfang enthalten) sorgt für eine wirkungsvolle Raumbeleuchtung.
^{IT} Il design moderno. Corpo e' di metallo. I colori attuali sono nero, bianco ed oro opaco. La sorgente luminosa e' la lampada di GX53 (non inclusa in set completo) fornisce un'illuminazione efficiente dello spazio.
^{FR} Design moderne. Corps en métal. Couleurs actuelles - noir, blanc et or mat. Source de lumière - la lampe GX53 (non incluse) fournit un éclairage efficace de l'espace.



LAMP	NUMBER OF LAMPS	COLOR	ARTICLE	MAX W LAMPS	IP
GX53	1 X GX53	■ BLACK	C088CL-GX53-B	15 W	IP 20
	1 X GX53	□ WHITE	C088CL-GX53-W	15 W	IP 20
	1 X GX53	■ MATTE GOLD	C088CL-GX53-MG	15 W	IP 20



C088CL-GX53-B

Minimalistic design.



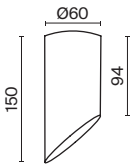
Lipari

^{EN} Metal body with a trendy oblique cut of the dome lamp. The light source is a lamp with a GU10 base (not included).

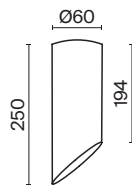
^{DE} Metallrahmen mit trendigem schrägen Schnitt des Lampenschirms. Lichtquelle: Ein Leuchtmittel mit einer Fassung GU10 (nicht im Lieferumfang enthalten).

^{IT} Corpo in metallo con taglio obliquo alla moda della plafoniera. La sorgente luminosa è una lampadina con attacco GU10 (non inclusa).

^{FR} Corps métallique à coupe oblique tendance du globe. Source de de lumière: ampoule à culot GU10 (non comprise dans le lot).



LAMP	NUMBER OF LAMPS	COLOR	ARTICLE	MAX W LAMPS	IP
GU10	1 x GU10	BLACK / MATTE GOLD	C044CL-01-15GU10-B	35 W	IP 20
	1 x GU10	WHITE / MATTE GOLD	C044CL-01-15GU10-W	35 W	IP 20




LAMP	NUMBER OF LAMPS	COLOR	ARTICLE	MAX W LAMPS	IP
GU10	1 x GU10	BLACK / MATTE GOLD	C044CL-01-25GU10-B	35 W	IP 20
	1 x GU10	WHITE / MATTE GOLD	C044CL-01-25GU10-W	35 W	IP 20



C044CL-01-15GU10-B

Recessed light source for anti-glare effect.



Orlo

^{EN} Metal body. Decorative light ring. Wide beam angle is 120°. LED light source.

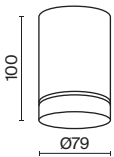
^{DE} Metallrahmen. Dekorativer Lichtring. Breiter Lichtstreuwinkel 120°. LED-Lichtquelle.


^{IT} Corpo in metallo. Anello luminoso decorativo. Ampio angolo di diffusione 120°. Sorgente luminosa LED.

^{FR} Corps métallique. Anneau lumineux décoratif. Grand angle de diffusion de 120°. Source de lumière LED.



LEDS SANAN



BEAM ANGLE	CCT	COLOR	ARTICLE	POWER	LIGHT FLUX	DIMMABLE	IP
 120°	3K WARM	■ BLACK	C085CL-9W3K-B	9 W	250 LM	NO	IP 20
	3K WARM	□ WHITE	C085CL-9W3K-W	9 W	350 LM	NO	IP 20
	4K DAY	■ BLACK	C085CL-9W4K-B	9 W	300 LM	NO	IP 20
	4K DAY	□ WHITE	C085CL-9W4K-W	9 W	400 LM	NO	IP 20

420



C085CL-9W4K-W

CRI>90 *High color rendering index allows you to maximize the interior colors.

Recessed light source for anti-glare effect.



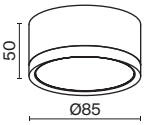
Hoop


EN Metal body. Light source – GX53 lamp (not included).

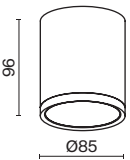
DE Metallrahmen. Lichtquelle: Ein Leuchtmittel mit einer Fassung GX53 (nicht im Lieferumfang enthalten).


IT Corpo in metallo. Sorgente luminosa – Lampada GX53 (non inclusa).

FR Corps métallique. Source de lumière: ampoule GX53 (non comprise dans le lot).



LAMP	NUMBER OF LAMPS	COLOR	ARTICLE	MAX W LAMPS	IP
GX53	1 x GX53	■ BLACK	C086CL-GX53-SRD-B	15 W	IP 20
	1 x GX53	□ WHITE	C086CL-GX53-SRD-W	15 W	IP 20
	1 x GX53	■ MATTE GOLD / BLACK	C086CL-GX53-SRD-BG	15 W	IP 20



LAMP	NUMBER OF LAMPS	COLOR	ARTICLE	MAX W LAMPS	IP
GX53	1 x GX53	■ BLACK	C086CM-GX53-MRD-B	15 W	IP 20
	1 x GX53	□ WHITE	C086CM-GX53-MRD-W	15 W	IP 20
	1 x GX53	■ MATTE GOLD / BLACK	C086CM-GX53-MRD-BG	15 W	IP 20



C086CM-GX53-MRD-W



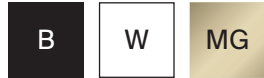
Vega

^{EN} The compact ceiling lamps, among the most sought-after models in the lighting market, seamlessly integrate into spaces, even the most modest in size, while effortlessly adapting to diverse interior styles. These fixtures incorporate energy-efficient LED light sources renowned for their reliability and durability, providing a soft and consistently uniform luminous flux.

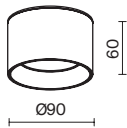
^{DE} Kompakte Deckenleuchten sind eines der beliebtesten Modelle auf dem Beleuchtungsmarkt. Sie passen selbst in die kleinsten Innenräume und sind für jeden Stil geeignet. Energieeffiziente LED-Lichtquellen sind zuverlässig und langlebig im Betrieb und geben einen weichen und gleichmäßigen Lichtstrom ab.

^{IT} Le lampade da soffitto compatte sono uno dei modelli più popolari nel mercato dell'illuminazione. Si adattano facilmente allo spazio anche degli interni più piccoli e si adattano a qualsiasi stile. Le sorgenti luminose a LED ad alta efficienza energetica sono affidabili e di lunga durata, producono un flusso luminoso morbido e uniforme.

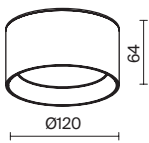
^{FR} Les plafonniers compacts sont l'un des modèles les plus populaires sur le marché de l'éclairage. Ils s'inscrivent facilement dans l'espace des intérieurs même les plus petits et s'adaptent à tous les styles. Les sources lumineuses LED à économie d'énergie sont fiables et durables en fonctionnement, donnant un flux lumineux doux et uniforme.



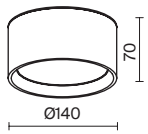
LEDS SMD




BEAM ANGLE	CCT	COLOR	ARTICLE	POWER	LIGHT FLUX	DIMMABLE	IP
WIDE WASH 	3K WARM	 BLACK	C089CL-8W3K-B	8 W	580 LM	NO	IP 20
	3K WARM	 WHITE	C089CL-8W3K-W	8 W	580 LM	NO	IP 20
	3K WARM	 MATTE GOLD	C089CL-8W3K-BMG	8 W	580 LM	NO	IP 20



BEAM ANGLE	CCT	COLOR	ARTICLE	POWER	LIGHT FLUX	DIMMABLE	IP
WIDE WASH 	3K WARM	 BLACK	C089CL-12W3K-B	12 W	890 LM	NO	IP 20
	3K WARM	 WHITE	C089CL-12W3K-W	12 W	890 LM	NO	IP 20
	3K WARM	 MATTE GOLD	C089CL-12W3K-BMG	12 W	890 LM	NO	IP 20



BEAM ANGLE	CCT	COLOR	ARTICLE	POWER	LIGHT FLUX	DIMMABLE	IP
WIDE WASH 	3K WARM	■ BLACK	C089CL-15W3K-B	15 W	1020 LM	NO	IP 20
	3K WARM	□ WHITE	C089CL-15W3K-W	15 W	1030 LM	NO	IP 20
	3K WARM	■ MATTE GOLD	C089CL-15W3K-BMG	15 W	1020 LM	NO	IP 20

Modern design.

CRI>90 *High color rendering index allows you to maximize the interior colors.



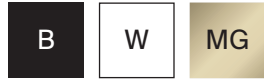
Hydra

^{EN} Compact ceiling lamps Hydra have an aesthetic appearance. The IP 44 degree of protection makes them suitable for use in damp locations. The models are available in trendy colors: black, white and matte gold.

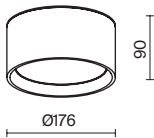
^{DE} Kompakte Hydra-Deckenleuchten haben ein ästhetisches Aussehen. Dank der Schutzklasse IP 44 können sie in Feuchträumen eingesetzt werden. Die Modelle erhältlich in Trendfarben erhältlich: Schwarz, Weiß, Mattes Gold.


^{IT} Le lampade da soffitto compatte Hydra hanno un aspetto estetico. Grazie al grado di protezione IP 44, possono essere utilizzati in ambienti umidi. I modelli sono presentati nei colori di tendenza: nero, bianco, l'oro di opaco.

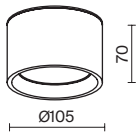
^{FR} Les plafonniers compacts Hydra ont un aspect élégant. Grâce au degré de protection IP 44, ils peuvent être utilisés dans des pièces humides. Les modèles sont présentés dans les couleurs tendance: noir, blanc, or mat.




LEDS SMD



BEAM ANGLE	CCT	COLOR	ARTICLE	POWER	LIGHT FLUX	DIMMABLE	IP
 120°	3K WARM	■ BLACK	C090CL-15W3K-B	15 W	1390 LM	NO	IP 44
	3K WARM	□ WHITE	C090CL-15W3K-W	15 W	1270 LM	NO	IP 44
	3K WARM	■ MATTE GOLD	C090CL-15W3K-MG	15 W	1320 LM	NO	IP 44



BEAM ANGLE	CCT	COLOR	ARTICLE	POWER	LIGHT FLUX	DIMMABLE	IP
 120°	3K WARM	■ BLACK	C090CL-10W3K-B	10 W	600 LM	NO	IP 44
	3K WARM	□ WHITE	C090CL-10W3K-W	10 W	650 LM	NO	IP 44
	3K WARM	■ MATTE GOLD	C090CL-10W3K-MG	10 W	740 LM	NO	IP 44



C090CL-15W3K-W

CRI>90 *High color rendering index allows you to maximize the interior colors.

IP44 *Suitable for use in wet areas.



LED energy efficient light source.



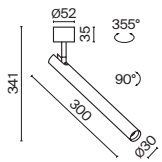
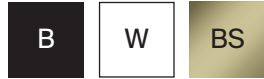
Focus T

^{EN} A metallic housing, colors - black, white, black + brass finishes, encases these fixtures. Their compact shade diameter and the discreet integration of the LED light source within the housing ensure a gentle and soothing illumination experience for the eyes.

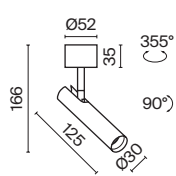
^{DE} Metallrahmen, Farben - Schwarz, Weiß und Schwarz + Messing. Kompakter Lampenschirmdurchmesser. Die Led-Lichtquelle ist für den Komfort der Augen in den Rahmen versenkt.

^{IT} Corpo e' in metallo, i colori sono nero, bianco e nero + ottone. Il diametro compatto del paralume. La sorgente luminosa a LED è incassata nel corpo per il comfort degli occhi.


^{FR} Le boîtier est en métal, les couleurs sont noir, blanc et noir + laiton. Diamètre compact du plafonnier. La source de lumière LED est noyée dans le boîtier pour le confort plus grand des yeux.



BEAM ANGLE	CCT	COLOR	ARTICLE	POWER	LIGHT FLUX	DIMMABLE	IP
MEDIUM 	3K WARM	BLACK	C141CL-L300-6W3K-B	6 W	270 LM	NO	IP 20
	3K WARM	BRASS	C141CL-L300-6W3K-BBS	6 W	280 LM	NO	IP 20
	3K WARM	WHITE	C141CL-L300-6W3K-W	6 W	290 LM	NO	IP 20



BEAM ANGLE	CCT	COLOR	ARTICLE	POWER	LIGHT FLUX	DIMMABLE	IP
MEDIUM 	3K WARM	BLACK	C141CL-L125-6W3K-B	6 W	280 LM	NO	IP 20
	3K WARM	BRASS	C141CL-L125-6W3K-BBS	6 W	290 LM	NO	IP 20
	3K WARM	WHITE	C141CL-L125-6W3K-W	6 W	290 LM	NO	IP 20



C141CL-L300-6W3K-W

Recessed light source.

Rotary mechanism. LED energy efficient light source.



ANTI-DAZZLE FILTERS

ARTICLE	DIAMETER
HONEYCOMB-D26	26 MM



HoneyComb-D24 accessory is applicable to Focus T.

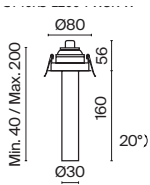
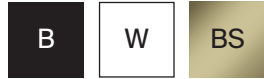
Focus T

^{EN} A metallic housing, colors - black, white, black + brass finishes, encases these fixtures. Their compact shade diameter and the discreet integration of the LED light source within the housing ensure a gentle and soothing illumination experience for the eyes.

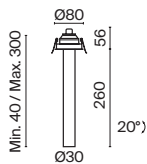
^{DE} Metallrahmen, Farben - Schwarz, Weiß und Schwarz + Messing. Kompakter Lampenschirmdurchmesser. Die Led-Lichtquelle ist für den Komfort der Augen in den Rahmen versenkt.

^{IT} Corpo e' in metallo, i colori sono nero, bianco e nero + ottone. Il diametro compatto del paralume. La sorgente luminosa a LED è incassata nel corpo per il comfort degli occhi.

^{FR} Le boîtier est en métal, les couleurs sont noir, blanc et noir + laiton. Diamètre compact du plafonnier. La source de lumière LED est noyée dans le boîtier pour le confort plus grand des yeux.

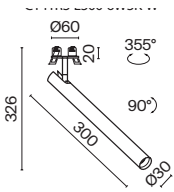



BEAM ANGLE	CCT	COLOR	ARTICLE	POWER	LIGHT FLUX	DIMMABLE	IP
MEDIUM 	3K WARM	BLACK	C140RS-L200-7W3K-B	6 W	460 LM	NO	IP 20
	3K WARM	BRASS	C140RS-L200-7W3K-BBS	6 W	460 LM	NO	IP 20
	3K WARM	WHITE	C140RS-L200-7W3K-W	6 W	460 LM	NO	IP 20

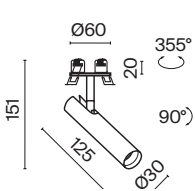



BEAM ANGLE	CCT	COLOR	ARTICLE	POWER	LIGHT FLUX	DIMMABLE	IP
MEDIUM 	3K WARM	BLACK	C140RS-L300-7W3K-B	6 W	460 LM	NO	IP 20
	3K WARM	BRASS	C140RS-L300-7W3K-BBS	6 W	460 LM	NO	IP 20
	3K WARM	WHITE	C140RS-L300-7W3K-W	6 W	460 LM	NO	IP 20

430



BEAM ANGLE	CCT	COLOR	ARTICLE	POWER	LIGHT FLUX	DIMMABLE	IP
 MEDIUM	3K WARM	■ BLACK	C141RS-L300-6W3K-B	6 W	270 LM	NO	IP 20
	3K WARM	■ BRASS	C141RS-L300-6W3K-BBS	6 W	280 LM	NO	IP 20
	3K WARM	□ WHITE	C141RS-L300-6W3K-W	6 W	290 LM	NO	IP20



BEAM ANGLE	CCT	COLOR	ARTICLE	POWER	LIGHT FLUX	DIMMABLE	IP
 MEDIUM	3K WARM	■ BLACK	C141RS-L125-6W3K-B	6 W	270 LM	NO	IP 20
	3K WARM	■ BRASS	C141RS-L125-6W3K-BBS	6 W	280 LM	NO	IP 20
	3K WARM	□ WHITE	C141RS-L125-6W3K-W	6 W	290 LM	NO	IP20

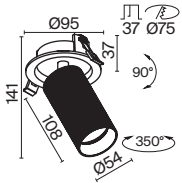
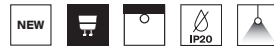
Artisan


^{EN} A defining characteristic of Artisan series is its arresting graphic texture. The lamp's securing ring is meticulously flush with the lamp's edges, concealing its boundaries and elevating the fixture's aesthetic appeal. As a complementary option, anti-glare grilles are offered for the specific models. The model can be accompanied with HoneyComb-D45 which effectively minimizes glare and ensures a low glare coefficient.

^{DE} Das besondere Merkmal der Serie Artisan ist ihre interessante grafische Textur. Der Ring, der den Lampenschirm befestigt, ist auf einer Ebene mit den Rändern der Leuchte ausgeführt, sodass die Kanten zu verbergen und der Leuchte ein ästhetischeres Aussehen zu verleihen. Blendschutzgitter sind für einige Modelle als Option erhältlich. Das Modell kann mit dem HoneyComb-D45 Lichtfilter ausgestattet werden, der die Blendung wirksam minimiert und einen niedrigen Blendungsfaktor bietet.

^{IT} La caratteristica distintiva della serie Artisan è la sua interessante consistenza grafica. L'anello che fissa il paralume è realizzato esattamente a filo con i bordi della lampada il che consente di nascondere i bordi e migliorare il suo fascino estetico. Le griglie antiriflessi sono offerte come opzione aggiuntiva per alcuni modelli. Il modello può essere dotato di un filtro anti - slittamento di HoneyComb D45 che garantisce un basso coefficiente di un abbagliamento dalla luce.

^{FR} Une caractéristique distinctive de la série Artisan est sa texture graphique intéressante. L'anneau qui fixe l'abat-jour est fait au même niveau que les bords du luminaire, ce qui permet de masquer les bords et améliorer l'attrait esthétique. Des grilles anti-éblouissantes sont disponibles supplémentaires sur certains modèles. Le modèle peut être équipé d'un filtre HoneyComb-D45, qui minimise efficacement l'éblouissement et offre un faible facteur de pouvoir éblouissant.



LAMP	NUMBER OF LAMPS	COLOR	ARTICLE	MAX W LAMPS	IP
GU10	1 X GU10	■ BLACK	C081CL-01-GU10-B	50 W	IP 20
	1 X GU10	■ MATTE GOLD	C081CL-01-GU10-MG	50 W	IP 20
	1 X GU10	□ WHITE	C081CL-01-GU10-W	50 W	IP 20



C081CL-01-GU10-W

Usable with the HoneyComb-D45 anti-glare grille to reduce the glare factor.



ANTI-DAZZLE FILTERS

ARTICLE	DIAMETER
HONEYCOMB-D45	45 MM



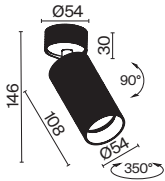
Artisan


^{EN} A defining characteristic of Artisan series is its arresting graphic texture. The lamp's securing ring is meticulously flush with the lamp's edges, concealing its boundaries and elevating the fixture's aesthetic appeal. As a complementary option, anti-glare grilles are offered for the specific models. The model can be accompanied with HoneyComb-D45 which effectively minimizes glare and ensures a low glare coefficient.


^{DE} Das besondere Merkmal der Serie Artisan ist ihre interessante grafische Textur. Der Ring, der den Lampenschirm befestigt, ist auf einer Ebene mit den Rändern der Leuchte ausgeführt, sodass die Kanten zu verbergen und der Leuchte ein ästhetischeres Aussehen zu verleihen. Blendschutzgitter sind für einige Modelle als Option erhältlich. Das Modell kann mit dem HoneyComb-D45 Lichtfilter ausgestattet werden, der die Blendung wirksam minimiert und einen niedrigen Blendungsfaktor bietet.

^{IT} La caratteristica distintiva della serie Artisan è la sua interessante consistenza grafica. L'anello che fissa il paralume è realizzato esattamente a filo con i bordi della lampada il che consente di nascondere i bordi e migliorare il suo fascino estetico. Le griglie antiriflessi sono offerte come opzione aggiuntiva per alcuni modelli. Il modello può essere dotato di un filtro anti - slittamento di HoneyComb D45 che garantisce un basso coefficiente di un abbagliamento dalla luce.

^{FR} Une caractéristique distinctive de la série Artisan est sa texture graphique intéressante. L'anneau qui fixe l'abat-jour est fait au même niveau que les bords du luminaire, ce qui permet de masquer les bords et améliorer l'attrait esthétique. Des grilles anti-éblouissantes sont disponibles supplémentaires sur certains modèles. Le modèle peut être équipé d'un filtre HoneyComb-D45, qui minimise efficacement l'éblouissement et offre un faible facteur de pouvoir éblouissant.



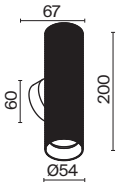
LAMP	NUMBER OF LAMPS	COLOR	ARTICLE	MAX W LAMPS	IP
GU10	1 X GU10	BLACK	C082CL-01-GU10-B	50 W	IP 20
	1 X GU10	MATTE GOLD	C082CL-01-GU10-MG	50 W	IP 20
	1 X GU10	WHITE	C082CL-01-GU10-W	50 W	IP 20




GU10 light source (not included).
Graphic texture of the lamp body.



Usable with the HoneyComb-D45 anti-glare grille to reduce the glare factor.



LAMP	NUMBER OF LAMPS	COLOR	ARTICLE	MAX W LAMPS	IP
GU10	1 X GU10	■ BLACK	C080CL-01-GU10-B	50 W	IP 20
	1 X GU10	■ MATTE GOLD	C080CL-01-GU10-MG	50 W	IP 20
	1 X GU10	□ WHITE	C080CL-01-GU10-W	50 W	IP 20



GU10 light source (not included).
Graphic texture of the lamp body.



Usable with the HoneyComb-D45 anti-glare grille
to reduce the glare factor.

Zon

^{EN} Metal body. Shades: black, white and matte gold. Five power and size options. LED light source. Color temperature is 3000K. High color rendering index and no pulsation. Possibility of suspended installation.

^{DE} Metallrahmen. Farbtöne - Schwarz, Weiß, Mattes Gold. Fünf Leistungs- und Größenoptionen. LED-Lichtquelle. Farbtemperatur 3000K. Hoher Farbwiedergabeindex und Pulsationsfreiheit. Möglichkeit der aufgehängten Montage.

^{IT} Corpo e' in metallo. Le tonalità sono nero, bianco, l'oro di opaco. Cinque opzioni della potenza e delle dimensioni. La sorgente luminosa a LED. La temperatura di colore e' 3000K. L'alto indice di resa cromatica e nessuna ondulatione. La possibilità di montaggio a sospensione.

^{FR} Boîtier métallique. Couleurs : noir, blanc, or mat. Cinq options de puissance et de taille. Source de lumière à LED. Température de couleur 3000K. Indice de rendu des couleurs élevé et aucune ondulation. Possibilité de montage à suspension.



COLOR

ARTICLE

BLACK

C032C-04-B-1

MATTE GOLD

C032C-04-MG-1

WHITE

C032C-04-W-1



C032C-04-B-1

Zon

^{EN} Metal body. Shades: black, white and matte gold. Five power and size options. LED light source. Color temperature is 3000K. High color rendering index and no pulsation. Possibility of suspended installation.

^{DE} Metallrahmen. Farbtöne - Schwarz, Weiß, Mattes Gold. Fünf Leistungs- und Größenoptionen. LED-Lichtquelle. Farbtemperatur 3000K. Hoher Farbwiedergabeindex und Pulsationsfreiheit. Möglichkeit der aufgehängten Montage.

^{IT} Corpo e' in metallo. Le tonalità sono nero, bianco, l'oro di opaco. Cinque opzioni della potenza e delle dimensioni. La sorgente luminosa a LED. La temperatura di colore e' 3000K. L'alto indice di resa cromatica e nessuna ondulatione. La possibilità di montaggio a sospensione.

^{FR} Boîtier métallique. Couleurs : noir, blanc, or mat. Cinq options de puissance et de taille. Source de lumière à LED. Température de couleur 3000K. Indice de rendu des couleurs élevé et aucune ondulation. Possibilité de montage à suspension.



CHOOSE A COLOR



BLACK / WHITE / MATTE GOLD

CHOOSE YOUR COLOR TEMPERATURE



WARM / DAY

CHOOSE POWER AND SIZE

12W × Ø120 / 24W × Ø220 / 36W × Ø300 / 45W × Ø400 / 90W × Ø600



Ø120



Ø220



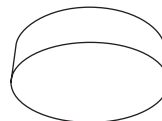
Ø300



Ø400



Ø600





C032CL-L96B4K

CRI > 90 *High color rendering index allows you to maximize the interior colors.

Size variability.



LED energy efficient light source.



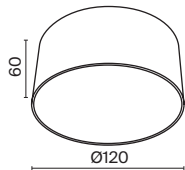
Zon

^{EN} Metal body. Shades: black, white and matte gold. Five power and size options. LED light source. Color temperature is 3000K. High color rendering index and no pulsation. Possibility of suspended installation.

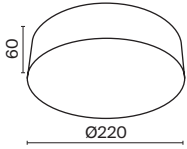
^{DE} Metallrahmen. Farbtöne - Schwarz, Weiß, Mattes Gold. Fünf Leistungs- und Größenoptionen. LED-Lichtquelle. Farbtemperatur 3000K. Hoher Farbwiedergabeindex und Pulsationsfreiheit. Möglichkeit der aufgehängten Montage.


^{IT} Corpo e' in metallo. Le tonalità sono nero, bianco, l'oro di opaco. Cinque opzioni della potenza e delle dimensioni. La sorgente luminosa a LED. La temperatura di colore e' 3000K. L'alto indice di resa cromatica e nessuna ondulatione. La possibilità di montaggio a sospensione.

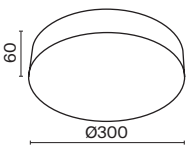
^{FR} Boîtier métallique. Couleurs : noir, blanc, or mat. Cinq options de puissance et de taille. Source de lumière à LED. Température de couleur 3000K. Indice de rendu des couleurs élevé et aucune ondulation. Possibilité de montage à suspension.




BEAM ANGLE	CCT	COLOR	ARTICLE	POWER	LIGHT FLUX	DIMMABLE	IP
	3K WARM	■ BLACK	C032CL-12W3K-RD-B	12 W	560 LM	NO	IP 20
	3K WARM	■ MATTE GOLD	C032CL-12W3K-RD-MG	12 W	600 LM	NO	IP 20
	3K WARM	□ WHITE	C032CL-12W3K-RD-W	12 W	660 LM	NO	IP 20
	4K DAY	■ BLACK	C032CL-L12W4K	12 W	1000 LM	NO	IP 20
	4K DAY	□ WHITE	C032CL-L12B4K	12 W	600 LM	NO	IP 20



BEAM ANGLE	CCT	COLOR	ARTICLE	POWER	LIGHT FLUX	DIMMABLE	IP
WIDE WASH 	3K WARM	■ BLACK	C032CL-24W3K-RD-B	24 W	1240 LM	NO	IP 20
	3K WARM	■ MATTE GOLD	C032CL-24W3K-RD-MG	24 W	1420 LM	NO	IP 20
	3K WARM	□ WHITE	C032CL-24W3K-RD-W	24 W	1690 LM	NO	IP 20
	4K DAY	■ BLACK	C032CL-L32B4K	26 W	2300 LM	NO	IP 20
	4K DAY	□ WHITE	C032CL-L32W4K	26 W	2500 LM	NO	IP 20



BEAM ANGLE	CCT	COLOR	ARTICLE	POWER	LIGHT FLUX	DIMMABLE	IP
WIDE WASH 	3K WARM	■ BLACK	C032CL-36W3K-RD-B	36 W	1800 LM	NO	IP 20
	3K WARM	■ MATTE GOLD	C032CL-36W3K-RD-MG	36 W	2220 LM	NO	IP 20
	3K WARM	□ WHITE	C032CL-36W3K-RD-W	36 W	2610 LM	NO	IP 20
	4K DAY	■ BLACK	C032CL-L43B4K	35 W	2900 LM	NO	IP 20
	4K DAY	□ WHITE	C032CL-L43W4K	35 W	3000 LM	NO	IP 20

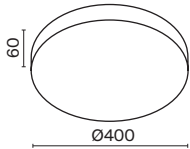
Zon

^{EN} Metal body. Shades: black, white and matte gold. Five power and size options. LED light source. Color temperature is 3000K. High color rendering index and no pulsation. Possibility of suspended installation.

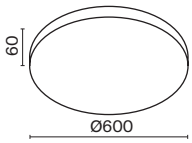
^{DE} Metallrahmen. Farbtöne - Schwarz, Weiß, Mattes Gold. Fünf Leistungs- und Größenoptionen. LED-Lichtquelle. Farbtemperatur 3000K. Hoher Farbwiedergabeindex und Pulsationsfreiheit. Möglichkeit der aufgehängten Montage.


^{IT} Corpo e' in metallo. Le tonalità sono nero, bianco, l'oro di opaco. Cinque opzioni della potenza e delle dimensioni. La sorgente luminosa a LED. La temperatura di colore e' 3000K. L'alto indice di resa cromatica e nessuna ondulazione. La possibilità di montaggio a sospensione.

^{FR} Boîtier métallique. Couleurs : noir, blanc, or mat. Cinq options de puissance et de taille. Source de lumière à LED. Température de couleur 3000K. Indice de rendu des couleurs élevé et aucune ondulation. Possibilité de montage à suspension.



BEAM ANGLE	CCT	COLOR	ARTICLE	POWER	LIGHT FLUX	DIMMABLE	IP
	3K WARM	■ BLACK	C032CL-45W3K-RD-B	45 W	2540 LM	NO	IP 20
	3K WARM	■ MATTE GOLD	C032CL-45W3K-RD-MG	45 W	2880 LM	NO	IP 20
	3K WARM	□ WHITE	C032CL-45W3K-RD-W	45 W	3160 LM	NO	IP 20
	4K DAY	■ BLACK	C032CL-L48B4K	45 W	3900 LM	NO	IP 20
	4K DAY	□ WHITE	C032CL-L48W4K	45 W	4900 LM	NO	IP 20



BEAM ANGLE	CCT	COLOR	ARTICLE	POWER	LIGHT FLUX	DIMMABLE	IP
WIDE WASH 	3K WARM	■ BLACK	C032CL-90W3K-RD-B	90 W	4900 LM	NO	IP 20
	3K WARM	■ MATTE GOLD	C032CL-90W3K-RD-MG	90 W	4970 LM	NO	IP 20
	3K WARM	□ WHITE	C032CL-90W3K-RD-W	90 W	7410 LM	NO	IP 20
	4K DAY	■ BLACK	C032CL-L96B4K	90 W	9000 LM	NO	IP 20
	4K DAY	□ WHITE	C032CL-L96W4K	90 W	8000 LM	NO	IP 20



WALL

For accent lighting

444

LIGHT

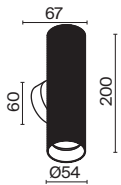
Artisan


^{EN} A defining characteristic of Artisan series is its arresting graphic texture. The lamp's securing ring is meticulously flush with the lamp's edges, concealing its boundaries and elevating the fixture's aesthetic appeal. As a complementary option, anti-glare grilles are offered for the specific models. The model can be accompanied with HoneyComb-D45 which effectively minimizes glare and ensures a low glare coefficient.

^{DE} Das besondere Merkmal der Serie Artisan ist ihre interessante grafische Textur. Der Ring, der den Lampenschirm befestigt, ist auf einer Ebene mit den Rändern der Leuchte ausgeführt, sodass die Kanten zu verbergen und der Leuchte ein ästhetischeres Aussehen zu verleihen. Blendschutzgitter sind für einige Modelle als Option erhältlich. Das Modell kann mit dem HoneyComb-D45 Lichtfilter ausgestattet werden, der die Blendung wirksam minimiert und einen niedrigen Blendungsfaktor bietet.

^{IT} La caratteristica distintiva della serie Artisan è la sua interessante consistenza grafica. L'anello che fissa il paralume è realizzato esattamente a filo con i bordi della lampada il che consente di nascondere i bordi e migliorare il suo fascino estetico. Le griglie antiriflessi sono offerte come opzione aggiuntiva per alcuni modelli. Il modello può essere dotato di un filtro anti - slittamento di HoneyComb D45 che garantisce un basso coefficiente di un abbagliamento dalla luce.

^{FR} Une caractéristique distinctive de la série Artisan est sa texture graphique intéressante. L'anneau qui fixe l'abat-jour est fait au même niveau que les bords du luminaire, ce qui permet de masquer les bords et améliorer l'attrait esthétique. Des grilles anti-éblouissantes sont disponibles supplémentaires sur certains modèles. Le modèle peut être équipé d'un filtre HoneyComb-D45, qui minimise efficacement l'éblouissement et offre un faible facteur de pouvoir éblouissant.



LAMP	NUMBER OF LAMPS	COLOR	ARTICLE	MAX W LAMPS	IP
GU10	2 X GU10	■ BLACK	C080WL-02-GU10-B	7 W	IP 20
	2 X GU10	■ MATTE GOLD	C080WL-02-GU10-MG	7 W	IP 20
	2 X GU10	□ WHITE	C080WL-02-GU10-W	7 W	IP 20



C080WL-02-GU10-B

Graphic texture of the lamp body.
LED energy efficient light source.

Usable with the HoneyComb-D45 anti-glare grille
to reduce the glare factor.



ANTI-DAZZLE FILTERS

ARTICLE	DIAMETER
HONEYCOMB-D45	45 MM




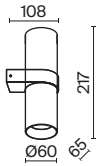
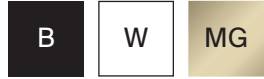
Focus Design


^{EN} Textured metal frame. The light source is a lamp with a GU10 base (not included).


^{DE} Metallbeschläge mit strukturiertem Muster. Lichtquelle: Ein Leuchtmittel mit einer Fassung GU10 (nicht im Lieferumfang enthalten).

^{IT} Corpo in metallo con motivo strutturato. La sorgente luminosa è una lampadina con attacco GU10 (non inclusa).

^{FR} Armature en métal avec motif texturé. Source de lumière: ampoule à culot GU10 (non comprise dans le lot).



LAMP	NUMBER OF LAMPS	COLOR	ARTICLE	MAX W LAMPS	IP
GU10	2 x GU10	■ BLACK	C069WL-02B	7 W	IP 20
	2 x GU10	□ WHITE	C069WL-02W	7 W	IP 20
	2 x GU10	■ MATTE GOLD	C069WL-02MG	7 W	IP 20



C069WL-02MG

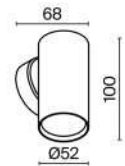

Focus S


^{EN} Metal fittings. The light source is a lamp with a GU10 base (not included).

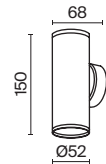
^{DE} Metallbeschläge. Lichtquelle: Ein Leuchtmittel mit einer Fassung GU10 (nicht im Lieferumfang enthalten).


^{IT} Corpo in metallo. La sorgente luminosa è una lampadina con attacco GU10 (non inclusa).

^{FR} Armature métallique. Source de lumière: ampoule à culot GU10 (non comprise dans le lot).



LAMP	NUMBER OF LAMPS	COLOR	ARTICLE	MAX W LAMPS	IP
GU10	1 x GU10	■ BLACK	C068WL-01B	10 W	IP 20
	1 x GU10	□ WHITE	C068WL-01W	10 W	IP 20
	1 x GU10	■ MATTE GOLD	C068WL-01MG	10 W	IP 20



LAMP	NUMBER OF LAMPS	COLOR	ARTICLE	MAX W LAMPS	IP
GU10	2 x GU10	■ BLACK	C068WL-02B	10 W	IP 20
	2 x GU10	□ WHITE	C068WL-02W	10 W	IP 20
	2 x GU10	■ MATTE GOLD	C068WL-02MG	10 W	IP 20



C068WL-02MG

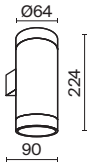



Kilt

EN Metal body. Highcolor rendering index. LED light source.
 DE Metallrahmen. Hoher Farbwiedergabeindex. LED-Lichtquelle.
 IT Corpo in metallo. Alto indice di resa cromatica. Sorgente luminosa LED.
 FR Corps métallique. Fort indice de rendu de couleur. Source de lumière LED.



LEDS BRIDGELUX



BEAM ANGLE	CCT	COLOR	ARTICLE	POWER	LIGHT FLUX	DIMMABLE	IP
SPOT 	WARM	BLACK	C027WL-L10B	10 W	750 LM	NO	IP 20
	WARM	WHITE	C027WL-L10W	10 W	750 LM	NO	IP 20



C027WL-L10B

CRI>90 High color rendering index allows you to maximize the interior colors.


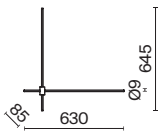


Pars

^{EN} Metal fittings. Trendy minimalistic design. Highcolor rendering index. LED light source.
^{DE} Metallbeschläge. Trendiges, minimalistisches Design. Hoher Farbwiedergabeindex. LED-Lichtquelle.
^{IT} Corpo in metallo. Design minimalista alla moda. Alto indice di resa cromatica. Sorgente luminosa LED.
^{FR} Armature métallique. Design minimaliste tendance. Fort indice de rendu de couleur. Source de lumière LED.



LEDS BRIDGELUX



BEAM ANGLE	CCT	COLOR	ARTICLE	POWER	LIGHT FLUX	DIMMABLE	IP
WASH WIDE	3K WARM	GOLD / BLACK	C070WL-L12GB3K	12 W	1050 LM	NO	IP 20





454



C070WL-L12GB3K

CRI>90 High color rendering index allows you to maximize the interior colors.

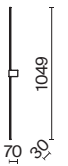
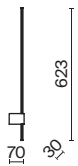


Pars

^{EN} Metal fittings. Trendy minimalistic design. Highcolor rendering index. LED light source.
^{DE} Metallbeschläge. Trendiges, minimalistisches Design. Hoher Farbwiedergabeindex. LED-Lichtquelle.
^{IT} Corpo in metallo. Design minimalista alla moda. Alto indice di resa cromatica. Sorgente luminosa LED.
^{FR} Armature métallique. Design minimaliste tendance. Fort indice de rendu de couleur. Source de lumière LED.



LEDS BRIDGELUX



BEAM ANGLE	CCT	COLOR	ARTICLE	POWER	LIGHT FLUX	DIMMABLE	IP
WASH WIDE	3K WARM	GOLD / BLACK	C070WL-L6GB3K	6 W	500 LM	NO	IP 20





C070WL-L6GB3K

CRI>90 High color rendering index allows you to maximize the interior colors.

BEAM ANGLE	CCT	COLOR	ARTICLE	POWER	LIGHT FLUX	DIMMABLE	IP
WASH WIDE	3K WARM	GOLD / BLACK	C071WL-L12GB3K	12 W	1050 LM	NO	IP 20



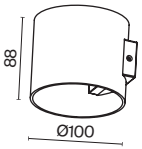

Rond


^{EN} Metal body. The light flux is directed up and down. Light source – G9 lamp (not included).

^{DE} Metallrahmen. Der Lichtstrom ist nach oben und nach unten gerichtet. Lichtquelle: Ein Leuchtmittel mit einer Fassung G9 (nicht im Lieferumfang enthalten).

^{IT} Corpo in metallo. Il flusso luminoso è diretto su e giù. Sorgente luminosa – Lampadina G9 (non inclusa).

^{FR} Corps métallique. Flux lumineux orienté vers le haut et le bas. Source de lumière: ampoule G9 (non comprise dans le lot).



LAMP	NUMBER OF LAMPS	COLOR	ARTICLE	MAX W LAMPS	IP
G9	💡 1 x G9	■ BLACK	C066WL-01B	50 W	IP 20
	💡 1 x G9	□ WHITE	C066WL-01W	50 W	IP 20
	💡 1 x G9	■ MATTE GOLD	C066WL-01MG	50 W	IP 20



C066WL-01B



Mirax

^{EN} Metal body. Swivel mechanism for adjusting the light flux. LED light source.

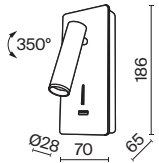
^{DE} Metallrahmen. Schwenkvorrichtung zur Einstellung des Lichtstroms. LED-Lichtquelle.

^{IT} Corpo in metallo. Meccanismo girevole per la regolazione del flusso luminoso. Sorgente luminosa LED.

^{FR} Corps métallique. Mécanisme pivotant pour le réglage du flux lumineux. Source de lumière LED.



LEDS CREE



BEAM ANGLE	CCT	COLOR	ARTICLE	POWER	LIGHT FLUX	DIMMABLE	IP
	WARM	BLACK	C041WL-L3B3K	6 W	250 LM	NO	IP 20
	WARM	WHITE	C041WL-L3W3K	6 W	250 LM	NO	IP 20

460



C041WL-L3B3K

USB port for charging devices on the lamp body. (C041)

Swivel directional light source.

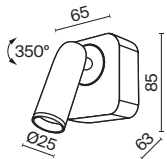


Mirax

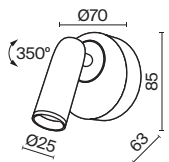
EN Metal body. Swivel mechanism for adjusting the light flux. LED light source.
 DE Metallrahmen. Schwenkvorrichtung zur Einstellung des Lichtstroms. LED-Lichtquelle.
 IT Corpo in metallo. Meccanismo girevole per la regolazione del flusso luminoso. Sorgente luminosa LED.
 FR Corps métallique. Mécanisme pivotant pour le réglage du flux lumineux. Source de lumière LED.



LEDS CREE



BEAM ANGLE	CCT	COLOR	ARTICLE	POWER	LIGHT FLUX	DIMMABLE	IP
	WARM	BLACK	C039WL-L3B3K	3 W	250 LM	NO	IP 20
	WARM	WHITE	C039WL-L3W3K	3 W	250 LM	NO	IP 20



BEAM ANGLE	CCT	COLOR	ARTICLE	POWER	LIGHT FLUX	DIMMABLE	IP
	WARM	BLACK	C038WL-L3B3K	3 W	250 LM	NO	IP 20
	WARM	WHITE	C038WL-L3W3K	3 W	250 LM	NO	IP 20



C039WL-L3W3K

Swivel directional light source.



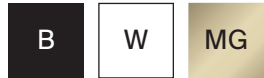
Ios 176

^{EN} Metal body. Swivel mechanism for adjusting the light flux. Two LED light sources, combined and separate backlight mode.

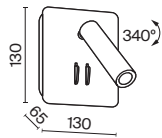
^{DE} Metallrahmen. Schwenkvorrichtung zur Einstellung des Lichtstroms. Zwei LED-Lichtquellen, gemeinsamer und getrennter Beleuchtungsmodus.


^{IT} Corpo in metallo. Meccanismo girevole per la regolazione del flusso luminoso. Due sorgenti luminose a LED, modalità di illuminazione congiunta e separata.

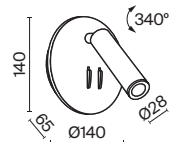
^{FR} Corps métallique. Mécanisme pivotant pour le réglage du flux lumineux. Deux sources de lumière LED, mode d'éclairage commun ou séparé.





LEDS CREE / EDISON



BEAM ANGLE	CCT	COLOR	ARTICLE	POWER	LIGHT FLUX	DIMMABLE	IP
MEDIUM 	3K WARM	■ BLACK	C175-WL-01-6W-B	9 W	550 LM	NO	IP 20
	3K WARM	□ WHITE	C175-WL-01-6W-W	9 W	550 LM	NO	IP 20
	3K WARM	■ MATTE GOLD	C175-WL-01-6W-MG	9 W	550 LM	NO	IP 20



BEAM ANGLE	CCT	COLOR	ARTICLE	POWER	LIGHT FLUX	DIMMABLE	IP
MEDIUM 	3K WARM	■ BLACK	C176-WL-01-6W-B	9 W	550 LM	NO	IP 20
	3K WARM	□ WHITE	C176-WL-01-6W-W	9 W	550 LM	NO	IP 20
	3K WARM	■ MATTE GOLD	C176-WL-01-6W-MG	9 W	550 LM	NO	IP 20



C175-WL-01-6W-MG

Two light sources – point and contour with isolated switches.

Swivel directional light source.



Comodo

^{EN} Metal body. Switches on the body. Swivel mechanism. Built-in LED light sources. Local and diffuse illumination.

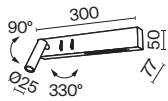
^{DE} Metallrahmen. Schalter am Rahmen. Schwenkvorrichtung. Eingebaute LED-Lichtquellen. Lokale und diffuse Beleuchtung.






^{IT} Corpo in metallo. Interruttori sul corpo. Meccanismo girevole. Sorgenti luminose a LED integrate. Illuminazione locale e diffusa.

^{FR} Corps en métal. Interrupteurs sur le corps. Mécanisme pivotant. Sources de lumière LED encastrées. Éclairage local et disséminé.



LEDS EDISON



BEAM ANGLE	CCT	COLOR	ARTICLE	POWER	LIGHT FLUX	DIMMABLE	IP
	 WARM	 BLACK	C031WL-L8B3K	8 W	500 LM	NO	IP 20
	 WARM	 WHITE	C031WL-L8W3K	8 W	500 LM	NO	IP 20



C031WL-L8B3K

Two light sources – point and contour with isolated switches.

Swivel directional light source.



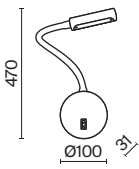
Stem

^{EN} Metal fittings. Flexible rod for adjusting the light flux. Built-in LED light sources.
^{DE} Metallbeschläge. Flexibler Stab zur Einstellung des Lichtstroms. Eingebaute LED-Lichtquellen.
^{IT} Corpo in metallo. Asta flessibile per la regolazione del flusso luminoso. Sorgenti luminose a LED integrate.
^{FR} Armature métallique. Tige souple pour le réglage du flux lumineux. Sources de lumière LED encastrées.

MG




LEDS SAMSUNG



BEAM ANGLE	CCT	COLOR	ARTICLE	POWER	LIGHT FLUX	DIMMABLE	IP
WASH WIDE	3K WARM	MATTE GOLD	C035WL-L3MG3K	3 W	150 LM	NO	IP 20





C035WL-L3MG3K

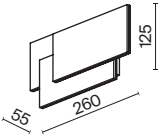
Flexible element of the lamp body for free adjustment of the position of the light source.

Trame

EN Metal body. Original geometric design. LED light source.
 DE Metallrahmen. Eigenartige Geometrie im Design. LED-Lichtquelle.
 IT Corpo in metallo. Design geometrico originale. Sorgente luminosa LED.
 FR Corps métallique. Design à géométrie originale. Source de lumière LED.




LEDS EDISON




BEAM ANGLE	CCT	COLOR	ARTICLE	POWER	LIGHT FLUX	DIMMABLE	IP
WASH WIDE	3K WARM	<input type="checkbox"/> WHITE	C804WL-L12W	12 W	550 LM	NO	IP 20



470



C804WL-12W


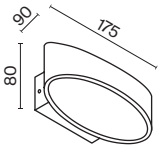



Trame

EN Metal body. Original geometric design. LED light source.
 DE Metallrahmen. Eigenartige Geometrie im Design. LED-Lichtquelle.
 IT Corpo in metallo. Design geometrico originale. Sorgente luminosa LED.
 FR Corps métallique. Design à géométrie originale. Source de lumière LED.




LEDS OSRAM



BEAM ANGLE	CCT	COLOR	ARTICLE	POWER	LIGHT FLUX	DIMMABLE	IP
 300°	3K WARM	■ BLACK	C806WL-L5B	6 W	250 LM	NO	IP 20
	3K WARM	 WHITE	C806WL-L5W	6 W	250 LM	NO	IP 20



C806WL-L5B C806WL-L5W

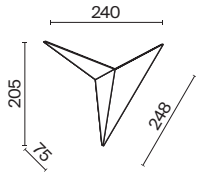


Trame


EN Metal body. Original geometric design. LED light source.
 DE Metallrahmen. Eigenartige Geometrie im Design. LED-Lichtquelle.
 IT Corpo in metallo. Design geometrico originale. Sorgente luminosa LED.
 FR Corps métallique. Design à géométrie originale. Source de lumière LED.





LEDS OSRAM



BEAM ANGLE	CCT	COLOR	ARTICLE	POWER	LIGHT FLUX	DIMMABLE	IP
	3K WARM	■ BLACK	C808WL-L3B	3 W	100 LM	NO	IP 20
	3K WARM	 WHITE	C808WL-L3W	3 W	100 LM	NO	IP 20



C808WL-L3B C808WL-L3W



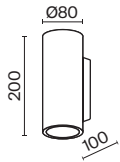
Parma

^{EN} Gypsum body. Suitable for coloring. The light source is a lamp with a GU10 base (not included).

^{DE} Rahmen aus Gips. Zum Färben geeignet. Lichtquelle: Ein Leuchtmittel mit einer Fassung GU10 (nicht im Lieferumfang enthalten).

^{IT} Corpo in gesso. Adatto per la colorazione. La sorgente luminosa è una lampadina con attacco GU10 (non inclusa).

^{FR} Corps en plâtre. Peut être peint. Source de lumière: ampoule à culot GU10 (non comprise dans le lot).



LAMP	NUMBER OF LAMPS	COLOR	ARTICLE	MAX W LAMPS	IP
GU10	2 x GU10	WHITE	C191-WL-02-W	5 W	IP 20





C190-WL-02-W



PENDANT

For key and accent lighting

LIGHTS

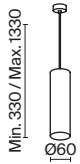
Focus


^{EN} Metal body. The light source is a lamp with a GU10 base (not included).

^{DE} Metallrahmen. Lichtquelle: Ein Leuchtmittel mit einer Fassung GU10 (nicht im Lieferumfang enthalten).

^{IT} Corpo in metallo. La sorgente luminosa è una lampadina con attacco GU10 (non inclusa).

^{FR} Corps métallique. Source de lumière: ampoule à culot GU10 (non comprise dans le lot).







LAMP	NUMBER OF LAMPS	COLOR	ARTICLE	MAX W LAMPS	IP
GU10	1 x GU10	■ BLACK	P075PL-01B	50 W	IP 20
	1 x GU10	□ WHITE	P075PL-01W	50 W	IP 20
	1 x GU10	■ MATTE GOLD	P075PL-01MG	50 W	IP 20



P075PL-01B

The following accessories are applicable to Focus LED:
 LensD38-15 LensD38-24
 LensD38-36 LensD38-50.



BEAM ANGLE	ARTICLE	DIAMETER	BEAM ANGLE	ARTICLE	DIAMETER
SUPER SPOT	LENSD38-15	43 MM	MEDIUM	LENSD38-36	43 MM
					
SPOT	LENSD38-24	43 MM	WIDE	LENSD38-50	43 MM
					

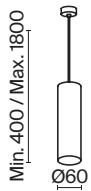
Shelby





^{EN} Metal body. Adjustable height. The light source is a lamp with a GU10 base (not included).

^{DE} Metallrahmen. Einstellbare Höhe. Lichtquelle: Ein Leuchtmittel mit einer Fassung GU10 (nicht im Lieferumfang enthalten).

^{IT} Corpo in metallo. Altezza regolabile. La sorgente luminosa è una lampadina con attacco GU10 (non inclusa).

^{FR} Corps métallique. Hauteur réglable. Source de lumière: ampoule à culot GU10 (non comprise dans le lot).



LAMP	NUMBER OF LAMPS	COLOR	ARTICLE	MAX W LAMPS	IP
	1x GU10	 BLACK	P020PL-01B	50 W	IP20
	1x GU10	 MATTE GOLD	P020PL-01MG	50 W	IP20



P020PL-01B


Focus LED

^{EN} Metal body, colors: black, white and brass. A built-in LED source is recessed into the body. Replaceable lenses for changing the angle by 15-36° and white reflectors. Compatible with anti-glare grilles from the range.

^{DE} Metallrahmen, Farben - Schwarz, Weiß und Messing. Die integrierte LED-Quelle ist im Rahmen versenkt. Austauschbare Linsen für die 15-36° Winkeländerung und Reflektoren in Weiß. Kompatibel mit den Blendschutzgittern der Produktreihe.

^{IT} Corpo e' in metallo, colori sono nero, bianco e ottone. La sorgente luminosa a LED integrata è incassata nell'alloggiamento. Lenti intercambiabili per cambiare l'angolo sui 15-36° e i riflettori in bianco. Compatibile con griglie antiriflesse della gamma.

^{FR} Boîtier en métal, couleurs noir, blanc et laiton. La source LED intégrée est noyée dans le boîtier. Lentilles interchangeable pour changer l'angle de 15-36° et réflecteurs en blanc. Compatibles avec les grilles antireflet de la gamme.



LEDS EPISTAR



BEAM ANGLE	CCT	COLOR	ARTICLE	POWER	LIGHT FLUX	DIMMABLE	IP
MEDIUM 	3K WARM	■ BLACK	P072PL-L12B3K-1	12 W	1100 LM	NO	IP 20
	3K WARM	□ WHITE	P072PL-L12W3K-1	12 W	1180 LM	NO	IP 20
	3K WARM	■ BRASS	P072PL-L12W3K-BS	12 W	1000 LM	NO	IP 20
	4K DAY	■ BLACK	P072PL-L12B4K-1	12 W	1250 LM	NO	IP 20
	4K DAY	□ WHITE	P072PL-L12W4K-1	12 W	1290 LM	NO	IP 20



P072PL-L12W3K

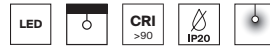
Luna

^{EN} Metal fittings. MATTE white acrylic dome lamp. Wide beam angle is 360°. Types of fastening - attachable and under putty. LED light source.

^{DE} Metallbeschläge. Kugelförmiger Lampenschirm aus weißem matten Acryl. Breiter Lichtstreuwinkel 360°. Arten der Befestigung: Aufsatzbefestigung und Unterputzbefestigung. LED-Lichtquelle.

^{IT} Corpo in metallo. Plafoniera sferica in acrilico bianco opaco. Ampio angolo di diffusione di 360°. Tipi di fissaggio - sovrapposto e sotto stucco. Sorgente luminosa LED.

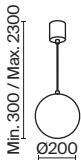
^{FR} Armature métallique. Globe sphérique en acrylique blanc mat. Grand angle de diffusion de 360°. Types de fixation: en saillie ou sur plâtre. Source de lumière LED.



LEDS EPISTAR



BEAM ANGLE	CCT	COLOR	ARTICLE	POWER	LIGHT FLUX	DIMMABLE	IP
FLOOD 	3K WARM	BLACK	P039PL-5W3K-10-B	5 W	300 LM	NO	IP20
	4K DAY	BLACK	P039PL-5W4K-10-B	5 W	330 LM	NO	IP20




BEAM ANGLE	CCT	COLOR	ARTICLE	POWER	LIGHT FLUX	DIMMABLE	IP
FLOOD 	3K WARM	BLACK	P039PL-5W3K-20-B	5 W	310 LM	NO	IP20
	4K DAY	BLACK	P039PL-5W4K-20-B	5 W	350 LM	NO	IP20



P039PL-5W4K-20-B

Removable decorative ceiling bowl.

The maximum cable length is up to 2 meters.



Luna

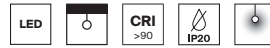
^{EN} Metal fittings. MATTE white acrylic dome lamp. Wide beam angle is 360°. Types of fastening - attachable and under putty. LED light source.

^{DE} Metallbeschläge. Kugelförmiger Lampenschirm aus weißem matten Acryl. Breiter Lichtstreuwinkel 360°. Arten der Befestigung: Aufsatzbefestigung und Unterputzbefestigung. LED-Lichtquelle.

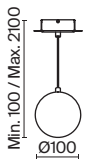
^{IT} Corpo in metallo. Plafoniera sferica in acrilico bianco opaco. Ampio angolo di diffusione di 360°. Tipi di fissaggio - sovrapposto e sotto stucco. Sorgente luminosa LED.

^{FR} Armature métallique. Globe sphérique en acrylique blanc mat. Grand angle de diffusion de 360°. Types de fixation: en saillie ou sur plâtre. Source de lumière LED.

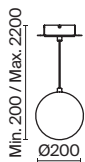
B



LEDS EPISTAR



BEAM ANGLE	CCT	COLOR	ARTICLE	POWER	LIGHT FLUX	DIMMABLE	IP
FLOOD 	3K WARM	BLACK	P039PL-5W3K-10INS-B	5 W	300 LM	NO	IP20
	4K DAY	BLACK	P039PL-5W4K-10INS-B	5 W	330 LM	NO	IP20



BEAM ANGLE	CCT	COLOR	ARTICLE	POWER	LIGHT FLUX	DIMMABLE	IP
FLOOD 	3K WARM	BLACK	P039PL-5W3K-20INS-B	5 W	310 LM	NO	IP20
	4K DAY	BLACK	P039PL-5W4K-20INS-B	5 W	350 LM	NO	IP20



P039PL-5W3K-20INS-B

Putty installation.

The maximum cable length is up to 2 meters.



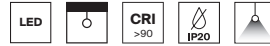
Points

^{EN} Metal body. Diffused (matte diffuser) light. Pendant and surface mounting. Adjustable height. LED light source.

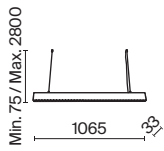
^{DE} Metallrahmen. Gestreutes (matter Diffusor) Licht. Aufgehängte und aufgesetzte Montage. Einstellbare Höhe. LED-Lichtquelle.






^{IT} Corpo in metallo. Diffusa (diffusore satinato). Montaggio a sospensione e a superficie. Altezza regolabile. Sorgente luminosa LED.

^{FR} Corps métallique. Disséminée (diffuseur mat). Pose suspendue ou en saillie. Hauteur réglable. Source de lumière LED.




LEDS OSRAM




BEAM ANGLE	CCT	COLOR	ARTICLE	POWER	LIGHT FLUX	DIMMABLE	IP
S 	 DAY	 BLACK	P050PL-L40B4K	40 W	3400 LM	NO	IP 20
	 DAY	 WHITE	P050PL-L40W4K	40 W	3400 LM	NO	IP 20

490



P050PL-L40B4K

Recessed light source with lensed optics.



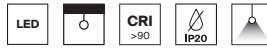
Basis

^{EN} Metal body. Key-light (built-in lenses). Pendant and surface mounting. Adjustable height. LED light source.


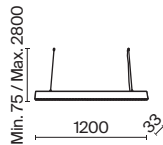
^{DE} Metallrahmen. Gerichtetes (eingebaute Linsen). Aufgehängte und aufgesetzte Montage. Einstellbare Höhe. LED-Lichtquelle.


^{IT} Corpo in metallo. Luce direzionale (lenti incorporate). Montaggio a sospensione e a superficie. Altezza regolabile. Sorgente luminosa LED.

^{FR} Corps métallique. Lumière orientée (lentilles intégrées) et disséminée (diffuseur mat). Pose suspendue ou en saillie. Hauteur réglable. Source de lumière LED.



LEDS OSRAM



BEAM ANGLE	CCT	COLOR	ARTICLE	POWER	LIGHT FLUX	DIMMABLE	IP
 110°	4K DAY	 BLACK	P051PL-L40B4K	40 W	2400 LM	NO	IP 20
	4K DAY	 WHITE	P051PL-L40W4K	40 W	3040 LM	NO	IP 20



P051PL-L40B4K

Acrylic diffuser.




Step

^{EN} Aluminium case. Wide beam angle is 120°. Two light sources for key-light and reflected backlight. The light source is SMD LEDs.


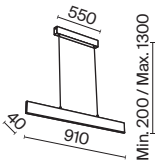
^{DE} Rahmen aus Aluminium. Breiter Lichtstreuwinkel 120°. Zwei Lichtquellen für gerichtete und reflektierte Beleuchtung. Lichtquelle: SMD-LEDs.

^{IT} Corpo in alluminio. Ampio angolo di diffusione 120°. Due sorgenti luminose per illuminazione direzionale e indiretta. La sorgente luminosa è LED SMD.

^{FR} Corps en aluminium. Grand angle de diffusion de 120°. Deux sources de lumière pour un éclairage orienté et de réflexion. Source de lumière: LED SMD.



LEDS SMD





BEAM ANGLE	CCT	COLOR	ARTICLE	POWER	LIGHT FLUX	DIMMABLE	IP
	3K WARM	■ BLACK	P010PL-L23B	23 W	800 LM	NO	IP 20
	3K WARM	□ WHITE	P010PL-L23W	23 W	1500 LM	NO	IP 20
	3K WARM	■ GOLD	P010PL-L23G3K	23 W	1100 LM	NO	IP 20
	4K DAY	■ BLACK	P010PL-L23B4K	23 W	800 LM	NO	IP 20
	4K DAY	□ WHITE	P010PL-L23W4K	23 W	1600 LM	NO	IP 20
	4K DAY	■ GOLD	P010PL-L23G4K	23 W	1200 LM	NO	IP 20




P010PL-L23G3K

Two light sources – point and contour.







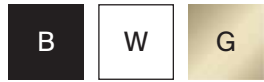
Step

^{EN} Aluminium case. Wide beam angle is 120°. Two light sources for key-light and reflected backlight. The light source is SMD LEDs.


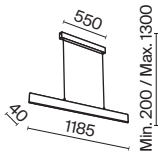
^{DE} Rahmen aus Aluminium. Breiter Lichtstreuwinkel 120°. Zwei Lichtquellen für gerichtete und reflektierte Beleuchtung. Lichtquelle: SMD-LEDs.


^{IT} Corpo in alluminio. Ampio angolo di diffusione 120°. Due sorgenti luminose per illuminazione direzionale e indiretta. La sorgente luminosa è LED SMD.

^{FR} Corps en aluminium. Grand angle de diffusion de 120°. Deux sources de lumière pour un éclairage orienté et de réflexion. Source de lumière: LED SMD.



LEDS SMD





BEAM ANGLE	CCT	COLOR	ARTICLE	POWER	LIGHT FLUX	DIMMABLE	IP
 120°	3K WARM	■ BLACK	P010PL-L30B	30 W	900 LM	NO	IP 20
	3K WARM	□ WHITE	P010PL-L30W	30 W	2000 LM	NO	IP 20
	3K WARM	■ GOLD	P010PL-L30G3K	30 W	1400 LM	NO	IP 20
	4K DAY	■ BLACK	P010PL-L30B4K	30 W	900 LM	NO	IP 20
	4K DAY	□ WHITE	P010PL-L30W4K	30 W	2000 LM	NO	IP 20
	4K DAY	■ GOLD	P010PL-L30G4K	30 W	1400 LM	NO	IP 20



P010PL-L30B

Two light sources – point and contour.




Ray

^{EN} Fittings material - aluminum. Wide beam angle is 360°. Adjustable height. Color temperature is 3000K. The LED light source is covered with MATTE acrylic.

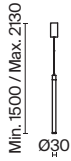
^{DE} Material der Beschläge: Aluminium. Breiter Lichtstreuwinkel 360°. Einstellbare Höhe. Farbtemperatur 3000K. LED-Lichtquelle, vom matten Acryl abgedeckt.

^{IT} Materiale dell'armatura - alluminio. Ampio angolo di diffusione di 360°. Altezza regolabile. Temperatura di COLORe 3000K. La sorgente luminosa a LED è ricoperta di acrilico satinato.

^{FR} Matériau de l'armature: aluminium. Grand angle de diffusion de 360°. Hauteur réglable. Température de couleur de 3 000 K. Source de lumière LED dissimulée par un acrylique mat.



LEDS SANAN



BEAM ANGLE	CCT	COLOR	ARTICLE	POWER	LIGHT FLUX	DIMMABLE	IP
FLOOD 	3K WARM	BLACK	P022PL-L10B	10 W	880 LM	NO	IP 20
	3K WARM	WHITE	P022PL-L10W	10 W	1000 LM	NO	IP 20
	3K WARM	MATTE GOLD	P022PL-L10MG3K	10 W	1000 LM	NO	IP 20

500



P022PL-L10W


Ray

^{EN} Fittings material - aluminum. Wide beam angle is 360°. Adjustable height. Color temperature is 3000K. The LED light source is covered with MATTE acrylic.

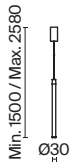
^{DE} Material der Beschläge: Aluminium. Breiter Lichtstreuwinkel 360°. Einstellbare Höhe. Farbtemperatur 3000K. LED-Lichtquelle, vom matten Acryl abgedeckt.

^{IT} Materiale dell'armatura - alluminio. Ampio angolo di diffusione di 360°. Altezza regolabile. Temperatura di COLORE 3000K. La sorgente luminosa a LED è ricoperta di acrilico satinato.

^{FR} Matériau de l'armature: aluminium. Grand angle de diffusion de 360°. Hauteur réglable. Température de couleur de 3 000 K. Source de lumière LED dissimulée par un acrylique mat.



LEDS SANAN



BEAM ANGLE	CCT	COLOR	ARTICLE	POWER	LIGHT FLUX	DIMMABLE	IP
FLOOD 	3K WARM	BLACK	P022PL-L20B3K	20 W	2020 LM	NO	IP 20
	3K WARM	WHITE	P022PL-L20W3K	20 W	2180 LM	NO	IP 20
	3K WARM	MATTE GOLD	P022PL-L20G3K	20 W	2120 LM	NO	IP 20



P022PL-L10W P022PL-L20W3K




Arrow

^{EN} Metal body. Minimalistic design. Adjustable height. The light source is a lamp with a GU10 base (not included).

^{DE} Metallrahmen. Minimalistisches Design. Einstellbare Höhe. Lichtquelle: Ein Leuchtmittel mit einer Fassung GU10 (nicht im Lieferumfang enthalten).


^{IT} Corpo in metallo. Design minimalista. Altezza regolabile. La sorgente luminosa è una lampadina con attacco GU10 (non inclusa).

^{FR} Corps en métal. Design minimaliste. Hauteur réglable. Source de lumière: ampoule à culot GU10 (non comprise dans le lot).



Min. 920 / Max. 1800
Ø75



LAMP	NUMBER OF LAMPS	COLOR	ARTICLE	MAX W LAMPS	IP
GU10	1x GU10	■ BLACK	P064PL-01B	40 W	IP 20
	1x GU10	□ WHITE	P064PL-01W	40 W	IP 20
	1x GU10	■ GOLD	P064PL-01G	40 W	IP 20



P064PL-01B P064PL-01W P064PL-01G




Nevill

^{EN} Metal body. Visual comfort due to recessed lamp. The light source is a lamp with a GU10 base (not included).

^{DE} Metallrahmen. Die versenkte Lichtquelle sorgt für Sehkomfort. Lichtquelle: Ein Leuchtmittel mit einer Fassung GU10 (nicht im Lieferumfang enthalten).

^{IT} Corpo in metallo. Comfort visivo grazie alla lampada da incasso. La sorgente luminosa è una lampadina con attacco GU10 (non inclusa).

^{FR} Corps métallique. Confort visuel grâce à l'ampoule encastrée. Source de lumière: ampoule à culot GU10 (non comprise dans le lot).



LAMP	NUMBER OF LAMPS	COLOR	ARTICLE	MAX W LAMPS	IP
GU10	1 x GU10	■ BLACK	P318PL-01B	40 W	IP 20
	1 x GU10	□ WHITE	P318-PL-01-W	40 W	IP 20



P318-PL-01-N



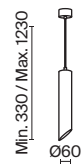
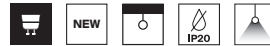
Lipari

^{EN} Metal body with an oblique cut of the dome lamp. The light source is a lamp with a GU10 base (not included).

^{DE} Metallrahmen mit einem schrägen Schnitt des Lampenschirms. Lichtquelle: Ein Leuchtmittel mit einer Fassung GU10 (nicht im Lieferumfang enthalten).

^{IT} Corpo in metallo con taglio obliquo della plafoniera. La sorgente luminosa è una lampadina con attacco GU10 (non inclusa).

^{FR} Corps métallique à coupe oblique du globe. Source de lumière: ampoule à culot GU10 (non comprise dans le lot).




LAMP	NUMBER OF LAMPS	COLOR	ARTICLE	MAX W LAMPS	IP
	1 x GU10	BLACK / MATTE GOLD	P044PL-01-30GU10-B	35 W	IP 20
	1 x GU10	WHITE / MATTE GOLD	P044PL-01-30GU10-W	35 W	IP 20



LAMP	NUMBER OF LAMPS	COLOR	ARTICLE	MAX W LAMPS	IP
	1 x GU10	BLACK / MATTE GOLD	P044PL-01-40GU10-B	35 W	IP 20
	1 x GU10	WHITE / MATTE GOLD	P044PL-01-40GU10-W	35 W	IP 20



P044PL-01-30GU10-B



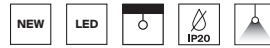
Orlo

^{EN} Metal body. Wide beam angle is 120°. Decorative light ring. LED light source.

^{DE} Metallrahmen. Breiter Lichtstreuwinkel 120°. Dekorativer Lichtring. LED-Lichtquelle.

^{IT} Corpo in metallo. Ampio angolo di diffusione 120°. Anello luminoso decorativo. Sorgente luminosa LED.

^{FR} Corps en métal. Grand angle de diffusion de 120°. Anneau lumineux décoratifs. Source de lumière LED.



LEDS SANAN



BEAM ANGLE	CCT	COLOR	ARTICLE	POWER	LIGHT FLUX	DIMMABLE	IP
	4K DAY	■ BLACK	P085PL-12W4K-B	12 W	560 LM	NO	IP 20
	4K DAY	□ WHITE	P085PL-12W4K-W	12 W	560 LM	NO	IP 20
	3K WARM	■ BLACK	P085PL-12W3K-B	12 W	560 LM	NO	IP 20
	3K WARM	□ WHITE	P085PL-12W3K-W	12 W	560 LM	NO	IP 20

510



P085PL-12W3K-B

LED energy efficient light source.

Engaging design with an acrylic ring.



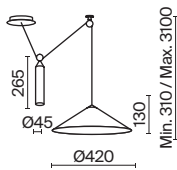
Peso

^{EN} Metal body. The light source is a lamp with a E27 base (not included).

^{DE} Metallrahmen. Lichtquelle: Ein Leuchtmittel mit einer Fassung E27 (nicht im Lieferumfang enthalten).

^{IT} Corpo in metallo. La sorgente luminosa è una lampadina con attacco E27 (non inclusa).

^{FR} Corps métallique. Source de lumière: ampoule à culot GU10 (non comprise dans le lot).



LAMP	NUMBER OF LAMPS	COLOR	ARTICLE	MAX W LAMPS	IP
E27	💡 x E27	■ BLACK	P080PL-01B	60 W	IP 20
	💡 x E27	□ WHITE	P080PL-01W	60 W	IP 20



P022PL-L10W

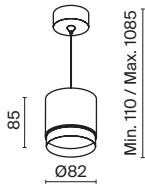
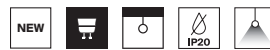

Polar


^{EN} The Polar family of luminaires offers an ideal lighting solution for accentuating or providing general illumination. Available in classic white, black, and gold finishes, these minimalistic fixtures, powered by the GX53 lamp, radiate an abundance of light, solidifying the GX53's reputation as one of the market's most potent illumination sources.

^{DE} Die Polar-Leuchtenfamilie ist die perfekte Lösung für die Akzent- und Allgemeinbeleuchtung. Die Leuchten sind in den Grundfarben erhältlich: Weiß, Schwarz und Gold, so dass die Auswahl der besten Option für jeden Innenraum ermöglicht. Minimalistische Leuchten mit GX53-Leuchtmittel bieten eine hervorragende Beleuchtung (das GX53-Leuchtmittel ist ein der leistungsstärksten auf dem Markt).

^{IT} La famiglia delle lampade Polar è la soluzione ideale per l'illuminazione d'accento e generale. Le lampade sono presentate nei colori di base: bianco, nero e oro che consente di scegliere l'opzione migliore per qualsiasi interno. Le lampade minimaliste con lampadina GX53 offrono un'illuminazione eccellente (poiché la lampadina GX53 è una delle più potenti sul mercato).

^{FR} La famille de luminaires Polar est une solution idéale pour l'éclairage accentué et général. Les luminaires sont disponibles dans les couleurs de base : blanc, noir et or, ce qui permet de choisir la meilleure option pour chaque intérieur. Les luminaires minimalistes munis d'ampoule GX53 offrent un excellent éclairage (étant la lampe GX53 une des plus puissantes sur le marché).



LAMP	NUMBER OF LAMPS	COLOR	ARTICLE	MAX W LAMPS	IP
GX53	1 x GX53	■ BLACK	P088PL-GX53-B	15 W	IP 20
	1 x GX53	□ WHITE	P088PL-GX53-W	15 W	IP 20
	1 x GX53	■ MATTE GOLD	P088PL-GX53-MG	15 W	IP 20



P088PL-GX53-MG

Minimalistic design.



Efir

^{EN} Crafted with a keen eye for style and functionality, pendant LED lamps from the Efir family represent the epitome of modern design, seamlessly complementing both contemporary interiors and commercial spaces. These luminaires feature high-quality optics discreetly recessed within the housing, delivering a soft and evenly dispersed illumination. Thanks to the effortless cable adjustment and the inclusion of two rings, you have the creative freedom to fashion a unique lamp design that effortlessly integrates into any interior.


^{DE} Die LED-Pendelleuchten der Efir-Familie sind die perfekte Ergänzung für moderne und gewerbliche Innenräume. Die hochwertigen Optiken sind in den Rahmen versenkt und sorgen für eine weiche Streuung.

Dank der einfachen Einstellung mit einem Seil und zwei Ringen können Sie ein einzigartiges Leuchtendesign schaffen und es schnell in jeden Innenraum integrieren.

^{IT} Le lampade a sospensione a LED della famiglia Efir completano perfettamente sia gli interni moderni che quelli commerciali. L'ottica di alta qualità è incassata nella custodia e offre una diffusione morbida. Grazie alla semplice regolazione con un cavo e due anelli è possibile creare un design unico della lampada e integrarlo rapidamente in qualsiasi interno.

^{FR} Les luminaires à suspension LED de la famille Efir garnissent parfaitement les intérieurs modernes et les intérieurs commerciaux. L'optique de haute qualité est encastrée dans le boîtier et offre une diffusion douce.

Grâce à un réglage simple à l'aide d'un câble et de deux anneaux, vous pouvez créer un design unique du luminaire et l'intégrer rapidement à n'importe quel intérieur.



LEDS SANAN



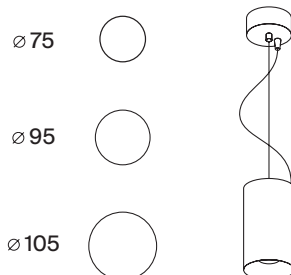
CHOOSE A COLOR



BLACK / WHITE / MATTE GOLD

CHOOSE POWER AND SIZE

15W × Ø75 / 25W × Ø95 / 33W × Ø105



516



P089PL-15W3K-B

LED energy efficient light source.



Efir

^{EN} Crafted with a keen eye for style and functionality, pendant LED lamps from the Efir family represent the epitome of modern design, seamlessly complementing both contemporary interiors and commercial spaces. These luminaires feature high-quality optics discreetly recessed within the housing, delivering a soft and evenly dispersed illumination. Thanks to the effortless cable adjustment and the inclusion of two rings, you have the creative freedom to fashion a unique lamp design that effortlessly integrates into any interior.

^{DE} Die LED-Pendelleuchten der Efir-Familie sind die perfekte Ergänzung für moderne und gewerbliche Innenräume. Die hochwertigen Optiken sind in den Rahmen versenkt und sorgen für eine weiche Streuung.

Dank der einfachen Einstellung mit einem Seil und zwei Ringen können Sie ein einzigartiges Leuchtendesign schaffen und es schnell in jeden Innenraum integrieren.

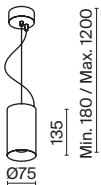
^{IT} Le lampade a sospensione a LED della famiglia Efir completano perfettamente sia gli interni moderni che quelli commerciali. L'ottica di alta qualità è incassata nella custodia e offre una diffusione morbida. Grazie alla semplice regolazione con un cavo e due anelli è possibile creare un design unico della lampada e integrarlo rapidamente in qualsiasi interno.

^{FR} Les luminaires à suspension LED de la famille Efir garnissent parfaitement les intérieurs modernes et les intérieurs commerciaux. L'optique de haute qualité est encastrée dans le boîtier et offre une diffusion douce.

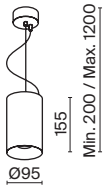
Grâce à un réglage simple à l'aide d'un câble et de deux anneaux, vous pouvez créer un design unique du luminaire et l'intégrer rapidement à n'importe quel intérieur.




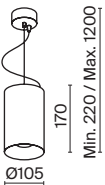
LEDS SANAN




BEAM ANGLE	CCT	COLOR	ARTICLE	POWER	LIGHT FLUX	DIMMABLE	IP
MEDIUM 	3K WARM	■ BLACK	P089PL-15W3K-B	15 W	1230 LM	NO	IP 20
	3K WARM	□ WHITE	P089PL-15W3K-W	15 W	1230 LM	NO	IP 20
	3K WARM	■ MATTE GOLD	P089PL-15W3K-MG	15 W	1230 LM	NO	IP 20



BEAM ANGLE	CCT	COLOR	ARTICLE	POWER	LIGHT FLUX	DIMMABLE	IP
MEDIUM 	3K WARM	■ BLACK	P089PL-15W3K-B	25 W	2180 LM	NO	IP 20
	3K WARM	□ WHITE	P089PL-15W3K-W	25 W	2180 LM	NO	IP 20
	3K WARM	■ MATTE GOLD	P089PL-15W3K-MG	25 W	2180 LM	NO	IP 20



BEAM ANGLE	CCT	COLOR	ARTICLE	POWER	LIGHT FLUX	DIMMABLE	IP
MEDIUM 	3K WARM	■ BLACK	P089PL-15W3K-B	33 W	2730 LM	NO	IP 20
	3K WARM	□ WHITE	P089PL-15W3K-W	33 W	2730 LM	NO	IP 20
	3K WARM	■ MATTE GOLD	P089PL-15W3K-MG	33 W	2730 LM	NO	IP 20


Artisan


^{EN} A defining characteristic of Artisan series is its arresting graphic texture. The lamp's securing ring is meticulously flush with the lamp's edges, concealing its boundaries and elevating the fixture's aesthetic appeal. As a complementary option, anti-glare grilles are offered for the specific models. The model can be accompanied with HoneyComb-D45 which effectively minimizes glare and ensures a low glare coefficient.

^{DE} Das besondere Merkmal der Serie Artisan ist ihre interessante grafische Textur. Der Ring, der den Lampenschirm befestigt, ist auf einer Ebene mit den Rändern der Leuchte ausgeführt, sodass die Kanten zu verbergen und der Leuchte ein ästhetischeres Aussehen zu verleihen. Blendschutzgitter sind für einige Modelle als Option erhältlich. Das Modell kann mit dem HoneyComb-D45 Lichtfilter ausgestattet werden, der die Blendung wirksam minimiert und einen niedrigen Blendungsfaktor bietet.

^{IT} La caratteristica distintiva della serie Artisan è la sua interessante consistenza grafica. L'anello che fissa il paralume è realizzato esattamente a filo con i bordi della lampada il che consente di nascondere i bordi e migliorare il suo fascino estetico. Le griglie antiriflessi sono offerte come opzione aggiuntiva per alcuni modelli. Il modello può essere dotato di un filtro anti - slittamento di HoneyComb D45 che garantisce un basso coefficiente di un abbagliamento dalla luce.

^{FR} Une caractéristique distinctive de la série Artisan est sa texture graphique intéressante. L'anneau qui fixe l'abat-jour est fait au même niveau que les bords du luminaire, ce qui permet de masquer les bords et améliorer l'attrait esthétique. Des grilles anti-éblouissantes sont disponibles supplémentaires sur certains modèles. Le modèle peut être équipé d'un filtre HoneyComb-D45, qui minimise efficacement l'éblouissement et offre un faible facteur de pouvoir éblouissant.



LAMP	NUMBER OF LAMPS	COLOR	ARTICLE	MAX W LAMPS	IP
GU10	1x GU10	■ BLACK	P082PL-GU10-B	10 W	IP 20
	1x GU10	■ MATTE GOLD	P082PL-GU10-MG	10 W	IP 20
	1x GU10	□ WHITE	P082PL-GU10-W	10 W	IP 20



P082PL-GU10-B

Graphic texture of the lamp body.
LED energy efficient light source.

Usable with the HoneyComb-D45 anti-glare grille
to reduce the glare factor.



ANTI-DAZZLE FILTERS

ARTICLE	DIAMETER
---------	----------

HONEYCOMB-D45	45 MM
---------------	-------



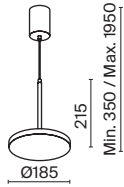
Plato


^{EN} The metal body, colors - white, black, or brass hues, houses a sophisticated lifting mechanism with manual cable adjustment. Emitting a soft, ambient glow through a matte diffuser, the integrated LED light source provides a gentle and comfortable illumination, perfect for accent and supplementary lighting. High color rendering index CRI>90.

^{DE} Metallrahmen, Farben - Weiß, Schwarz, Messing. Hebezeug, manuelle Seileinstellung. LED-Lichtquelle. Matter Diffusor, weiches angenehmes Licht für Akzent- und Zusatzbeleuchtung. Hoher Farbwiedergabeindex CRI>90.

^{IT} Corpo e' in metallo, colori sono bianco, nero, ottone. Il meccanismo di sollevamento, la regolazione manuale del cavo metallico. La sorgente luminosa a LED. Il diffusore opaco, la luce morbida e confortevole per l'illuminazione aggiuntiva di accento. L'alto coefficiente di resa cromatica e' CRI> 90.

^{FR} Corps en métal, couleurs : blanc, noir, laiton. Mécanisme de levage, réglage manuel du câble. Source de lumière à LED. Diffuseur mat, lumière douce et confort pour un éclairage accentué et supplémentaire. Taux de rendu des couleurs élevé CRI>90.



BEAM ANGLE	CCT	COLOR	ARTICLE	POWER	LIGHT FLUX	DIMMABLE	IP
	3K WARM	■ BLACK	P076PL-L12W3K-B	12 W	700 LM	NO	IP 20
	3K WARM	□ WHITE	P076PL-L12W3K-W	12 W	760 LM	NO	IP 20
	3K WARM	■ BRASS	P076PL-L12W3K-BS	12 W	790 LM	NO	IP 20



P076PL-L12W3K-B

Allow for placing accents over the required area.

Engaging disc-shaped design.



Wide scattering angle.



Alphabetical index

C

414	C007CW-01B	436	C032C-04-B-1
410	C009CW-L12B	436	C032C-04-MG-1
410	C009CW-L12B4K	436	C032C-04-W-1
410	C009CW-L12W	440	C032CL-12W3K-RD-B
410	C009CW-L12W4K	440	C032CL-12W3K-RD-MG
410	C009CW-L16B	440	C032CL-12W3K-RD-W
410	C009CW-L16B4K	441	C032CL-24W3K-RD-B
410	C009CW-L16W	441	C032CL-24W3K-RD-MG
410	C009CW-L16W4K	441	C032CL-24W3K-RD-W
368	C010CL-01B	441	C032CL-36W3K-RD-B
368	C010CL-01CH	441	C032CL-36W3K-RD-MG
368	C010CL-01MG	441	C032CL-36W3K-RD-W
368	C010CL-01W	442	C032CL-45W3K-RD-B
398	C012CL-01B	442	C032CL-45W3K-RD-MG
398	C012CL-01W	442	C032CL-45W3K-RD-W
398	C013CL-02B	443	C032CL-90W3K-RD-B
398	C013CL-02W	443	C032CL-90W3K-RD-MG
400	C014CL-01B	443	C032CL-90W3K-RD-W
400	C014CL-01W	440	C032CL-L12B4K
400	C015CL-02B	440	C032CL-L12W4K
400	C015CL-02W	441	C032CL-L32B4K
364	C016CL-01B	441	C032CL-L32W4K
364	C016CL-01W	441	C032CL-L43B4K
364	C017CL-02B	441	C032CL-L43W4K
364	C017CL-02W	442	C032CL-L48B4K
366	C017CW-01B	442	C032CL-L48W4K
366	C017CW-01MG	443	C032CL-L96B4K
366	C017CW-01W	443	C032CL-L96W4K
366	C018CL-01B	370	C034CL-01B
366	C018CL-01MG	370	C034CL-01G
366	C018CL-01W	370	C034CL-01W
392	C020CL-01B	468	C035WL-L3MG3K
392	C020CL-01GB	462	C038WL-L3B3K
392	C020CL-01W	462	C038WL-L3W3K
390	C021CL-02B	462	C039WL-L3B3K
390	C021CL-02W	462	C039WL-L3W3K
404	C024CL-L12B3K	460	C041WL-L3B3K
404	C024CL-L12B4K	460	C041WL-L3W3K
404	C024CL-L12W3K	418	C044CL-01-15GU10-B
404	C024CL-L12W4K	418	C044CL-01-15GU10-W
404	C024CL-L18B	418	C044CL-01-25GU10-B
404	C024CL-L18B4K	418	C044CL-01-25GU10-W
404	C024CL-L18W	381	C048CL-U-1B
404	C024CL-L18W4K	381	C048CL-U-1BMG
406	C027CL-L10B	381	C048CL-U-1BMS
406	C027CL-L10B4K	381	C048CL-U-1W
406	C027CL-L10W	381	C048CL-U-1WMMG
406	C027CL-L10W4K	381	C048CL-U-1WMS
452	C027WL-L10B	380	C050CL-U-1B
452	C027WL-L10W	380	C050CL-U-1MG
394	C029CL-01B	380	C050CL-U-1S
394	C029CL-01-S-B	380	C050CL-U-1W
394	C029CL-01-S-W	378	C051CL-01B
394	C029CL-01W	378	C051CL-01BS
396	C030CL-01B	378	C051CL-01G
396	C030CL-01W	378	C051CL-01MG
466	C031WL-L8B3K	378	C051CL-01W
466	C031WL-L8W3K	382	C051CL-U-2B

382	C051CL-U-2BMG	362	C032C-04-B-1
382	C051CL-U-2BMS	362	C032C-04-MG-1
382	C051CL-U-2W	362	C032C-04-W-1
382	C051CL-U-2WVG	357	C032CL-12W3K-RD-B
382	C051CL-U-2WMS	357	C032CL-12W3K-RD-MG
384	C052CL-01B	356	C032CL-12W3K-RD-W
384	C052CL-01BS	356	C032CL-24W3K-RD-B
384	C052CL-01MG	356	C032CL-24W3K-RD-MG
384	C052CL-01W	356	C032CL-24W3K-RD-W
376	C053CL-L12W3K-W-B	356	C032CL-36W3K-RD-B
376	C053CL-L12W3K-W-W	356	C032CL-36W3K-RD-MG
376	C053CL-L12W4K-W-B	356	C032CL-36W3K-RD-W
376	C053CL-L12W4K-W-W	356	C032CL-45W3K-RD-B
372	C055CL-L12B3K-W-B	458	C032CL-45W3K-RD-MG
372	C055CL-L12B3K-W-D-B	458	C032CL-45W3K-RD-W
372	C055CL-L12B4K-W-B	458	C032CL-90W3K-RD-B
372	C055CL-L12B4K-W-D-B	450	C032CL-90W3K-RD-MG
372	C055CL-L12W3K-W-BS	450	C032CL-90W3K-RD-W
372	C055CL-L12W3K-W-D-W	450	C032CL-L12B4K
372	C055CL-L12W3K-W-W	450	C032CL-L12W4K
386	C055CL-L12W3K-Z-B	450	C032CL-L32B4K
386	C055CL-L12W3K-Z-W	450	C032CL-L32W4K
372	C055CL-L12W4K-W-D-W	448	C032CL-L43B4K
372	C055CL-L12W4K-W-W	448	C032CL-L43W4K
386	C055CL-L12W4K-Z-B	448	C032CL-L48B4K
386	C055CL-L12W4K-Z-W	454	C032CL-L48W4K
374	C056CL-L12B3K-W-B	456	C032CL-L96B4K
374	C056CL-L12B3K-W-D-B	457	C032CL-L96W4K
374	C056CL-L12B4K-W-B	433	C034CL-01B
374	C056CL-L12B4K-W-D-B	433	C034CL-01G
374	C056CL-L12W3K-W-BS	433	C034CL-01W
374	C056CL-L12W3K-W-D-W	432	C035WL-L3MG3K
374	C056CL-L12W3K-W-W	432	C038WL-L3B3K
374	C056CL-L12W4K-W-D-W	432	C038WL-L3W3K
374	C056CL-L12W4K-W-W	434	C039WL-L3B3K
363	C064-01MG	434	C039WL-L3W3K
363	C064-01W	434	C041WL-L3B3K
360	C064CL-01-15W3K-D-RD-B	435	C041WL-L3W3K
360	C064CL-01-15W3K-D-RD-WB	435	C044CL-01-15GU10-B
360	C064CL-01-15W3K-RD-B	435	C044CL-01-15GU10-W
360	C064CL-01-15W3K-RD-WB	402	C044CL-01-25GU10-B
360	C064CL-01-15W4K-D-RD-B	402	C044CL-01-25GU10-W
360	C064CL-01-15W4K-D-RD-WB	402	C048CL-U-1B
360	C064CL-01-15W4K-RD-B	402	C048CL-U-1BMG
360	C064CL-01-15W4K-RD-WB	402	C048CL-U-1BMS
361	C064CL-01-25W3K-D-RD-B	402	C048CL-U-1W
361	C064CL-01-25W3K-D-RD-WB	402	C048CL-U-1WVG
361	C064CL-01-25W3K-RD-B	402	C048CL-U-1WMS
361	C064CL-01-25W3K-RD-WB	420	C050CL-U-1B
361	C064CL-01-25W4K-D-RD-B	420	C050CL-U-1MG
361	C064CL-01-25W4K-D-RD-WB	420	C050CL-U-1S
361	C064CL-01-25W4K-RD-B	420	C050CL-U-1W
361	C064CL-01-25W4K-RD-WB	422	C051CL-01B
362	C064CL-L12B3K	422	C051CL-01BS
362	C064CL-L12B3K-D	422	C051CL-01G
362	C064CL-L12B4K	422	C051CL-01MG
362	C064CL-L12B4K-D	422	C051CL-01W
362	C064CL-L12W3K	422	C051CL-U-2B

Alphabetical index

D

412	C087CL-GX53-B	300	DL003-01-W
412	C087CL-GX53-W	300	DL003-02-W
416	C088CL-GX53-B	322	DL008-2-01-B
416	C088CL-GX53-MG	322	DL008-2-01-W
416	C088CL-GX53-W	322	DL008-2-02-B
424	C089CL-12W3K-B	322	DL008-2-02-W
424	C089CL-12W3K-BMG	296	DL015-6-L7W
424	C089CL-12W3K-W	296	DL016-6-L12W
425	C089CL-15W3K-B	298	DL017-6-L18W3-4-6K
425	C089CL-15W3K-BMG	302	DL023-2-01B
425	C089CL-15W3K-W	302	DL023-2-01W
424	C089CL-8W3K-B	304	DL024-2-01B
424	C089CL-8W3K-BMG	304	DL024-2-01W
424	C089CL-8W3K-W	305	DL024-2-02B
426	C090CL-10W3K-B	305	DL024-2-02W
426	C090CL-10W3K-MG	308	DL024-2-03B
426	C090CL-10W3K-W	308	DL024-2-03W
426	C090CL-15W3K-B	302	DL025-2-01B
426	C090CL-15W3K-MG	302	DL025-2-01W
426	C090CL-15W3K-W	332	DL027-2-01B
430	C140RS-L200-7W3K-B	332	DL027-2-01-MG
430	C140RS-L200-7W3K-BBS	332	DL027-2-01-S
430	C140RS-L200-7W3K-W	332	DL027-2-01W
430	C140RS-L300-7W3K-B	310	DL028-2-01B
430	C140RS-L300-7W3K-BBS	310	DL028-2-01W
430	C140RS-L300-7W3K-W	310	DL029-2-01B
350	C140TRS-L200-7W3K-B	310	DL029-2-01W
350	C140TRS-L200-7W3K-BBS	312	DL029-2-02B
350	C140TRS-L200-7W3K-W	312	DL029-2-02W
350	C140TRS-L300-7W3K-B	326	DL030-2-01B
350	C140TRS-L300-7W3K-BBS	326	DL030-2-01W
350	C140TRS-L300-7W3K-W	327	DL031-2-L12B
428	C141CL-L125-6W3K-B	327	DL031-L12W3K-D-B
428	C141CL-L125-6W3K-BBS	327	DL031-L12W3K-D-W
428	C141CL-L125-6W3K-W	327	DL031-L12W4K-B
429	C141CL-L300-6W3K-B	327	DL031-L12W4K-D-B
429	C141CL-L300-6W3K-BBS	327	DL031-L12W4K-D-W
429	C141CL-L300-6W3K-W	327	DL031-L12W4K-W
431	C141RS-L125-6W3K-B	316	DL032-2-01B
431	C141RS-L125-6W3K-BBS	316	DL032-2-01W
431	C141RS-L125-6W3K-W	318	DL033-2-01B
431	C141RS-L300-6W3K-B	318	DL033-2-01W
431	C141RS-L300-6W3K-BBS	318	DL033-2-02B
431	C141RS-L300-6W3K-W	318	DL033-2-02W
464	C175-WL-01-6W-B	320	DL034-01-06W3K-B
464	C175-WL-01-6W-MG	320	DL034-01-06W3K-D-B
464	C175-WL-01-6W-W	320	DL034-01-06W3K-D-W
464	C176-WL-01-6W-B	320	DL034-01-06W3K-W
464	C176-WL-01-6W-MG	320	DL034-01-06W4K-B
464	C176-WL-01-6W-W	320	DL034-01-06W4K-D-B
476	C191-WL-02-W	320	DL034-01-06W4K-D-W
470	C804WL-L12W	320	DL034-01-06W4K-W
472	C806WL-L5B	321	DL034-L12W3K-D-B
472	C806WL-L5W	321	DL034-L12W3K-D-W
474	C808WL-L3B	321	DL034-L12W4K-B
474	C808WL-L3W	321	DL034-L12W4K-D-B
		321	DL034-L12W4K-D-W
		321	DL034-L12W4K-W

352	DL038-2-L7B4K	284	DL049-01W
352	DL038-2-L7W4K	284	DL049-01WG
314	DL042-01-RD-B	285	DL050-01B
314	DL042-01-RD-W	285	DL050-01GB
312	DL042-01-SQ-B	285	DL050-01W
312	DL042-01-SQ-W	285	DL050-01WG
256	DL043-01-10W3K-D-RD-W	288	DL051-01-GU10-RD-W
256	DL043-01-10W3K-D-RD-WB	288	DL051-01-GU10-RD-WB
260	DL043-01-10W3K-D-SQ-W	288	DL051-01-GU10-RD-WMG
260	DL043-01-10W3K-D-SQ-WB	288	DL051-01-GU10-RD-WS
256	DL043-01-10W3K-RD-W	289	DL051-01-GU10-SQ-W
256	DL043-01-10W3K-RD-WB	289	DL051-01-GU10-SQ-WB
260	DL043-01-10W3K-SQ-W	289	DL051-01-GU10-SQ-WMG
260	DL043-01-10W3K-SQ-WB	289	DL051-01-GU10-SQ-WS
256	DL043-01-10W4K-D-RD-W	287	DL051-U-2W
256	DL043-01-10W4K-D-RD-WB	287	DL051-U-2WB
260	DL043-01-10W4K-D-SQ-W	287	DL051-U-2WMG
260	DL043-01-10W4K-D-SQ-WB	286	DL053-01B
256	DL043-01-10W4K-RD-W	286	DL053-01BMG
256	DL043-01-10W4K-RD-WB	286	DL053-01W
260	DL043-01-10W4K-SQ-W	286	DL053-01WB
260	DL043-01-10W4K-SQ-WB	286	DL053-01WMG
257	DL043-01-15W3K-D-RD-W	280	DL053-12W3K-W
257	DL043-01-15W3K-D-RD-WB	280	DL053-12W4K-W
261	DL043-01-15W3K-D-SQ-W	280	DL053-18W3K-W
261	DL043-01-15W3K-D-SQ-WB	280	DL053-18W4K-W
257	DL043-01-15W3K-RD-W	281	DL053-24W3K-W
257	DL043-01-15W3K-RD-WB	281	DL053-24W4K-W
261	DL043-01-15W3K-SQ-W	282	DL054-12W3K-W
261	DL043-01-15W3K-SQ-WB	282	DL054-12W4K-W
257	DL043-01-15W4K-D-RD-W	282	DL054-18W3K-W
257	DL043-01-15W4K-D-RD-WB	282	DL054-18W4K-W
261	DL043-01-15W4K-D-SQ-W	283	DL054-24W3K-W
261	DL043-01-15W4K-D-SQ-WB	283	DL054-24W4K-W
257	DL043-01-15W4K-RD-W	274	DL055-12W3-4-6K-W
257	DL043-01-15W4K-RD-WB	274	DL055-12W3K-W
261	DL043-01-15W4K-SQ-W	274	DL055-12W4K-W
261	DL043-01-15W4K-SQ-WB	274	DL055-18W3-4-6K-W
262	DL043-02-10W3K-D-SQ-W	274	DL055-18W3K-W
262	DL043-02-10W3K-D-SQ-WB	274	DL055-18W4K-W
262	DL043-02-10W3K-SQ-W	276	DL055-24W3-4-6K-W
262	DL043-02-10W3K-SQ-WB	276	DL055-24W3K-W
262	DL043-02-10W4K-D-SQ-W	276	DL055-24W4K-W
262	DL043-02-10W4K-D-SQ-WB	277	DL056-12W3-4-6K-W
262	DL043-02-10W4K-SQ-W	277	DL056-12W3K-W
262	DL043-02-10W4K-SQ-WB	277	DL056-12W4K-W
263	DL043-02-15W3K-D-SQ-W	278	DL056-18W3-4-6K-W
263	DL043-02-15W3K-D-SQ-WB	278	DL056-18W3K-W
263	DL043-02-15W3K-SQ-W	278	DL056-18W4K-W
263	DL043-02-15W3K-SQ-WB	279	DL056-24W3-4-6K-W
263	DL043-02-15W4K-D-SQ-W	279	DL056-24W3K-W
263	DL043-02-15W4K-D-SQ-WB	283	DL056-24W3K-W
263	DL043-02-15W4K-SQ-W	279	DL056-24W4K-W
263	DL043-02-15W4K-SQ-WB	340	DL057-10W3K-B
270	DL044-01-GU10-B	340	DL057-10W3K-W
270	DL044-01-GU10-W	338	DL057-7W3K-B
284	DL049-01B	338	DL057-7W3K-W
284	DL049-01GB	347	DL058-12W3K-B

Alphabetical index

P

347	DL058-12W3K-BS	494	P010PL-L23B
349	DL058-12W3K-TRS-B	494	P010PL-L23B4K
349	DL058-12W3K-TRS-BS	494	P010PL-L23G3K
349	DL058-12W3K-TRS-W	494	P010PL-L23G4K
347	DL058-12W3K-W	494	P010PL-L23W
346	DL058-7W3K-B	494	P010PL-L23W4K
346	DL058-7W3K-BS	498	P010PL-L30B
348	DL058-7W3K-TRS-B	498	P010PL-L30B4K
348	DL058-7W3K-TRS-BS	498	P010PL-L30G3K
348	DL058-7W3K-TRS-W	498	P010PL-L30G4K
346	DL058-7W3K-W	498	P010PL-L30W
292	DL083-01-GU10-RD-B	498	P010PL-L30W4K
292	DL083-01-GU10-RD-S	482	P020PL-01B
292	DL083-01-GU10-RD-W	482	P020PL-01MG
292	DL083-01-GU10-SQ-B	500	P022PL-L10B
292	DL083-01-GU10-SQ-S	500	P022PL-L10MG3K
292	DL083-01-GU10-SQ-W	500	P022PL-L10W
267	DL086-02-GX53-SQ-B	502	P022PL-L20B3K
267	DL086-02-GX53-SQ-BG	502	P022PL-L20G3K
267	DL086-02-GX53-SQ-W	502	P022PL-L20W3K
264	DL086-GX53-RD-B	486	P039PL-5W3K-10-B
264	DL086-GX53-RD-BG	488	P039PL-5W3K-10INS-B
264	DL086-GX53-RD-W	486	P039PL-5W3K-20-B
266	DL086-GX53-SQ-B	488	P039PL-5W3K-20INS-B
266	DL086-GX53-SQ-BG	486	P039PL-5W4K-10-B
266	DL086-GX53-SQ-W	488	P039PL-5W4K-10INS-B
330	DL087-GX53-RD-B	486	P039PL-5W4K-20-B
330	DL087-GX53-RD-W	488	P039PL-5W4K-20INS-B
332	DL088-GU10-RD-B	508	P044PL-01-30GU10-B
332	DL088-GU10-RD-MG	508	P044PL-01-30GU10-W
332	DL088-GU10-RD-W	508	P044PL-01-40GU10-B
336	DL089-5W3K-BW	508	P044PL-01-40GU10-W
336	DL089-9W3K-BW	490	P050PL-L40B4K
324	DL093-01-10W3K-B	490	P050PL-L40W4K
324	DL093-01-10W3K-W	492	P051PL-L40B4K
325	DL093-02-10W3K-B	492	P051PL-L40W4K
325	DL093-02-10W3K-W	504	P064PL-01B
336	DL094-02-7W3K-B	504	P064PL-01G
336	DL094-02-7W3K-W	504	P064PL-01W
344	DL095-01-10W3K-B	484	P072PL-L12B3K-1
344	DL095-01-10W3K-W	484	P072PL-L12B4K-1
345	DL095-02-10W3K-B	484	P072PL-L12W3K-1
345	DL095-02-10W3K-W	484	P072PL-L12W3K-BS
294	DL2001-L12B	484	P072PL-L12W4K-1
294	DL303-L12W	480	P075PL-01B
294	DL303-L7W	480	P075PL-01MG
36	DRC034-B	480	P075PL-01W
		522	P076PL-L12W3K-B
		522	P076PL-L12W3K-BS
		522	P076PL-L12W3K-W
		512	P080PL-01B
		512	P080PL-01W
		520	P082PL-GU10-B
		520	P082PL-GU10-MG
		520	P082PL-GU10-W
		510	P085PL-12W3K-B
		510	P085PL-12W3K-W
		510	P085PL-12W4K-B

T

510	P085PL-12W4K-W	40	TRA034HCL-41W
514	P088PL-GX53-B	154	TR002-1-GU10-B
514	P088PL-GX53-MG	154	TR002-1-GU10-W
514	P088PL-GX53-W	185	TR003-1-10W3K-S-B
518	P089PL-15W3K-B	185	TR003-1-10W3K-S-W
518	P089PL-15W3K-MG	185	TR003-1-10W4K-S-B
518	P089PL-15W3K-W	185	TR003-1-10W4K-S-W
519	P089PL-25W3K-B	185	TR003-1-12W3K-B
519	P089PL-25W3K-MG	185	TR003-1-12W3K-W
519	P089PL-25W3K-W	185	TR003-1-12W4K-B
519	P089PL-33W3K-B	185	TR003-1-12W4K-W
519	P089PL-33W3K-MG	185	TR003-1-15W3K-S-B
519	P089PL-33W3K-W	185	TR003-1-15W3K-S-W
506	P318PL-01B	185	TR003-1-15W4K-S-B
506	P318-PL-01-W	185	TR003-1-15W4K-S-W
		185	TR003-1-17W3K-B
		185	TR003-1-17W4K-B
		186	TR003-1-26W3K-S-B
		186	TR003-1-26W3K-S-W
		186	TR003-1-26W4K-S-B
		186	TR003-1-26W4K-S-W
		186	TR003-1-30W3K-B
		186	TR003-1-30W3K-W
		186	TR003-1-30W4K-B
		186	TR003-1-30W4K-W
		187	TR003-1-40W3K-B
		187	TR003-1-40W3K-W
		187	TR003-1-40W4K-B
		184	TR003-1-6W3K-B
		184	TR003-1-6W3K-S-B
		184	TR003-1-6W3K-S-W
		184	TR003-1-6W3K-W
		184	TR003-1-6W4K-S-B
		184	TR003-1-6W4K-S-W
		152	TR004-1-GU10-B
		152	TR004-1-GU10-GF
		152	TR004-1-GU10-MG
		152	TR004-1-GU10-W
		168	TR005-1-GU10-B
		168	TR005-1-GU10-BG
		168	TR005-1-GU10-W
		80	TR005-2-12W3K-B
		80	TR005-2-12W3K-BBS
		80	TR005-2-12W3K-BW
		82	TR005-2-2X12W3K-B
		82	TR005-2-2X12W3K-BBS
		82	TR005-2-2X12W3K-BW
		80	TR005-4-12W-DS-B
		80	TR005-4-12W-DS-BW
		80	TR005-4-12W-DS-BW
		82	TR005-4-2X12W-DS-B
		82	TR005-4-2X12W-DS-BBS
		82	TR005-4-2X12W-DS-BW
		188	TR007-1-12W3K-B
		188	TR007-1-12W3K-W
		188	TR007-1-12W4K-B
		188	TR007-1-12W4K-W
		188	TR007-1-18W3K-B

Alphabetical index

T

188	TR007-1-18W3K-B4K	174	TR021-1-124K-Z-B
188	TR007-1-18W3K-W	172	TR021-1-12B3K
188	TR007-1-18W3K-W4K	172	TR021-1-12B3K-W-B
156	TR008-1-GU10-B	172	TR021-1-12B3K-W-D-B
156	TR008-1-GU10-W	174	TR021-1-12B3K-Z-B
196	TR010-1-10W3K-M-B	174	TR021-1-12B3K-Z-D-B
198	TR010-1-10W3K-M-B-DE	174	TR021-1-12B3K-Z-D-B
196	TR010-1-10W3K-M-W	174	TR021-1-12B3K-Z-D-W
198	TR010-1-10W3K-M-W-DE	174	TR021-1-12B3K-Z-D-W
196	TR010-1-10W4K-M-B	174	TR021-1-12B3K-Z-W
198	TR010-1-10W4K-M-B-DE	172	TR021-1-12B4K
196	TR010-1-10W4K-M-W	172	TR021-1-12B4K-W-B
198	TR010-1-10W4K-M-W-DE	172	TR021-1-12B4K-W-D-B
196	TR010-1-20W3K-M-B	174	TR021-1-12B4K-Z-W
196	TR010-1-20W3K-M-W	172	TR021-1-12W3K
196	TR010-1-20W4K-M-B	172	TR021-1-12W3K-W-BBS
196	TR010-1-20W4K-M-W	172	TR021-1-12W3K-W-D-W
198	TR010-1-22W3K-M-B-DE	172	TR021-1-12W3K-W-W
198	TR010-1-22W3K-M-W-DE	172	TR021-1-12W4K
198	TR010-1-22W4K-M-B-DE	172	TR021-1-12W4K-W-D-W
198	TR010-1-22W4K-M-W-DE	172	TR021-1-12W4K-W-W
158	TR011-1-GU10-B	166	TR022-1-GU10-B
158	TR011-1-GU10-G	166	TR022-1-GU10-MG
158	TR011-1-GU10-W	166	TR022-1-GU10-W
237	TR012-2-20W3K-B	150	TR025-1-GU10-B
237	TR012-2-20W4K-B	150	TR025-1-GU10-W
236	TR012-2-7W3K-B	212	TR028-3-GU10-B
236	TR012-2-7W4K-B	212	TR028-3-GU10-MG
238	TR013-2-10W3K-B	212	TR028-3-GU10-W
238	TR013-2-10W4K-B	218	TR029-3-10W3K-B
238	TR013-2-20W3K-B	218	TR029-3-10W3K-S-B
238	TR013-2-20W4K-B	218	TR029-3-10W3K-S-W
242	TR014-2-10W3K-B	218	TR029-3-10W4K-B
242	TR014-2-10W4K-B	218	TR029-3-10W4K-S-B
242	TR014-2-20W3K-B	218	TR029-3-10W4K-S-W
242	TR014-2-20W4K-B	218	TR029-3-10W4K-W
244	TR015-2-10W3K-B	218	TR029-3-20W3K-B
244	TR015-2-10W4K-B	219	TR029-3-20W3K-S-B
244	TR015-2-20W3K-B	219	TR029-3-20W3K-S-W
244	TR015-2-20W4K-B	219	TR029-3-20W3K-W
250	TR016-2-12W3K-B	219	TR029-3-20W4K-S-B
250	TR016-2-12W4K-B	219	TR029-3-20W4K-S-W
249	TR019-2-10W3K-B	219	TR029-3-20W4K-W
249	TR019-2-10W4K-B	219	TR029-3-26W3K-S-B
249	TR019-2-15W3K-B	219	TR029-3-26W3K-S-W
249	TR019-2-15W4K-B	219	TR029-3-26W4K-S-B
248	TR019-2-7W3K-B	219	TR029-3-26W4K-S-W
248	TR019-2-7W4K-B	219	TR029-3-30W3K-B
160	TR020-1-GU10-B	219	TR029-3-30W3K-W
160	TR020-1-GU10-W	219	TR029-3-30W4K-B
165	TR020-1-U-GU10-BG	219	TR029-3-30W4K-W
165	TR020-1-U-GU10-BGF	72	TR030-2-12W3K-B
165	TR020-1-U-GU10-BMG	72	TR030-2-12W3K-W
165	TR020-1-U-GU10-BS	72	TR030-2-12W4K-B
163	TR020-1-U-GU10-WG	72	TR030-2-12W4K-W
163	TR020-1-U-GU10-WGF	72	TR030-2-24W3K-B
163	TR020-1-U-GU10-WMG	73	TR030-2-24W3K-W
163	TR020-1-U-GU10-WS	73	

73	TR030-2-24W4K-B	96	TR038-4-5WTW-DD-B
73	TR030-2-24W4K-W	112	TR040-2-18W3K
72	TR030-4-12W3K-WW-DS-B	112	TR040-2-18W3K-BBS
72	TR030-4-12W3K-WW-DS-W	112	TR040-2-18W3K-W
72	TR030-4-12WTW-DD-B	112	TR040-2-18W4K
72	TR030-4-12WTW-DD-W	112	TR040-2-18W4K-W
73	TR030-4-24W3K-WW-DS-B	112	TR040-4-18W3K-DS
73	TR030-4-24W3K-WW-DS-W	112	TR040-4-18W3K-DS-BBS
73	TR030-4-24WTW-DD-B	112	TR040-4-18W3K-DS-W
73	TR030-4-24WTW-DD-W	112	TR040-4-18WTW-DD-B
73	TR030-4-30WTW-DD-B	112	TR040-4-18WTW-DD-W
73	TR030-4-30WTW-DD-W	62	TR041-2-12W3K-B
104	TR031-2-12W3K-B	62	TR041-2-12W3K-BBS
104	TR031-2-12W3K-W	62	TR041-2-12W3K-W
104	TR031-2-12W4K-B	62	TR041-2-12W4K-B
104	TR031-2-12W4K-W	62	TR041-2-12W4K-W
104	TR031-4-12W3K-S-DS-B	62	TR041-4-12W3K-M-DS-B
104	TR031-4-12W3K-S-DS-W	62	TR041-4-12W3K-M-DS-BBS
104	TR031-4-12WTW-DD-B	62	TR041-4-12W3K-M-DS-W
104	TR031-4-12WTW-DD-W	62	TR041-4-12WTW-DD-B
61	TR032-2-12W3K-M-BBS	62	TR041-4-12WTW-DD-W
59	TR032-2-12W3K-S-B	74	TR042-2-24W3K-1
59	TR032-2-12W3K-S-W	74	TR042-2-24W3K-W
59	TR032-2-12W4K-S-B	74	TR042-2-24W4K-1
59	TR032-2-12W4K-S-W	74	TR042-2-24W4K-W
59	TR032-2-20W3K-S-B	74	TR042-4-24W3K-WW-DS-1
59	TR032-2-20W3K-S-W	74	TR042-4-24W3K-WW-DS-W
59	TR032-2-20W4K-S-B	192	TR043-1-12W3K-B
59	TR032-2-20W4K-S-W	192	TR043-1-12W4K-B
60	TR032-2-5W3K-M-BBS	194	TR044-1-12W3K-B
58	TR032-2-5W3K-S-B	194	TR044-1-12W4K-B
58	TR032-2-5W3K-S-W	129	TR080-1-12W3K-B
58	TR032-2-5W4K-S-B	129	TR080-1-12W3K-W
58	TR032-2-5W4K-S-W	129	TR080-1-12W4K-B
61	TR032-4-12W3K-M-DS-BBS	129	TR080-1-12W4K-W
59	TR032-4-12W3K-S-DS-B	129	TR080-1-18W3K-B
59	TR032-4-12W3K-S-DS-W	129	TR080-1-18W3K-W
61	TR032-4-12WTW-S-DD-B	129	TR080-1-18W4K-B
61	TR032-4-12WTW-S-DD-W	129	TR080-1-18W4K-W
59	TR032-4-20W3K-S-DS-B	128	TR080-1-6W3K-B
59	TR032-4-20W3K-S-DS-W	128	TR080-1-6W3K-W
61	TR032-4-20WTW-S-DD-B	128	TR080-1-6W4K-B
60	TR032-4-5W3K-M-DS-BBS	128	TR080-1-6W4K-W
58	TR032-4-5W3K-S-DS-W	135	TR082-1-12W3K-M-B
58	TR032-4-5W3K-S-DS-W	135	TR082-1-12W3K-M-W
60	TR032-4-5WTW-S-DD-B	135	TR082-1-12W4K-M-B
60	TR032-4-5WTW-S-DD-W	135	TR082-1-12W4K-M-W
106	TR033-4-12WTW-DD-B	135	TR082-1-18W3K-M-B
106	TR033-4-12WTW-DD-W	135	TR082-1-18W3K-M-W
78	TR036-4-12WTW-DD-B	135	TR082-1-18W4K-M-B
78	TR036-4-12WTW-DD-W	135	TR082-1-18W4K-M-W
92	TR038-2-5W3K-1	134	TR082-1-6W3K-M-B
92	TR038-2-5W3K-W-1	134	TR082-1-6W3K-M-W
92	TR038-2-5W4K-1	134	TR082-1-6W4K-M-B
92	TR038-2-5W4K-W-1	134	TR082-1-6W4K-M-W
92	TR038-4-5W3K-WW-DS-1	136	TR084-1-12W3K-B
92	TR038-4-5W3K-WW-DS-W-1	136	TR084-1-12W3K-W
92	TR038-4-5WTW-DD-B	136	TR084-1-12W4K-B

Alphabetical index

T

136	TR084-1-12W4K-W	200	TR104-1-12W4K-B-DE
190	TR084-1-15W3K-B	200	TR104-1-12W4K-W-DE
190	TR084-1-15W3K-D-B	200	TR104-1-24W3K-B-DE
190	TR084-1-15W3K-D-W	200	TR104-1-24W3K-W-DE
190	TR084-1-15W3K-W	200	TR104-1-24W4K-B-DE
190	TR084-1-15W4K-B	200	TR104-1-24W4K-W-DE
190	TR084-1-15W4K-D-B	98	TR106-2-12W3K-B
190	TR084-1-15W4K-D-W	98	TR106-2-12W3K-W
190	TR084-1-15W4K-W	98	TR106-2-18W3K-B
136	TR084-1-6W3K-B	98	TR106-2-18W3K-W
136	TR084-1-6W3K-W	98	TR106-4-12W-DS-B
136	TR084-1-6W4K-B	98	TR106-4-12W-DS-W
136	TR084-1-6W4K-W	98	TR106-4-18W-DS-B
178	TR085-1-5W3K-B	98	TR106-4-18W-DS-W
178	TR085-1-5W3K-W	114	TR107-2-5W3K-B
178	TR085-1-5W4K-B	114	TR107-2-5W3K-BS
178	TR085-1-5W4K-W	114	TR107-2-5W3K-W
90	TR086-2-25W3K-B	114	TR107-4-5W-DS-B
90	TR086-2-25W3K-W	114	TR107-4-5W-DS-BS
90	TR086-2-25W4K-B	114	TR107-4-5W-DS-W
90	TR086-2-25W4K-W	86	TR108-2-10W3K-B
90	TR086-4-25W-DS-B	86	TR108-4-10W3K-DS-B
90	TR086-4-25W-DS-W	48	TR122-2-7W3K-B
170	TR087-1-GU10-B	48	TR122-2-7W3K-BS
170	TR087-1-GU10-W	48	TR122-2-7W3K-W
204	TR088-1-GX53-B	48	TR122-4-7W-DS-B
204	TR088-1-GX53-MG	48	TR122-4-7W-DS-BS
204	TR088-1-GX53-W	48	TR122-4-7W-DS-W
202	TR089-1-GU10-BB	100	TR123-2-15W3K-B
202	TR089-1-GU10-BMG	100	TR123-4-15W-DS-B
202	TR089-1-GU10-WW	100	TR131-2-15W3K-B
96	TR090-4-6W-DS-B	100	TR131-4-15W-DS-B
52	TR097-2-12W3K-M-BB	50	TR132-2-7W3K-B
52	TR097-2-12W3K-M-BMG	50	TR132-2-7W3K-BS
52	TR097-2-12W3K-M-BW	50	TR132-2-7W3K-W
52	TR097-2-12W4K-M-BB	50	TR132-4-7W-DS-B
52	TR097-2-12W4K-M-BMG	50	TR132-4-7W-DS-BS
52	TR097-2-12W4K-M-BW	50	TR132-4-7W-DS-W
108	TR100-2-2W3K-S-B	68	TR141-2-6W3K-M-B
108	TR100-2-2W3K-S-W	68	TR141-2-6W3K-M-BS
108	TR100-2-2W4K-S-B	68	TR141-2-6W3K-M-W
108	TR100-2-2W4K-S-W	144	TRA001B-11B
76	TR102-24W3K-B-1	144	TRA001B-11W
76	TR102-24W3K-W	144	TRA001C-11B
76	TR102-24W4K-B-1	144	TRA001C-11W
76	TR102-24W4K-W	145	TRA001CF-11B
76	TR102-24W-DS-B-1	145	TRA001CF-11W
76	TR102-24W-DS-W	144	TRA001CL-11B
138	TR103-1-12W3K-M-B	144	TRA001CL-11W
138	TR103-1-12W3K-M-W	144	TRA001CT-11B
138	TR103-1-12W4K-M-B	144	TRA001CT-11W
138	TR103-1-12W4K-M-W	145	TRA001CW-11B
138	TR103-1-5W3K-M-B	145	TRA001CW-11W
138	TR103-1-5W3K-M-W	144	TRA001CX-11B
138	TR103-1-5W4K-M-B	144	TRA001CX-11W
138	TR103-1-5W4K-M-W	142	TRA001EC-11B
200	TR104-1-12W3K-B-DE	142	TRA001EC-11W
200	TR104-1-12W3K-W-DE	148	TRA002B-11B


148	TRA002B-11W	210	TRA005CT-31W-L	122	TRA084DR-100B-1
148	TRA002C-11B	210	TRA005CT-31W-R	122	TRA084DR-100W-1
148	TRA002C-11W	211	TRA005CX-31B	122	TRA084DR-200B-1
149	TRA002CL-11B	211	TRA005CX-31W	122	TRA084DR-200W-1
149	TRA002CL-11W	208	TRA005EC-31B	118	TRA084EC-111B
149	TRA002CT-11B	208	TRA005EC-31W	118	TRA084EC-111W
149	TRA002CT-11W	211	TRA005TL-31B	118	TRA084EC-112B
149	TRA002CX-11B	211	TRA005TL-31W	118	TRA084EC-112W
149	TRA002CX-11W	211	TRA005WS-31B	44	TRACL034-42B-R
146	TRA002EC-11B	211	TRA005WS-31W	142	TRX001-111B
146	TRA002EC-11W	46	TRA034B-42B	142	TRX001-111W
149	TRA002HR-11B	46	TRA034B-42B-1	142	TRX001-112B
225	TRA004-21B	46	TRA034B-42W-1	142	TRX001-112W
230	TRA004B-22B	40	TRA034C-21B	146	TRX004-111B
224	TRA004C-21S	40	TRA034C-21W	146	TRX004-111W
228	TRA004C-222S	44	TRA034C-42S	146	TRX004-112B
224	TRA004CL-21B	44	TRA034C-42S	146	TRX004-112W
228	TRA004CL-22B	44	TRA034CL-42.12B	222	TRX004-211B
230	TRA004CPC-22B	44	TRA034CL-42.12W	222	TRX004-212B
47	TRA004DR-100S	44	TRA034CL-42B	226	TRX004-221B
122	TRA004DR-100S	46	TRA034CPC-42B-15	226	TRX004-222B
230	TRA004DR-100S	46	TRA034CPC-42B-15-1	208	TRX005-311B
47	TRA004DR-150S	46	TRA034CPC-42B-50	208	TRX005-311W
122	TRA004DR-150S	46	TRA034CPC-42W-15-1	208	TRX005-312B
230	TRA004DR-150S	44	TRA034CT-42.12B	208	TRX005-312W
47	TRA004DR-200S	44	TRA034CT-42.12W	38	TRX034-411B
122	TRA004DR-200S	44	TRA034CT-42B	38	TRX034-411W
230	TRA004DR-200S	38	TRA034EC-41B	38	TRX034-412B
47	TRA004DR-320S	38	TRA034EC-41W	38	TRX034-412W
122	TRA004DR-320S	38	TRA034EC-42B	42	TRX034-421.12B
230	TRA004DR-320S	38	TRA034EC-42W	42	TRX034-421.12W
224	TRA004EC-21B	40	TRA034HCL-41B	42	TRX034-422.12B
226	TRA004EC-22B	41	TRA034HS-21B	42	TRX034-422.12W
225	TRA004HP-21B	41	TRA034HS-21W	47	TRX034DR4-100B-1
224	TRA004HS-21S	40	TRA034ICL-41B	47	TRX034DR4-100W-1
224	TRA004ICL-21B	40	TRA034ICL-41W	47	TRX034DR4-200B-1
228	TRA004ICL-22B	44	TRA034ICL-42.12B	47	TRX034DR4-200W-1
228	TRA004OCL-22B	44	TRA034ICL-42.12W	118	TRX084-111B
230	TRA004PC-22B	46	TRA034PC-42B	118	TRX084-111W
225	TRA004SW-21S	46	TRA034PC-42W	118	TRX084-112B
210	TRA005B-31B-L	41	TRA034SW-2B	118	TRX084-112W
210	TRA005B-31B-R	41	TRA034SW-2W		
210	TRA005B-31W-L	44	TRA044-ANGLE		
210	TRA005B-31W-R	44	TRA044-ANGLE.12B		
210	TRA005C-31B	44	TRA044ANGLE.12BW		
210	TRA005C-31W	120	TRA084B-11B		
211	TRA005CF-31B	120	TRA084B-11W		
211	TRA005CF-31W	120	TRA084C-11B		
210	TRA005CI-31B	120	TRA084C-11W		
210	TRA005CI-31W	121	TRA084CI-11B		
211	TRA005CL-31B-L	121	TRA084CI-11W		
211	TRA005CL-31B-R	121	TRA084CL-11B		
211	TRA005CL-31W-L	121	TRA084CL-11W		
211	TRA005CL-31W-R	121	TRA084CR-11B		
211	TRA005CS-31B	121	TRA084CR-11W		
211	TRA005CS-31W	121	TRA084CT-11B		
210	TRA005CT-31B-L	121	TRA084CT-11W		
210	TRA005CT-31B-R	121	TRA084CX-11B		

Accurate to the beam

In order to prevent distortion of perception, it is necessary to control many technical parameters that can be measured and digitized by high-precision and compound devices. The results of this control are always noticeable and visible to the eye, but difficult to describe.

The technical department studies each lamp model and controls its quality at all stages of production. Technicians work in a 270 m² laboratory, surrounded by a dozen compound mechanisms: a goniophotometer, a viewing oscilloscope, an integrating sphere, and many others.

Each of them performs its "duties": calculates the exact intensity of the light flux, light temperature, light scattering density and the exact shape of the beam - photometry of the lamp, evaluates the stability of the controllers and the technical parameters of the LEDs. Each indicator recorded by devices is a step towards the highest quality lighting.



How will the lights work at different times of day? How will light be dispersed across the space in question?

By using accurate measurements and special lighting design software, or by using an intuitive approach to lighting and the correct specifications, you can determine how the lighting will perform.

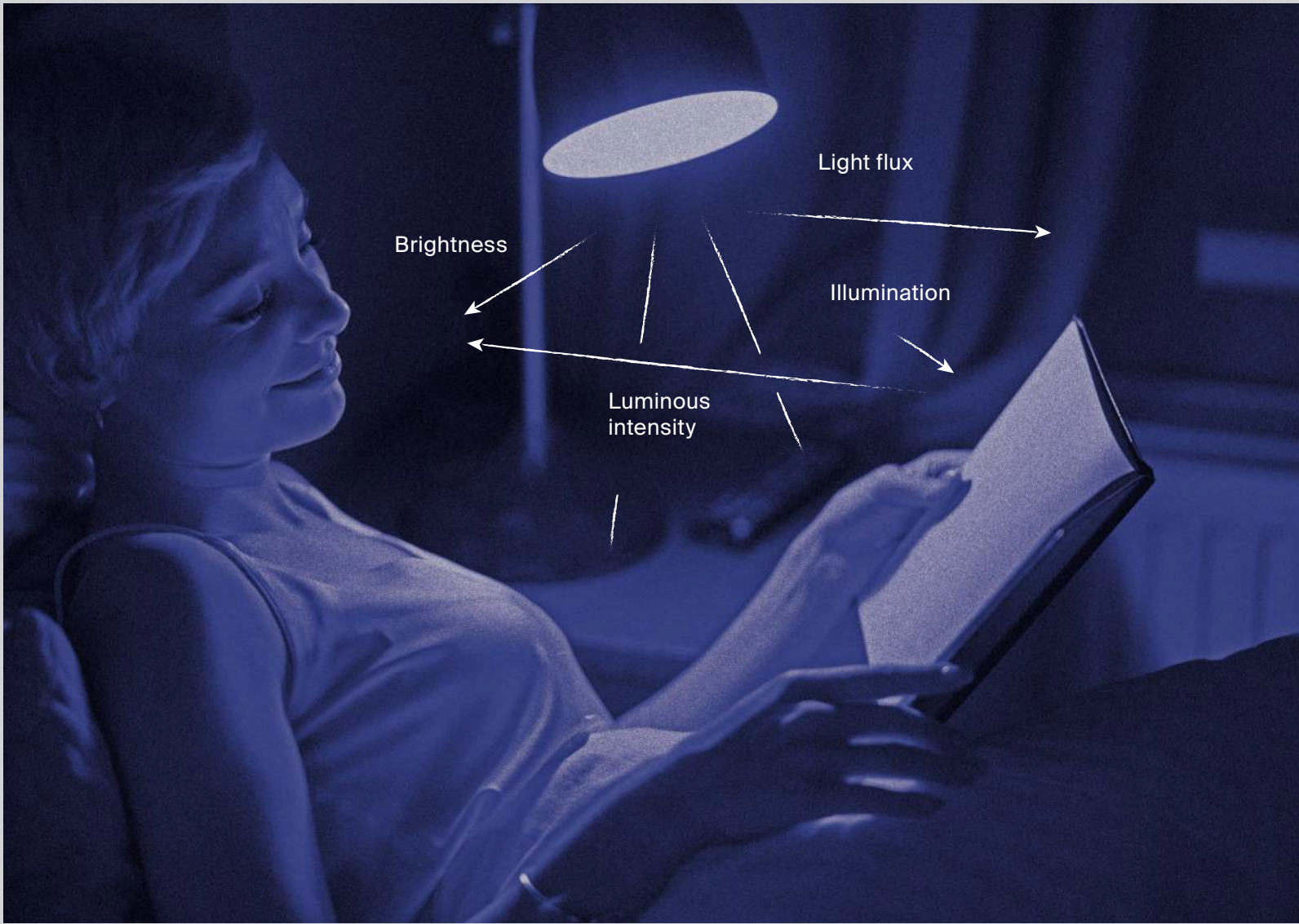
Art meets Science

To understand how lighting will perform, it is always necessary to take into account the features of the space where the light source will be located.

Light works in magical ways, creating outlines, shadows and making shapes that cannot always be predicted. This is electromagnetic radiation in a certain range of wave-lengths that is reflected off surrounding objects.

All artificial light sources have their own values of the light flux, their own shape of the photometric body, light intensity, their own distribution of radiation over the spectrum.

All artificial light sources have their own values of light flux, their individual photometric bodyshape and unique light intensity, plus their own distribution of radiation over the spectrum.



Brightness
Unit: cd/m^2

The amount of light emitted from a unit of visible surface in a given direction.

Light flux
Unit: Lumen (lm)

The amount of light emitted.

Luminous intensity
Unit: candela (cd)

The amount of light (strength of the beam) emitted in a given.

Illumination
Unit: lux (lx)

The amount of light touching a surface.

Power Efficiency

How many square meters will the lighting cover? The answer lies in the light flux rather than intensity.

The intensity of the lamp or lamps does not help us understand whether there is enough light. The intensity of the light source is helpful during the electrical part of the lighting installation and when evaluating the energy efficiency of the lamp. The best modern lamps have a luminous efficacy approaching 200 lm/W.

The major indicator worth noting is the light flux, which is generated by a light source — a lamp or a built-in LED source. It is measured in lumens. This indicator gives us the opportunity to understand how much additional light will be provided when turning on a lamp. For example: a typical incandescent lamp with a power of 100 W creates a light flux equal to approximately 1300 lm.

A typical 100W incandescent lamp produces a light flux of approximately 1300 lm.



Is there sufficient light?

Illumination is not given by the lamp, but rather by its light flux which hits the surface.

Illumination is a characteristic of the illuminated surface rather than the lamp itself. The amount of light that reaches the surface depends on the distance it must travel, the spatial orientation of the lamp, and the presence of objects that reflect or absorb light.

In addition to the characteristics of the light source, illumination also depends on the geometry and reflective characteristics of objects surrounding a given surface, as well as on the relative position of the lamp. Illumination is equal to the ratio of light flux that touches the surface to the total area of the surface.

The unit of measurement for illuminance is 1 lux (lx).
 $1 \text{ lux} = 1 \text{ lm/m}^2$.



Hall
100 lx



Corridor
100 lx



Bedroom
150/100 lx (if a dim light is required)



Bathroom
150 lx



Living room
150 or 200 lx



Dining room
200 lx



Children's room
200 lx



Kitchen / Work area
200 lx / 300 or 400 lx



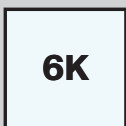
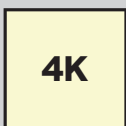
Working area
400 lx

Colour temperature

Designers recommend using lamps offering different colour temperatures for different indoor zones.

This concept is based on a physical phenomenon in which an absolutely black mass, heated to a certain temperature begins to emit light of a certain colour – from rich red to pristine white and blue. In our natural environment, we are constantly confronted with changes in the colour temperature of sunlight throughout the day, which has an impact on our well-being. When choosing artificial light sources, you need to know what temperature corresponds to a particular shade of colour. The choice of the colour temperature of light sources is determined primarily by the colour scheme of the illuminated objects: cold colours look better in cold (neutral) light, warm colours look better in warm light.

Symbols for colour temperature:





**2700–3000K
Very warm white**

Cosy evening atmosphere in the bedroom and living room. Dining table lighting. Floor lamps, wall lamps, and bed lamps.



**3000–4000K
Warm white**

Most often, this colour temperature is used in the lamps of chandeliers and wall lamps.



**4000–5000K
Neutral white**

Daylight for living rooms, kitchens, workplaces, reading corners, shops, and museums. Suitable for ceiling and pendant lamps.



**5000–6000K
Cold white**

This colour temperature is not intended for residential areas. Most often used in technical rooms and laboratories.

CRI index

Colour rendering depends on the completeness of the spectral composition of the radiation – a set of electromagnetic waves with different lengths and colours. The extent of rendering is measured using the Colour Rendering Index – CRI). The reference light source is considered to be sunlight. Its colour rendering index is 100. So the higher the CRI of the lamp, the more the object would look like it does in natural sunlight.

Different types of lamps and fixtures can render colours differently, even if they have the same colour temperature.

The temperature of light, determined by the spectral composition of radiation – the presence of certain wavelengths in it – can affect a person's well-being in different ways.

Warm light

Warm shades are best used in the evening hours, as they promote relaxation, soothe and help create a cosy atmosphere.

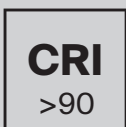
Neutral light

Lamps with neutral white light, which is most similar to sunlight at noon, are ideal for rooms in which a lot of time is spent working.

Cold light

Cold light with a bluish tint significantly activates the human psyche and stimulates the nervous system. It is not recommended to use such light for a long time as short-term stimulation is followed by the opposite effect - slowdown, drowsiness, and apathy.

Symbols for increased CRI levels:



The value of the Colour Rendering Index determines how well colour shades will work in the inside space.



High CRI



Average CRI



Low CRI

Light colours

The unpublicised rule of high-quality lighting design is to maintain the same colour temperature within the same room or within the same zone.

Ill-chosen colour temperatures of lamps can significantly change the colour perception of the interior.

Red colour

Can be softened with warm orange light (2500-3000 K).

Orange colour

An intense colour turns soft and pastel with a warm yellowish glow (3000K).

Yellow colour

This will become grey and inexpressive if lamps with a bluish tint (5000-6500 K) are used.

Green colour

Can be softened to light green with warm orange light (2500-3000 K) or tinted with aquamarine using bright bluish light (4000 K).

Blue colour

Light sources providing a neutral white shade (4000 K) can render most adequately.

Purple colour

A yellowish tint of lighting will turn this into red, so it is illuminated with high colour temperatures (4000-5000 K) to retain colour integrity.



Scattering angles

To describe the photometric body of a light fixture, lighting designers use photometric files. They allow you to simulate the distribution of light in a lighting scene using specialised programs. However, to work with light at a basic level, it is enough to understand one key parameter – the light scattering angle.

Scattering angle symbols

Directional luminaires



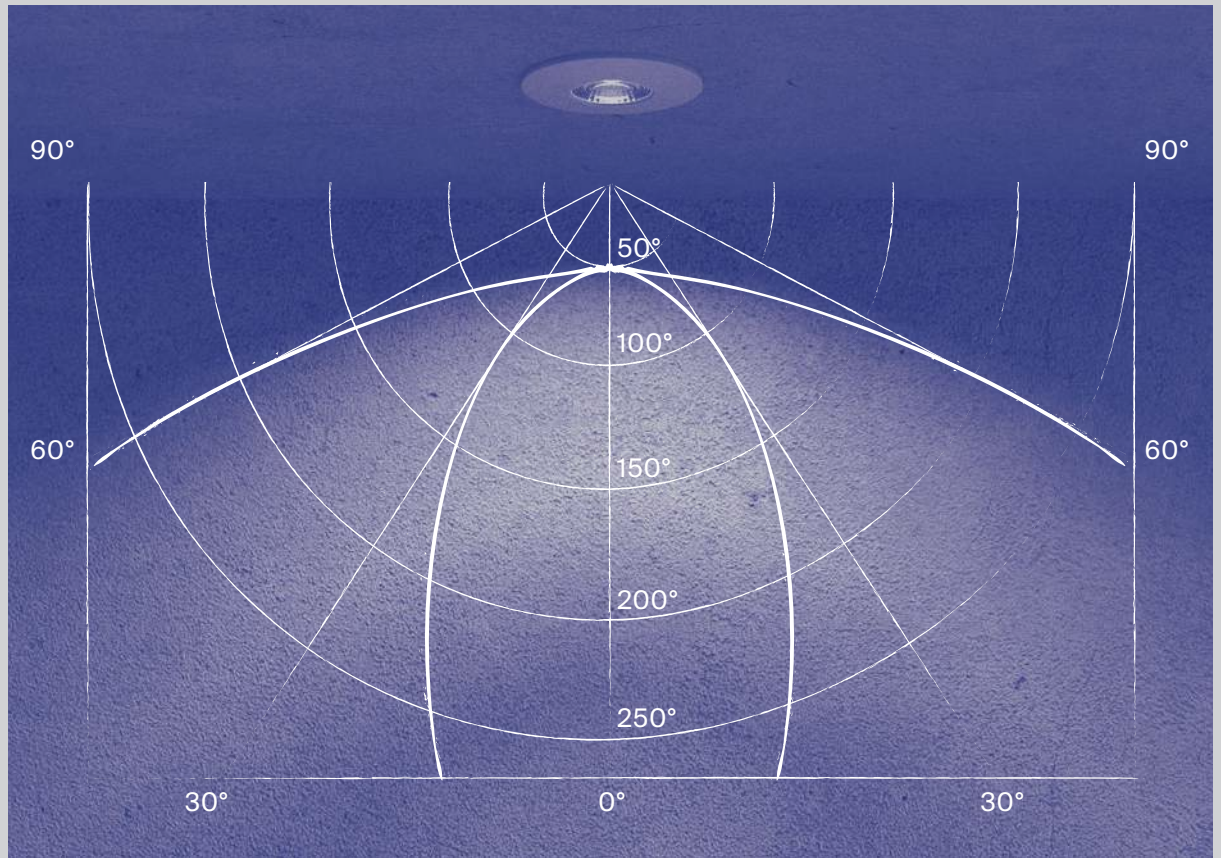
Omnidirectional luminaires




F – Flood (360 degrees)

Illumination of all planes of space without a specific beam direction to create general illumination.

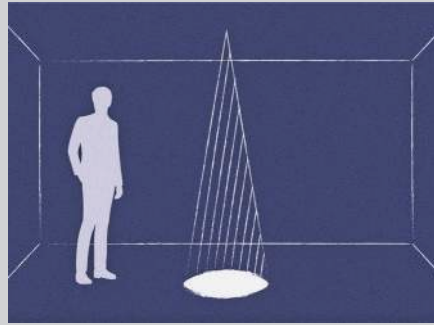
View photometric data at maytoni.de





**SS – Super Spot
(0-15 degrees)**

Extra-narrow beam of light for bright, minimalist accents and highlights.



**S – Spot
(15-30 degrees)**

Narrow beam of light for directional illumination of interior objects and furniture.



**M – Medium
(30-50 degrees)**

A beam of light of medium width for local illumination of spaces and furniture, as well as for creating general lighting in a group with other luminaires.



**W – Wide
(50-80 degrees)**

Wide beam angle for general lighting in compact spaces.



**WW – Wash Wide
(>80 degrees)**

Extra-wide angle of light to create a flood effect that evenly illuminates surfaces within a space.

Easy on the eyes

To create a comfortable light environment, it is necessary to take into account the quality of light, in particular, its glare effect. The glare effect of light is evaluated using a Unified Glare Rating – UGR.

The lower it is, the more comfortable the light environment is in terms of glare. For most rooms, a UGR value < 19 is sufficient.

To reduce glare effect and the UGR, the following engineered solutions are used:


Reduced level UGR symbol



Hidden light source and optics

Lamps with a hidden light source and optics.

FOCUS LED Series




Acrylic diffusers

Lamps with a high quality acrylic diffuser to reduce glare.

BASIS Series


Maytoni luminaires are specifically tested and engineered to reduce glare and reduce visual discomfort.



Recessed light source

Luminaires with recessed light source, eliminates direct and reflected glare, and also creates protection against glare.


YIN Series



Wide scattering angle

Diffused lighting luminaires are equipped with lenses. They clearly limit the scattering angle and soften aggressive light, making it comfortable and uniform. High-quality lenses with the highest possible light transmission are used, together with an LED that must have maximum brightness. Poor quality plastic lenses do not reduce glare well and absorb up to 60% of the diode light flux.

ALFA Series



Anti-glare accessories

Use of various anti-glare accessories. For example, Honeycomb and non-reflective glasses.

FOCUS LED Series



Functional lighting design

Applying a functional approach to lighting planning.

Orlo Series

Degree of protection IP

All luminaires can be categorised according to operating conditions into three main groups: interiors, open spaces and extreme environments (such as saunas, laboratories, explosive atmospheres, etc.).

The protection of lamps is then assessed based on two main areas – protection from moisture and from dust. The degree of protection is described using the IP - Ingress Progression Rating system. The first number indicates the degree of protection against dust, the second against moisture. The higher the rating, the higher the level of protection.

IP symbols



Types of luminaires according to the degree of IP protection:

IP 20

Indoor rooms (dry rooms without aggressive conditions).

IP 44

Wet rooms
(WC facilities, shower cubicles).

IP 54

Indoor rooms (bathrooms, shower cubicles), outdoor premises under canopy.

IP 65

Indoor rooms (bathrooms, shower cabins), street, outdoor premises.

IP 68

Indoor rooms (bathrooms, shower cubicles), outdoor premises, roads.



The Maytoni range includes luminaires for all types of spaces.

Be sure to pay attention to the IP marking of the luminaire, especially when choosing lamps for bathrooms, kitchens and rooms with access to open air (verandas balconies).

Track systems

Any track system consists of connecting components, tracks and lamps that are integrated. The main advantage over other lighting solutions is that each lamp can be freely moved along the track.


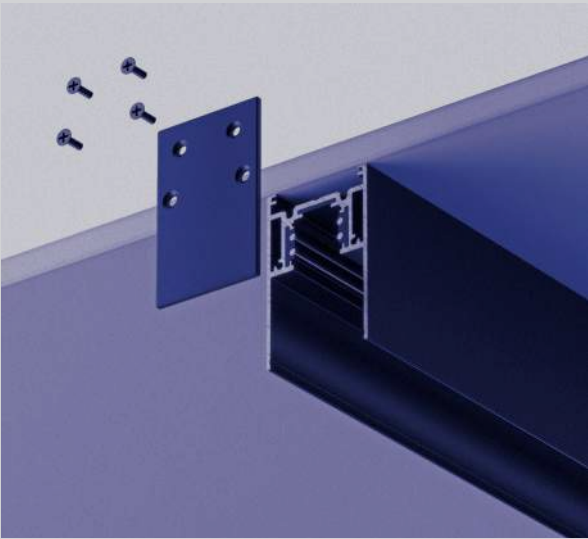

Track systems are a modern way to solve interior lighting problems, borne from large industrial facilities. Tracks are highly functional and allow you to create multi-level lighting, which can be easily adapted to suit future requirements.

Each lamp is easily fixed and connected to a power source at any arbitrary point on the track. Track lighting is completed and mounted in a modular construction. You can simultaneously fix lamps of both directional and diffused light on one track, as well as combine them into groups at the installation stage. This allows you to create lighting scenarios as accurately and efficiently as possible that meet the characteristics of the interior and the needs of the people using the space.

Track lighting systems are not suitable for rooms with high humidity due to the presence of exposed conductive elements.

Key advantages of track systems

1. Easy-to install - even in rooms with complex engineering communications.
2. Compact light system - regardless of space available.
3. Efficient - high energy efficiencies.
4. Flexible solution - variability and adjustability of the track contours of the system.
5. Large selection - easy interchangeability of lamps in the tracks.




S35 Track System Components

Track types


There are many track types, but the most common are **single-phase, three-phase and low-voltage magnetic tracks**, which we use here at Maytoni.

In single-phase tracks, 2 current-carrying conductors are laid: phase and neutral. In three-phase tracks, 4 current-carrying conductors are laid: 3 phases and neutral. These types of tracks differ from each other in that one independent group of lamps can be mounted on the single-phase tracks, and up to 3 groups can be placed on the three-phase tracks at the same time, each of which is controlled by its own switch (or keys on the general switch).

Single-phase track



Three-phase track





Maytoni track systems are based on two types of track mounts: mechanical and magnetic.

In mechanical tracks, lamps are attached using adapters. They physically press the lamps down to the inner part of the track using springs. In magnetic tracks, lamps are attached by magnets.



Mechanical fastening of the lamp in the track




Magnetic fastening of the lamp in the track

Types of track mounting

You can choose the type of mounting in a track system that best suits the design of the room. Using a combination of different mounting types allows you to use lamps from the same series on different types of surfaces.

Examples of Exility Magnetic System Mounting options




Various mounting options are available, which are suitable for different initial interior coatings and structures.



Surface

The track is mounted directly on a flat surface of the ceiling or wall using self-tapping screws.



Pendant

Modification of the removable track which is fixed to the ceiling on special cables.



Built-in under a stretch ceiling

Modification of the track installation using a special profile that allows you to hide the track installation in a stretch ceiling.



Built-in under drywall

The track is built into the plasterboard ceiling, so it does not protrude beyond the ceiling surface, making it less visible.

Maytoni International Design Awards

Internationale Design-Auszeichnungen Maytoni

