





LIGHTING

LIGHTING

P R O D U C T S



o nas *about us*

W sercu Polski, ponad ćwierć wieku temu, narodziła się wizja połączenia ergonomii z funkcjonalnością i designem. GTV, choć dziś znana jako globalna marka, miała skromne początki. Nasza pasja do tworzenia produktów, które łączą estetykę z praktycznością, doprowadziła nas do założenia firmy, która w krótkim czasie zrewolucjonizowała rynek.

Historia GTV to opowieść o ciągłym dążeniu do doskonałości. To historia, w której marzenia i determinacja przekształcają się w sukces na globalną skalę. Ponad 25 lat doświadczenia uczyniło nas ekspertami w naszej dziedzinie, a jednocześnie nauczyło nas skromności i wdzięczności wobec naszych klientów i partnerów, którzy są nieodłączną częścią naszej podróży. Nasza historia to dowód na to, że z pasją, determinacją i innowacyjnością, można osiągnąć sukces niezależnie od początkowych trudności.

The vision of combining ergonomics with functionality and design was born in the heart of Poland over a quarter of a century ago. GTV, although known today as a global brand, had humble beginnings. Our passion for creating products that combine aesthetics with practicality led us to found a company that revolutionised the market in a short time.

A history of GTV is a story of constant pursuit of perfection. It is the story in which dreams and determination turn into success on a global scale. More than 25 years of experience has made us experts in our field, and at the same time taught us modesty and gratitude towards our customers and partners who are an integral part of our journey. Our history is proof that with passion, determination and innovation, you can achieve success regardless of initial difficulties.

misja

mission

Nasza misja brzmi: **„Dajemy ludziom lepszą codzienność.”**

Ta prosta fraza podkreśla nasze głębokie zaangażowanie w tworzenie produktów, które ułatwiają życie i dodają mu jakości. Dzięki połączeniu wiedzy ekspertów i ciągłemu dążeniu do doskonałości, spełniamy potrzeby zarówno indywidualnych konsumentów, jak i przedsiębiorców. Nasze wartości takie jak uczciwość, otwartość, profesjonalizm i wsparcie stanowią fundament naszej kultury organizacyjnej.

Our mission is: **„We create a better daily life for people.”** This simple phrase emphasizes our deep commitment to creating products that make life easier and add quality to it. Through a combination of expert knowledge and constant pursuit of perfection, we meet the needs of both individual consumers and companies. Our values such as honesty, openness, professionalism and support constitute the foundation of our organizational culture.



działalność na rynkach zagranicznych *operations on foreign markets*

Rozwój GTV na rynkach międzynarodowych jest doskonałym przykładem, jak marka z lokalnymi korzeniami może stać się globalnym graczem. Ekspansja na rynki zagraniczne nie była jedynie kwestią zwiększenia obrotów, ale przede wszystkim odpowiedzią na rosnące zapotrzebowanie klientów i partnerów biznesowych z różnych zakątków świata. Oto kilka kluczowych momentów i strategii, które pozwoliły GTV zdobyć uznanie na skalę międzynarodową.

Pierwsze kroki na rynkach zagranicznych GTV stawiało w latach 2000-2005, kiedy to zaczęto eksplorować rynki europejskie. Dzięki jakości produktów i odpowiedniej strategii marketingowej, marka szybko zdobyła uznanie w krajach sąsiednich.

Lata 2006-2015 to okres dynamicznego rozwoju GTV w Europie. Marka systematycznie wchodziła na nowe rynki, tworząc sieć dystrybutorów i partnerów biznesowych. Kluczowym momentem było uruchomienie oddziałów w Chorwacji (2016) oraz w Czechach (2017) i Hiszpanii (2018). Te strategiczne decyzje pozwoliły na zwiększenie obecności marki w regionach o dużym potencjale wzrostu.



The development of GTV on international markets is a perfect example of how a brand with local roots can become a global player. Expansion into foreign markets was not just a matter of increasing turnover, but primarily a response to the growing demand of customers and business partners from various parts of the world. Here are some of the key moments and strategies that allowed GTV to gain international recognition.

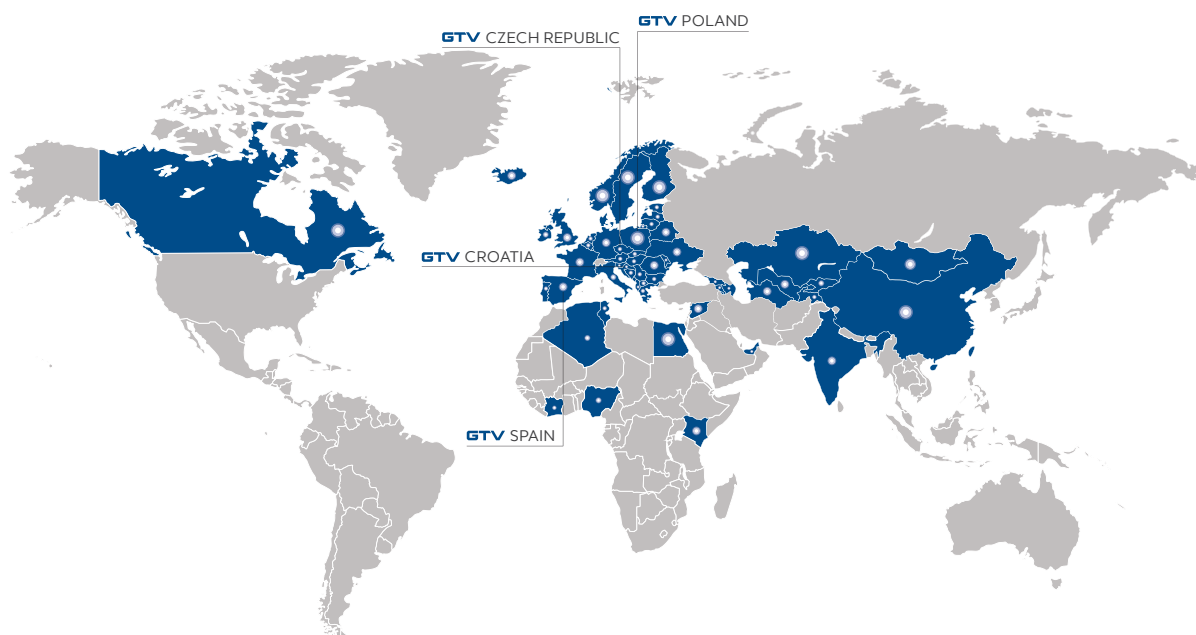
GTV took its first steps on foreign markets in the years 2000-2005, when it began to explore European markets. Thanks to the quality of the products and the appropriate marketing strategy, the brand quickly gained recognition in neighbouring countries.

The years 2006-2015 are considered as a period of dynamic development of GTV in Europe. The brand systematically entered new markets, creating a network of distributors and business partners. A key moment was the launch of branches in Croatia (2016), the Czech Republic (2017) and Spain (2018). These strategic decisions allowed the brand to increase its presence in regions with high growth potential.

GTV **w liczbach** *GTV in numbers*

Jesteśmy dumni z tego, co osiągnęliśmy przez ostatnie 25 lat. Reprezentujemy 6 marek, oferujemy ponad 12 000 produktów i działamy w 70 krajach. Nasz zespół liczy ponad 500 pracowników, którzy codziennie pracują nad tym, aby dostarczyć naszym klientom najlepsze produkty i usługi. Nasza międzynarodowa obecność jest potwierdzeniem zaufania, jakim obdarzają nas klienci na całym świecie.

We are proud of what we have achieved for the last 25 years. We represent 6 brands, offer over 12,000 products and operate in 70 countries. Our team has over 500 employees who work every day to provide our customers with the best products and services. Our international presence is a confirmation of the trust of customers around the world.



logistyka w GTV

logistics at GTV

Logistyka odgrywa kluczową rolę w działalności każdej nowoczesnej firmy, a w przypadku GTV jest to element szczególnie istotny, biorąc pod uwagę globalny charakter działalności oraz szeroki asortyment produktów.

CENTRALIZACJA MAGAZYNOWANIA. GTV postawiło na centralizację magazynowania. Magazyny o łącznej powierzchni 30 000 m² mieszczą 52 000 palet. Dzięki temu firma może skupić się na efektywnym zarządzaniu zapasami, minimalizując jednocześnie ryzyko błędów i opóźnień. Centralne magazyny są strategicznie rozmieszczone w miejscach zapewniających optymalny dostęp do głównych rynków zbytu.

ZAAWANSOWANE SYSTEMY ZARZĄDZANIA. W GTV korzysta się z nowoczesnych systemów zarządzania magazynem (WMS) oraz systemów planowania zasobów przedsiębiorstwa (ERP). Pozwala to na bieżące monitorowanie stanu zapasów, automatyzację wielu procesów oraz skrócenie czasu reakcji na zmieniające się potrzeby rynku.

OPTYMALIZACJA TRANSPORTU. GTV pracuje z wieloma dostawcami logistycznymi, co pozwala na elastyczne dostosowywanie się do potrzeb klientów. Dzięki temu firma może zapewnić szybką dostawę, niezależnie od miejsca docelowego, jednocześnie minimalizując koszty transportu.

Logistics plays a key role in the operations of any modern company, and in the case of GTV it is a particularly important element, taking into account the global nature of the business and the wide range of products.

CENTRALISED STORAGE. GTV focused on centralised storage. The warehouses with a total area of 30 000 m² can hold 52 000 pallets. Thanks to this, the company can focus on effective stock management while minimizing the risk of mistakes and delays. Central warehouses are strategically located in places which ensure optimal access to the main sales markets.

ADVANCED MANAGEMENT SYSTEMS. GTV uses modern warehouse management systems (WMS) and enterprise resource planning (ERP) systems. It allows for current monitoring of stock levels, automation of many processes and shortening the response time to changing market needs.

TRANSPORT OPTIMISATION. GTV works with many logistics suppliers, which makes it possible to flexibly adapt to customer needs. Thanks to this, the company can ensure fast delivery, regardless of the destination, while minimizing transportation costs.



korzyści ze współpracy

benefits of cooperation

Współpraca z GTV niesie ze sobą mnóstwo korzyści, które zostały wypracowane przez lata doświadczenia, inwestycji w nowoczesne technologie oraz ciągłego doskonalenia relacji z klientami i partnerami biznesowymi.

NIEZAWODNA DOSTĘPNOŚĆ. W dobie cyfrowej, szybkość i pewność dostaw to klucz do sukcesu. Dzięki naszym zaawansowanym procesom logistycznym, możemy zagwarantować, że wszystkie zamówienia zostaną wysłane w ciągu zaledwie 24 godzin od momentu ich złożenia. Ponadto, nasza innowacyjna strategia magazynowania sprawia, że najbardziej popularne produkty są stale dostępne. W GTV znamy wartość terminowej dostawy, dlatego utrzymujemy od 2,5 do 3-miesięczne zapasy produktów zakwalifikowanych jako grupa A.

INDYWIDUALNE PODEJŚCIE. W GTV wiemy, że każdy nasz partner biznesowy jest inny. Dlatego zapewniamy indywidualne wsparcie dla każdego klienta. Nasz zespół składa się z przedstawicieli handlowych oraz opiekunów z Biura Obsługi Klienta, którzy nie tylko są ekspertami w swojej dziedzinie, ale również podejmują się kompleksowej obsługi wszelkich spraw związanych z zamówieniami i rozliczeniami naszych partnerów.

NOWOCZESNA PLATFORMA B2B. Nasza platforma B2B została stworzona z myślą o współczesnych przedsiębiorstwach, które pragną zoptymalizować procesy zakupowe i sprzedażowe. Ułatwia ona firmom wymianę informacji oraz automatyzuje proces składania i realizacji zamówień hurtowych.

API DLA INTEGRATORÓW. Technologia stoi u podstaw naszej działalności. Dzięki naszemu API, programiści mają możliwość dostępu do naszych danych, co umożliwi im automatyczne zasilanie stron www, systemów lub sklepów internetowych danymi z GTV. Zapewniamy dostęp do informacji o produktach, zdjęciach, kartach katalogowych oraz filmów i innych materiałów.

Cooperation with GTV brings many benefits that have been developed over years of experience, investment in modern technologies and continuous improvement of relationships with customers and business partners.

RELIABLE AVAILABILITY. In the digital age, speed and reliability of delivery are the key to success. Thanks to our advanced logistics processes, we can guarantee that all orders will be sent within just 24 hours of being placed. In addition, our innovative warehousing strategy ensures that the most popular products are always available. At GTV, we know the value of on-time delivery, therefore we keep 2.5 to 3-month stocks of products classified as group A.

INDIVIDUAL APPROACH. At GTV, we know that each of our business partners is different. That's why we provide individual support for each customer. Our team is composed of sales representatives account manager in Customer Service Office who are not only experts in their field, but also undertake comprehensive handling of all matters related to orders and settlements of our partners.

MODERN B2B PLATFORM. Our B2B platform is designed for modern companies that want to optimise their purchasing and sales processes. It facilitates the exchange of information between companies and automates the process of placing and fulfilling wholesale orders.

API FOR INTEGRATORS. Technology is at the heart of our business. Thanks to our API, developers can access our data, which allows them to automatically power websites, systems or online shops with data from GTV. We provide access to product information, photos, catalogue cards, videos and other materials.

Zapraszamy do współpracy i odkrywania zalet GTV.


We invite you to cooperate and discover the advantages of GTV.

ŹRÓDŁA ŚWIATŁA

LIGHT SOURCES

 32 LD-SMGC30B-30	 32 LD-C35FLE4M-30	 32 LD-SMDC37-80	 32 LD-SPCC37E14-7W	 33 LD-SMGC30L-30	 33 LD-SMC37L-80
 33 LD-C35FLE4M-30L	 33 LD-SMC37L-10	 34 LD-SMGB45B-30	 34 LD-SMB45B-80	 34 LD-SPCG45E14-7W	 34 LD-G45FLE4M-30
 35 LD-SMB45B-10	 35 LD-E14S2WE0-40	 35 LD-E14P35WE-30	 35 LD-R5060W-30	 36 LD-C35FLE4-30	 36 LD-C35FLE4-30L
 36 LD-G45FLE4-30	 36 LD-C35FP4-18	 37 LD-C35FP4-18L	 37 LD-G45FP4-18	 37 LD-PC2A60-6W	 37 LD-PC2A60-8W
 38 LD-PC3A60-10W	 38 LD-PC2A60-12	 38 LD-PC3A60-15W	 38 LD-PC3A65-18W	 39 LD-PC4A65-20W	 39 LD-A60FLE8M-30
 39 LD-R6380W-30	 39 LD-PC2A60RGBW-9W	 40 LD-A60CZ3-10W	 40 LD-A60CM3-10W	 40 LD-SPCA60-10W	 40 LD-DC24A60-12






OŚWIETLENIE PRZEMYSŁOWE


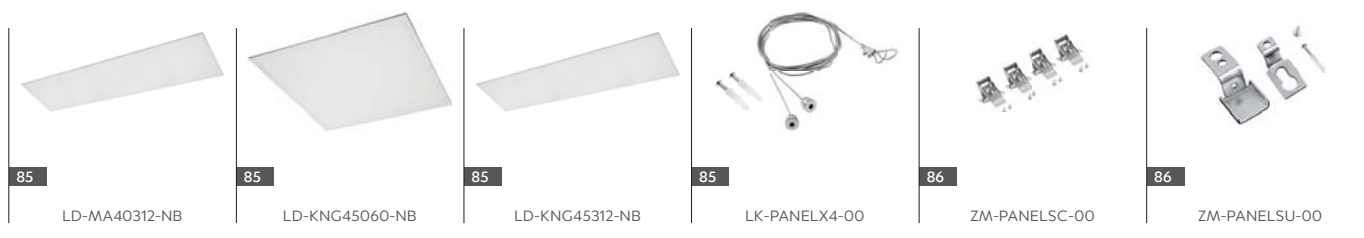
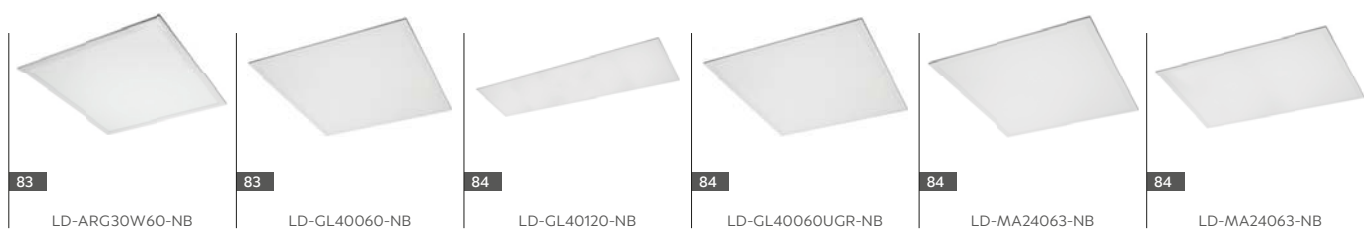

INDUSTRIAL LIGHTING





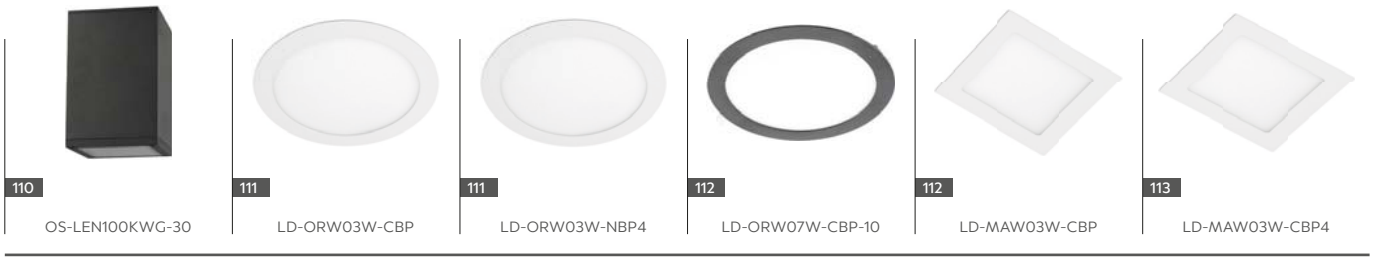




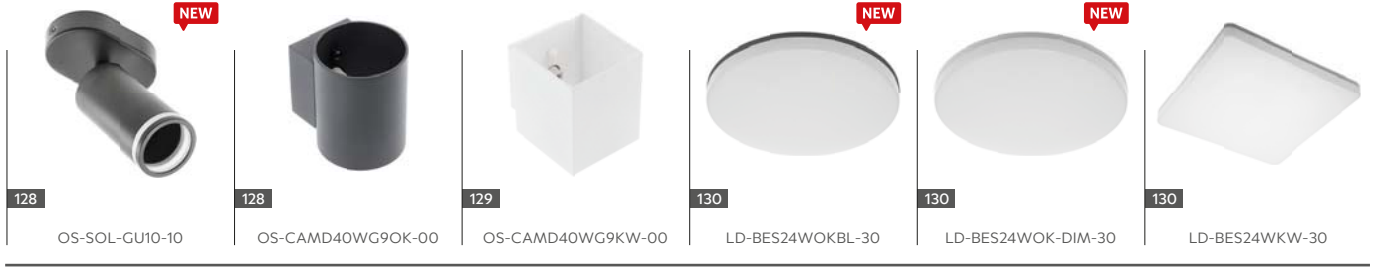
OŚWIETLENIE DO BIURA I DOMU


OFFICE AND HOME LIGHTING













OŚWIETLENIE ZEWNĘTRZNE

OUTDOOR LIGHTING







SYSTEMY SZYNOWE

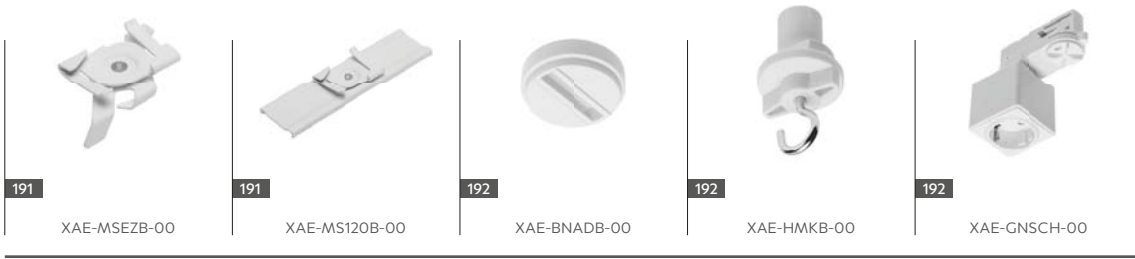
TRACK SYSTEMS

NEW





NEW






OSPRZĘT ELEKTRYCZNY

ELECTRICAL ACCESSORIES







221

AE-E14GU10-00



221

AE-E14E27-00



222

AE-E27E14-00



222

AE-27GU10-00



222

AE-GU10E27-00



222

AE-E40E27-00



223

AE-E27RING-10



223

WZL-2



223

WZL-3



223

WZL-4



224

WZL-2-MINI

NEW



224

LZ-KOI2KO-10



224

LZ-25MM00-00



225

AE-MA8028-00



225

AE-MAS80X80-00



225

AE-CANOPY-10



225

OH-ST2500-23



226

LD-KABE2M-00



226

KB-W310HUG-20



226

OS-STA422-00



226

OS-SEL236-ZHQ



227

OS-NSEL158-00



227

BK-PUL030A-0700AD



227

BK-BHL050-1000BZ







227


OA-MALEDPAN-00

OŚWIETLENIE MEBLOWE 12/24 V

FURNITURE LIGHTING 12 / 24 V








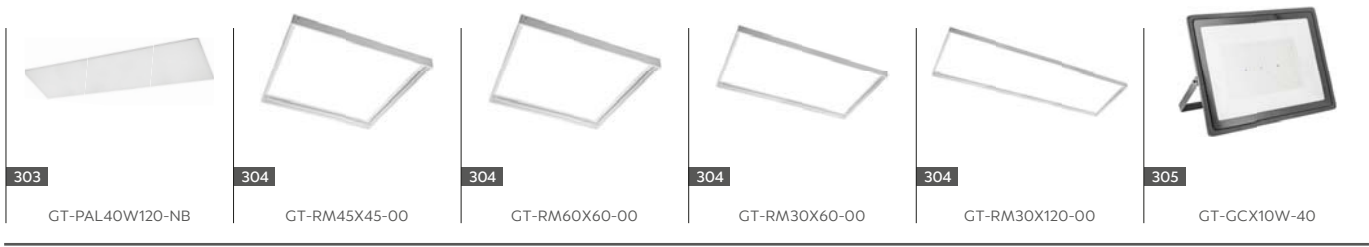

GNIAZDA MEBLOWE I ŁADOWARKI FURNITURE POWER SOCKETS AND CHARGERS





G-TECH







ŹRÓDŁA ŚWIATŁA

LIGHT SOURCES

— E14	32
— E27	37
— G9	47
— GU10	48
— R7s	51
— MR16	52
— G53	52
— G4	53
— T8	53

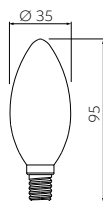


▶ **ŹRÓDŁO ŚWIATŁA LED C30**
LED light source



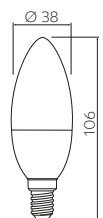
LD-SMGC30B-30				F	● 3000 K	260 lm	5901867120014		
LD-SMNGC30B-30	3,0 W	3,0 W = 26 W	● 4000 K		5902801235139				
LD-SMZGC30B-30			● 6400 K		5902801414725				
LD-SMGC30B-60*			● 3000 K		5901867171948				
LD-SMNGC30B-60*	6,0 W	6,0 W = 43 W		● 4000 K	520 lm	5902801235344			
LD-SMZGC30B-60*				● 6400 K		5902801423765			

▶ **ŹRÓDŁO ŚWIATŁA LED MILKY C35**
LED light source



LD-C35FLE4M-30				F	● 3000 K	420 lm	5902801339400		
LD-C35FLE4M-40	4,0 W	4,0 W = 37 W	● 4000 K		5902801358326				

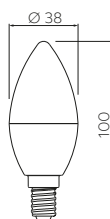
▶ **ŹRÓDŁO ŚWIATŁA LED C37**
LED light source



LD-SMDC37-80				F	● 3000 K	720 lm	5902801028373		
LD-SMND37-80	8,0 W	8,0 W = 55 W	● 4000 K		5902801298967				
LD-SMZDC37-80			● 6400 K		5902801424243				

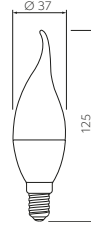
▶ **ŹRÓDŁO ŚWIATŁA LED C37**
LED light source

NEW



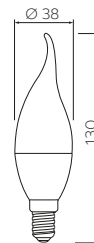
LD-SPCC37E14-7W				F	● 3000 K	700 lm	5902801414459		
LD-SPNC37E14-7W	7,0 W	7,0 W = 54 W	● 4000 K		5902801414565				

▶ ŹRÓDŁO ŚWIATŁA LED **C30L**
LED light source



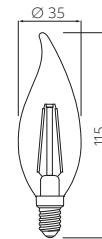
LD-SMGC30L-30		3,0 W	3,0 W = 26 W	Ei A+ G	F	3000 K	260 lm	5902801423529
LD-SMNGC30L-30						4000 K		5902801423550
LD-SMZGC30L-30						6400 K		5902801423604
LD-SMGC30L-60		6,0 W	6,0 W = 43 W	Ei A+ G	F	3000 K	520 lm	5901867120359
LD-SMNGC30L-60						4000 K		5902801235016
LD-SMZGC30L-60						6400 K		5902801423826

▶ ŹRÓDŁO ŚWIATŁA LED **C37L**
LED light source



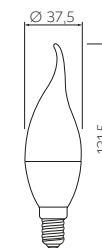
LD-SMC37L-80		8,0 W	8,0 W = 55 W	Ei A+ G	F	3000 K	720 lm	5902801028380
LD-SMNC37L-80						4000 K		5902801298899
LD-SMZC37L-80						6400 K		5902801425028

▶ ŹRÓDŁO ŚWIATŁA LED **MILKY C35L**
LED light source



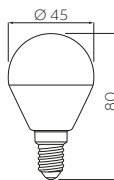
LD-C35FLE4M-30L		4,0 W	4,0 W = 37 W	Ei A+ G	F	3000 K	420 lm	5902801339424
LD-C35FLE4M-40L						4000 K		5902801358425

▶ ŹRÓDŁO ŚWIATŁA LED **C37L**
LED light source



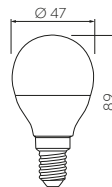
LD-SMC37L-10		10,0 W	10,0 W = 72 W	Ei A+ G	F	3000 K	1000 lm	5902801362262
LD-SMNC37L-10						4000 K		5902801362606

▶ **ŹRÓDŁO ŚWIATŁA LED B45**
LED light source



LD-SMGB45B-30				3000 K			5901867120410
LD-SMNB45B-30	3,0 W	3,0 W = 25 W		4000 K	225 lm	PF > 0,4	5902801235481
LD-SMZGB45B-30			F	6400 K			5902801423642
LD-SMGB45B-60*				3000 K			5901867120465
LD-SMNB45B-60*	6,0 W	6,0 W = 43 W		4000 K	520 lm	PF > 0,5	5902801234941
LD-SMZGB45B-60*				6400 K			5902801423888

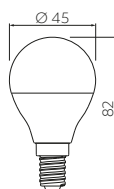
▶ **ŹRÓDŁO ŚWIATŁA LED B45**
LED light source



LD-SMB45B-80				3000 K			5902801028397
LD-SMNB45B-80	8,0 W	8,0 W = 55 W	F	4000 K	720 lm		5902801298929
LD-SMZB45B-80				6400 K			5902801424779

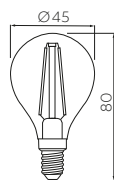
▶ **ŹRÓDŁO ŚWIATŁA LED B45**
LED light source

NEW




LD-SPCG45E14-7W				3000 K			5902801414305
LD-SPNG45E14-7W	7,0 W	7,0 W = 54 W	F	4000 K	700 lm		5902801414299

▶ **ŹRÓDŁO ŚWIATŁA LED MILKY G45**
LED light source



LD-G45FLE4M-30	4,0 W	4,0 W = 37 W	F	3000 K	420 lm		5902801339301
LD-G45FLE4M-40				4000 K			5902801358098

▶ ŹRÓDŁO ŚWIATŁA LED **B45**
LED light source



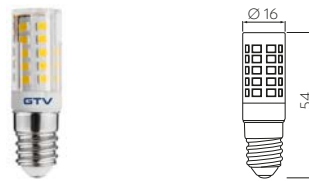
LD-SMB45B-10	10,0 W	10,0 W = 72 W	F	● 3000 K	1000 lm	5902801362378
LD-SMNB45B-10				● 4000 K		5902801362590

▶ ŹRÓDŁO ŚWIATŁA LED
LED light source



LD-E14S2WE0-40	2,0 W	2,0 W = 19 W	F	● 4000 K	180 lm	5902801328893

▶ ŹRÓDŁO ŚWIATŁA LED
LED light source



LD-E14P35WE-30	3,5 W	3,5 W = 32 W	F	● 3000 K	350 lm	5902801330681

▶ ŹRÓDŁO ŚWIATŁA LED **R50**
LED light source

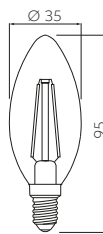


LD-R5060W-30	6,0 W	6,0 W = 43 W	F	● 3000 K	520 lm	5901867113467
LD-R5060W-40				● 4000 K		5902801215872

▶ ŹRÓDŁO ŚWIATŁA LED **CLEAR C35**

LED light source

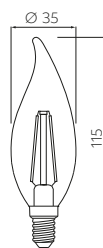
NEW



Folder	W	W	Ei A G	Color	Light	Barcode
LD-C35FLE4-30	4,0 W	4,0 W = 37 W	F	● 3000 K	420 lm	5902801328831
LD-C35FLE4-40				● 4000 K		5902801339325
LD-C35FLE6-30				● 2700 K		5902801497926
LD-C35FLE6-40	5,8 W	5,8 W = 50 W	E	● 4000 K	640 lm	5902801497537

▶ ŹRÓDŁO ŚWIATŁA LED **CLEAR C35L**

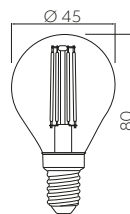
LED light source



Folder	W	W	Ei A G	Color	Light	Barcode
LD-C35FLE4-30L				● 3000 K		5902801328268
LD-C35FLE4-40L	4,0 W	4,0 W = 37 W	F	● 4000 K	420 lm	5902801339448

▶ ŹRÓDŁO ŚWIATŁA LED **CLEAR G45**

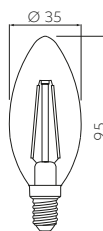
LED light source



Folder	W	W	Ei A G	Color	Light	Barcode
LD-G45FLE4-30				● 3000 K		5902801328435
LD-G45FLE4-40	4,0 W	4,0 W = 37 W	F	● 4000 K	420 lm	5902801356933

▶ ŹRÓDŁO ŚWIATŁA LED **SMOKED C35**

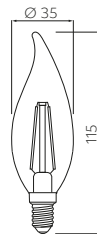
LED light source



Folder	W	W	Ei A G	Color	Light	Barcode
LD-C35FP4-18		4,0 W = 21 W	-	● 1800 K	200 lm	5902801393228
LD-C35FEP4-30	4,0 W	4,0 W = 28 W	G	● 2700 K	300 lm	5902801359071

▶ ŹRÓDŁO ŚWIATŁA LED **SMOKED C35L**

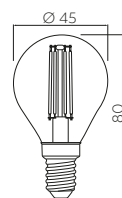
LED light source



LD-C35FP4-18L	4,0 W	4,0 W = 21 W	-	● 1800 K	200 lm	5902801397707
LD-C35FEP4-30L		4,0 W = 28 W	G	● 2700 K	300 lm	5902801359217

▶ ŹRÓDŁO ŚWIATŁA LED **SMOKED G45**

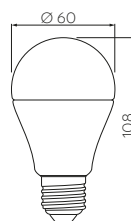
LED light source



LD-G45FP4-18	4,0 W	4,0 W = 21 W	-	● 1800 K	200 lm	5902801393464
LD-G45FPE4-30		4,0 W = 28 W	G	● 2700 K	300 lm	5902801358500

▶ ŹRÓDŁO ŚWIATŁA LED **A60**

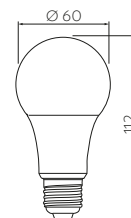
LED light source



LD-PC2A60-6W	6,0 W	6,0 W = 43 W	F	● 3000 K	520 lm	5901867118745

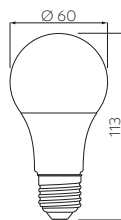
▶ ŹRÓDŁO ŚWIATŁA LED **A60**

LED light source



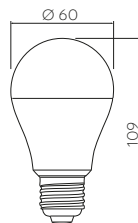
LD-PC2A60-8W	8,0 W	8,0 W = 55 W	F	● 3000 K	720 lm	5902801216305
LD-PN2A60-8W				● 4000 K		5902801216312

▶ **ŹRÓDŁO ŚWIATŁA LED A60**
LED light source



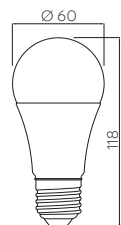
LD-PC3A60-10W		9,5 W	9,5 W = 66 W	F	● 3000 K	900 lm	5901867153302
LD-PN3A60-10W					● 4000 K		
LD-PZ3A60-10W					● 6400 K		

▶ **ŹRÓDŁO ŚWIATŁA LED A60**
LED light source



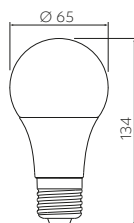
LD-PC2A60-12		11,5 W	11,5 W = 77 W	F	● 3000 K	1100 lm	5901867131621
LD-PN2A60-12					● 4000 K		
LD-PZ2A60-12					● 6400 K		

▶ **ŹRÓDŁO ŚWIATŁA LED A60**
LED light source



LD-PC3A60-15W		14,1 W	14,1 W = 94 W	F	● 3000 K	1400 lm	5901867124838
LD-PN3A60-15W					● 4000 K		
LD-PZ3A60-15W					● 6400 K		

▶ **ŹRÓDŁO ŚWIATŁA LED A65**
LED light source



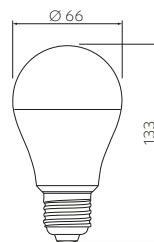
LD-PC3A65-18W		17,3 W	17,3 W = 112 W	F	● 3000 K	1750 lm	5902801233951
LD-PN3A65-18W					● 4000 K		
LD-PZ3A65-18W					● 6400 K		

▶ ŹRÓDŁO ŚWIATŁA LED **A65**

LED light source



WARRANTY E27



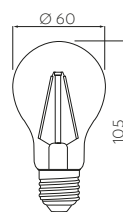
LD-PC4A65-20W						5902801398667
LD-PN4A65-20W	20,0 W	20,0 W = 148 W	E	● 3000 K	2400 lm	5902801398681
LD-PZ4A65-20W				● 4000 K		5902801398414
				● 6500 K		

▶ ŹRÓDŁO ŚWIATŁA LED **MILKY A60**

LED light source



WARRANTY E27 FILAMENT



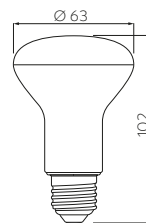
LD-A60FLE8M-30						5902801339332
LD-A60FLE8M-40	8,0 W	8,0 W = 60 W	F	● 3000 K	800 lm	5902801351006
				● 4000 K		

▶ ŹRÓDŁO ŚWIATŁA LED **R63**

LED light source



WARRANTY E27



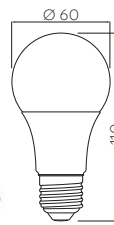
LD-R6380W-30						5901867113436
LD-R6380W-40	7,8 W	7,8 W = 54 W	F	● 3000 K	700 lm	5902801215711
				● 4000 K		

▶ ŹRÓDŁO ŚWIATŁA LED **A60**

LED light source



WARRANTY E27 RGBW

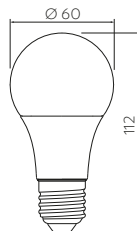


LD-PC2A60RGBW-9W						5902801473760
	9,0 W	9,0 W = 60 W	F	3000K + RGBW	830 lm	

NEW

▶ ŹRÓDŁO ŚWIATŁA LED **A60**

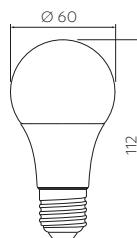
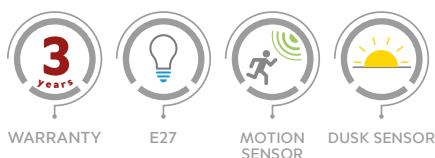
LED light source



LD-A60CZ3-10W	9,3 W	9,3 W = 61 W	F	● 3000 K	820 lm	5902801074257
LD-A60CZ4-10W				● 4000 K		5902801074233

▶ ŹRÓDŁO ŚWIATŁA LED **A60**

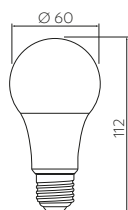
LED light source



LD-A60CM3-10W	9,1 W	9,1 W = 61 W	F	● 3000 K	820 lm	5902801073342
LD-A60CM4-10W				● 4000 K		5902801073335

▶ ŹRÓDŁO ŚWIATŁA LED **A60**

LED light source

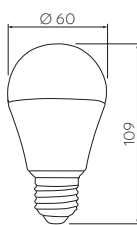


NEW

LD-SPCA60-10W	10,0 W	10,0 W = 68 W	F	● 3000 K	940 lm	5902801294877
LD-SPNA60-10W				● 4000 K		5902801294938
LD-SPCA60-12W	12,0 W	12,0 W = 83 W		● 3000 K	1200 lm	5902801414008
LD-SPNA60-12W				● 4000 K		5902801414091

▶ ŹRÓDŁO ŚWIATŁA LED **A60**

LED light source



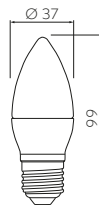
LD-DC24A60-12	12,0 W	12,0 W = 75 W	G	● 3000 K	1055 lm	5902801270925

NEW

▶ ŹRÓDŁO ŚWIATŁA LED **C30**
LED light source



WARRANTY E27



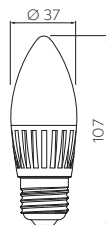
Model	Power (W)	Power (W) =	Beam Angle	Color Temperature (K)	Lumen (lm)	Barcode
LD-SMGC30C-30	3,0 W	3,0 W = 26 W	F	3000 K	260 lm	5902801417818
LD-SMNGC30C-30				4000 K		5902801416071
LD-SMZGC30C-30				6400 K		5902801423185
LD-SMGC30C-60	6,0 W	6,0 W = 43 W	F	3000 K	520 lm	5901867120175
LD-SMNGC30C-60				4000 K		5902801235061
LD-SMZGC30C-60				6400 K		5902801423734
LD-SMC37C-80	8,0 W	8,0 W = 55 W	F	3000 K	720 lm	5902801424366
LD-SMNC37C-80				4000 K		5902801424182
LD-SMZC37C-80				6400 K		5902801424335

▶ ŹRÓDŁO ŚWIATŁA LED **C37**
LED light source

NEW



WARRANTY E27 CERAMIC BODY HEAT PROTECT

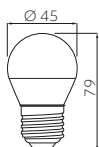


Model	Power (W)	Power (W) =	Beam Angle	Color Temperature (K)	Lumen (lm)	Barcode
LD-SMDC37C-10	10 W	10 W = 72 W	F	3000 K	1000 lm	5902801477140
LD-SMND37C-10				4000 K		5902801477164

▶ ŹRÓDŁO ŚWIATŁA LED **B45**
LED light source



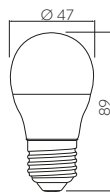
WARRANTY E27



Model	Power (W)	Power (W) =	Beam Angle	Color Temperature (K)	Lumen (lm)	Barcode
LD-SMGB45C-30	3,0 W	3,0 W = 25 W	F	3000 K	255 lm	5902801423727
LD-SMNGB45C-30				4000 K		5902801423680
LD-SMZGB45C-30				6400 K		5902801423772
LD-SMGB45C-60	6,0 W	6,0 W = 43 W	F	3000 K	520 lm	5901867120519
LD-SMNGB45C-60				4000 K		5902801235030
LD-SMZGB45C-60				6400 K		5902801423895

▶ ŹRÓDŁO ŚWIATŁA LED **B45**
LED light source

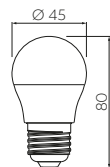
NEW



LD-SMBD45-80				● 3000 K		5902801028403
LD-SMNB45-80	8,0 W	8,0 W = 55 W	F	● 4000 K	720 lm	5902801298868
LD-SMZBD45-80				● 6400 K		5902801476921

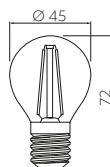

▶ ŹRÓDŁO ŚWIATŁA LED **G45**
LED light source

NEW



LD-SPCG45E27-7W				● 3000 K		5902801414213
LD-SPNG45E27-7W	7,0 W	7,0 W = 54 W	F	● 4000 K	700 lm	5902801413933

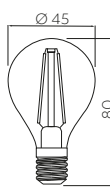
▶ ŹRÓDŁO ŚWIATŁA LED **CLEAR G45**
LED light source



LD-G45FLE2EM-30	2,0 W	2,0 W = 21 W		● 3000 K	200 lm	5902801339387
LD-G45FLE4E-30	4,0 W	4,0 W = 37 W	F		420 lm	5902801339240

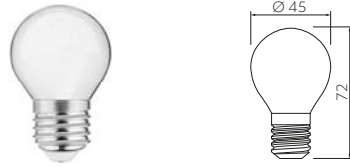
▶ ŹRÓDŁO ŚWIATŁA LED **CLEAR G45**
LED light source

NEW



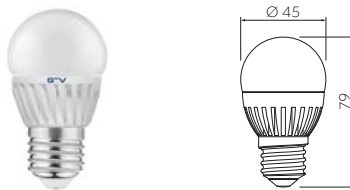
LD-G45FLE6-30	5,8 W	5,8 W = 50 W	E	● 2700 K	640 lm	5902801497872
LD-G45FLE6-40				● 4000 K		5902801497940

▶ ŹRÓDŁO ŚWIATŁA LED **MILKY G45**
LED light source



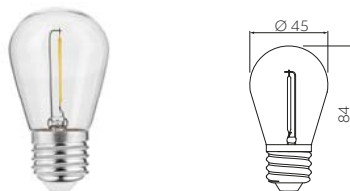
LD-G45FLE2EM-40	2,0 W	2,0 W = 21 W	F	● 4000 K	200 lm	5902801358388
LD-G45FLE4EM-40	4,0 W	4,0 W = 37 W			420 lm	5902801359095

▶ ŹRÓDŁO ŚWIATŁA LED **G45**
LED light source



LD-SMBD45-10	10,0 W	10,0 W = 72 W	F	● 3000 K	1000 lm	5902801362330
LD-SMNB45-10				● 4000 K		5902801361968

▶ ŹRÓDŁO ŚWIATŁA LED **CLEAR S14**
LED light source



LD-S14FLE05-30	0,5 W	0,5 W = 6 W	-	● 2700 K	50 lm	5902801498206
LD-S14FLE05-40				● 4000 K		5902801498077

NEW

▶ ŹRÓDŁO ŚWIATŁA LED **G45**
LED light source



LD-B45C01W-WH	1,0 W	1,0 W = 6 W	○ WHITE	50 lm	5902801496837	
LD-B45C01W-RD					● RED	5902801497148
LD-B45C01W-GR					● GREEN	5902801497162
LD-B45C01W-BL					● BLUE	5902801497186
LD-B45C01W-YW					● YELLOW	5902801497209

NEW

▶ ŹRÓDŁO ŚWIATŁA LED **G120**

LED light source



Model	Power (W)	Equivalent Power (W)	Beam Angle	Color Temp (K)	Lumen (lm)	Barcode
LD-120G14W-32	14,0 W	14,0 W = 92 W	F	3000 K	1380 lm	5901867169242
LD-120G14W-40				4000 K		5902801299230
LD-120G18W-32	18,0 W	18,0 W = 116 W	F	3000 K	1820 lm	5901867169259
LD-120G18W-40				4000 K		5902801299278

▶ ŹRÓDŁO ŚWIATŁA LED

LED light source



Model	Power (W)	Equivalent Power (W)	Beam Angle	Color Temp (K)	Lumen (lm)	Width (mm)	Height (mm)	Barcode
LD-ALF100-27W	27,0W	27,0 W = 172 W	F	4000 K	2900 lm	96	185	5902801374890
LD-ALF120-34W	34,0W	-			3700 lm	115	207	5902801374883
LD-ALF140-80W	77,5W	-	8900 lm		135	213	5902801448201	
LD-ALF150-100W	97,0W	-	11500 lm		145	230	5902801407215	

▶ ŹRÓDŁO ŚWIATŁA LED

LED light source

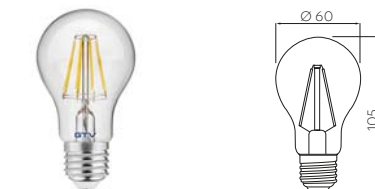


Model	Power (W)	Equivalent Power (W)	Beam Angle	Color Temp (K)	Lumen (lm)	Width (mm)	Height (mm)	Barcode
LD-ALF140-43W	43,0W	-	F	4000 K	4600 lm	149	245	5902801331510

▶ ŹRÓDŁO ŚWIATŁA LED **CLEAR A60**

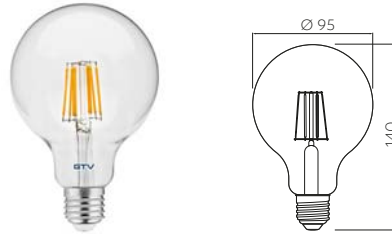
LED light source

NEW



Model	Power (W)	Equivalent Power (W)	Beam Angle	Color Temp (K)	Lumen (lm)	Barcode
LD-A60FLE8-30	8,0 W	8,0 W = 64 W	E	3000 K	880 lm	5902801328770
LD-A60FLE8-40				4000 K		5902801356407
LD-A60FLE11-30	11,0 W	11,0 W = 100 W	D	2700 K	1500 lm	5902801498039
LD-A60FLE11-40				4000 K		5902801498480

▶ ŹRÓDŁO ŚWIATŁA LED **CLEAR G95**
LED light source



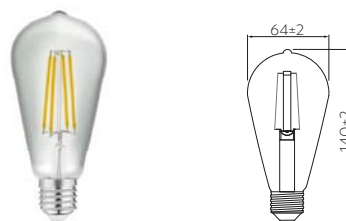
LD-G95FLE8-30	8,0 W	8,0 W = 64 W	E	● 3000 K	880 lm	5902801328800
LD-G95FLE8-40				● 4000 K		5902801339394

▶ ŹRÓDŁO ŚWIATŁA LED **CLEAR G125**
LED light source



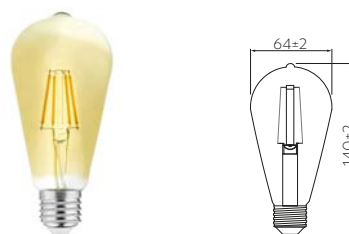
LD-G125FLE8-30	8,0 W	8,0 W = 64 W	E	● 3000 K	880 lm	5902801338465
LD-G125FLE8-40				● 4000 K		5902801358333

▶ ŹRÓDŁO ŚWIATŁA LED **CLEAR ST64**
LED light source



LD-ST64FLE6-30	6,0 W	6,0 W = 48 W	F	● 3000 K	600 lm	5902801358395
LD-ST64FLE6-40				● 4000 K		5902801339431

▶ ŹRÓDŁO ŚWIATŁA LED **VINTAGE ST64**
LED light source



LD-ST64FVE4-30	4,0 W	4,0 W = 28 W	G	● 3000 K	300 lm	5902801339196

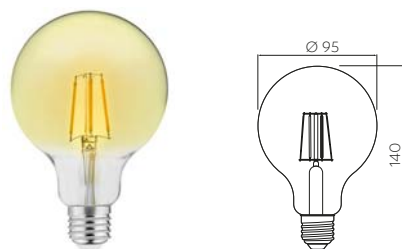
360°



▶ ŹRÓDŁO ŚWIATŁA LED **VINTAGE G95**

LED light source

360°

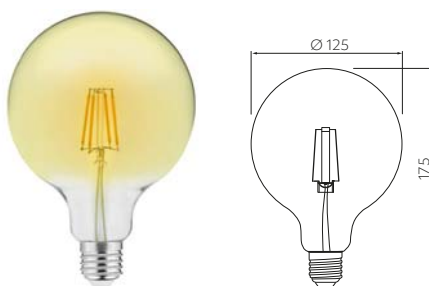


LD-G95FEV4-30	4,0 W	4,0 W = 28 W	G	3000 K	300 lm	5902801339295

▶ ŹRÓDŁO ŚWIATŁA LED **VINTAGE G125**

LED light source

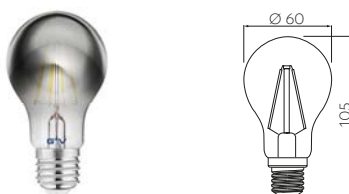

360°



LD-G125FEV4-30	4,0 W	4,0 W = 28 W	G	3000 K	300 lm	5902801339288

▶ ŹRÓDŁO ŚWIATŁA LED **SMOKED A60**

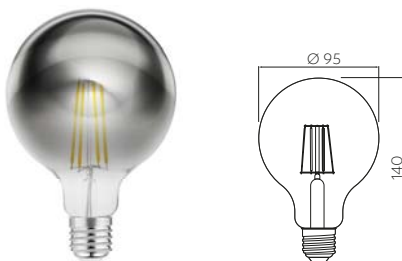
LED light source



LD-A60FP8-18	8,0 W	8,0 W = 35 W	-	1800 K	400 lm	5902801393419
LD-A60FPE8-30		8,0 W = 55 W	F	2700 K	720 lm	5902801358517

▶ ŹRÓDŁO ŚWIATŁA LED **SMOKED G95**

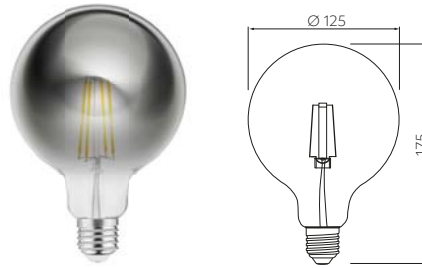
LED light source



LD-G95FP8-18	8,0 W	8,0 W = 39 W	-	1800 K	450 lm	5902801393358
LD-G95FPE8-30		8,0 W = 55 W	F	2700 K	720 lm	5902801328800

▶ ŹRÓDŁO ŚWIATŁA LED **SMOKED G125**

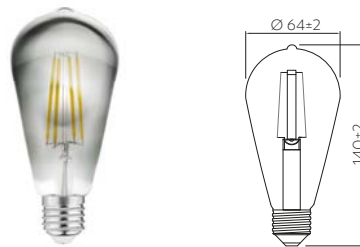
LED light source



LD-G125FP8-18	8,0 W	8,0 W = 39 W	-	● 1800 K	450 lm	5902801398100
LD-G125FPE8-30		8,0 W = 55 W	F	● 2700 K	720 lm	5902801359293

▶ ŹRÓDŁO ŚWIATŁA LED **SMOKED ST64**

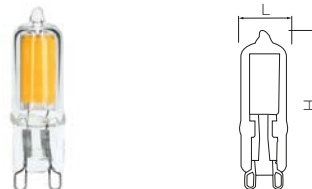
LED light source



LD-ST64FP4-18	6,0 W	6,0 W = 28 W	-	● 1800 K	300 lm	5902801370526
LD-ST64FPE6-30		6,0 W = 42 W	F	● 2700 K	500 lm	5902801359255

▶ ŹRÓDŁO ŚWIATŁA LED

LED light source



LD-G93WE25-30	2,5 W	2,5 W = 25 W	F	● 3000 K	250 lm	14 x 48	5902801339455
LD-G93WE25-40				● 4000 K			5902801339158
LD-G935W04-30	3,5 W	3,5 W = 32 W	F	● 3000 K	350 lm	13,4 x 60	5902801359231
LD-G935W04-40				● 4000 K			5902801351457

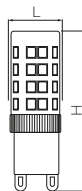
▶ ŹRÓDŁO ŚWIATŁA LED

LED light source



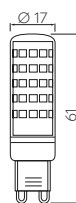
LD-G93W25-32	2,5 W	2,5 W = 22 W	F	● 3000 K	220 lm	5902801328336
LD-G93W25-45				● 4000 K		5902801328640

▶ **ŹRÓDŁO ŚWIATŁA LED**
LED light source



	W	LED	Ei	Color	lm	LxH mm	Barcode
LD-G9PE35W-30	3,5 W	3,5 W = 32 W	F	● 3000 K	350 lm	15 x 50	5902801328312
LD-G9PE35W-40				● 4000 K			5902801328695
LD-G9P5WE0-30	5,0 W	5,0 W = 35 W	G	● 3000 K	400 lm	15 x 54,5	5902801328879
LD-G9P5WE0-40				● 4000 K			5902801338496

▶ **ŹRÓDŁO ŚWIATŁA LED**
LED light source

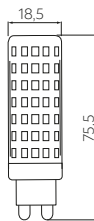


360°



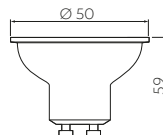
	W	LED	Ei	Color	lm	Barcode
LD-G9P67W0-30	6,5 W	6,5 W = 48 W	F	● 3000 K	600 lm	5902801339141
LD-G9P67W0-40				● 4000 K		5902801338540

▶ **ŹRÓDŁO ŚWIATŁA LED**
LED light source



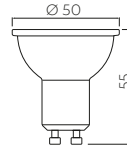
	W	LED	Ei	Color	lm	Barcode
LD-G9P95W0-30	9,5 W	9,5 W = 66 W	F	● 3000 K	900 lm	5902801351617
LD-G9P95W0-40				● 4000 K		5902801351464

▶ **ŹRÓDŁO ŚWIATŁA LED**
LED light source



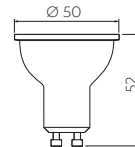
	W	LED	Ei	Color	lm	Barcode
LD-SPCGU10-7W	7,0 W	7,0 W = 48 W	F	● 3000 K	600 lm	5902801295010
LD-SPNGU10-7W				● 4000 K		5902801295010

▶ ŹRÓDŁO ŚWIATŁA LED
LED light source



Model	Power (W)	Power (W)	Base	Color Temp (K)	Beam Angle (lm)	Barcode
LD-NGU10P-1W	1,0 W	1,0 W = 12 W	E	3000 K	110 lm	5902801407253
LD-NGU10PN-1W				4000 K		5901867194954
LD-NGU10PZ-1W				6400 K		5902801407079
LD-NGU10P-3W	2,5 W	2,5 W = 24 W	F	3000 K	240 lm	5901867131591
LD-NGU10PN-3W				4000 K		5902801299070
LD-NGU10PZ-3W				6400 K		5902801407291
LD-NGU10P-4W	3,5 W	3,5 W = 32 W	F	3000 K	350 lm	5908231395702
LD-NGU10PN-4W				4000 K		5902801299001
LD-NGU10PZ-4W				6400 K		5902801407420

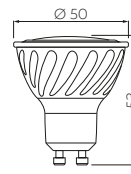
▶ ŹRÓDŁO ŚWIATŁA LED
LED light source



NEW

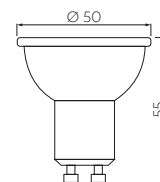
Model	Power (W)	Power (W)	Base	Color Temp (K)	Beam Angle (lm)	PF	Barcode
LD-PC5010-30	4,9 W	4,9W = 37 W	F	3000 K	420 lm	PF>0,4	5902801496714
LD-PC5010-40				4000 K			5902801496738
LD-PC5010-64				6400 K			5902801496752
LD-PC7010-30	7,0 W	7,0W = 48 W	F	3000 K	600 lm	PF>0,5	5902801496776
LD-PC7010-40				4000 K			5902801496790
LD-PC7010-64				6400 K			5902801496813

▶ ŹRÓDŁO ŚWIATŁA LED
LED light source



Model	Power (W)	Power (W)	Base	Color Temp (K)	Beam Angle (lm)	Barcode
LD-PC6010-30	5,6 W	5,6 W = 36 W	F	3000 K	410 lm	5901867155436
LD-PC6010-40				4000 K		5901867198785
LD-PC6010-64				6400 K		5901867197139
LD-PC7510-30	7,0 W	7,0 W = 45 W	F	3000 K	550 lm	5901867155405
LD-PC7510-40				4000 K		5901867198792
LD-PC7510-64				6400 K		5901867197160

▶ ŹRÓDŁO ŚWIATŁA LED
LED light source



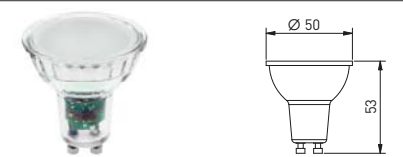

Model	Power (W)	Power (W)	Base	Color Temp (K)	Beam Angle (lm)	Barcode
LD-SM1210-10	9,1 W	9,1 W = 63 W	F	3000 K	850 lm	5901867189967
LD-SM1210N-10				4000 K		5902801299513
LD-SM1210Z-10				6400 K		5902801342790

▶ **ŹRÓDŁO ŚWIATŁA LED**
LED light source



Folder	W	LED	Ei	Color	Beam	Barcode
LD-SZ5010-30	5,0 W	5,0 W = 35 W	F	3000 K	400 lm	5901867196798
LD-SZ5010-40				4000 K		5902801000690
LD-SZ5010-64				6400 K		5901867196804

▶ **ŹRÓDŁO ŚWIATŁA LED**
LED light source



Folder	W	LED	Ei	Color	Beam	PF	Barcode
LD-SZ30W10-30	3,0	3,0 W = 26 W	F	3000 K	270 lm	>0,4	5902801360817
LD-SZ30W10-40	3,0	3,0 W = 26 W		4000 K	270 lm	>0,4	5902801360848
LD-SZ30W10-64	3,0	3,0 W = 26 W		6400 K	270 lm	>0,4	5902801360855
LD-SZ50W10-30	5,0	5,0 W = 39 W		3000 K	460 lm	>0,4	5902801361005
LD-SZ50W10-40	5,0	5,0 W = 39 W		4000 K	460 lm	>0,4	5902801361142
LD-SZ50W10-64	5,0	5,0 W = 39 W		6400 K	460 lm	>0,4	5902801360992
LD-SZ70W10-30	6,7	6,7 W = 52 W		3000 K	670 lm	>0,5	5902801361180
LD-SZ70W10-40	6,7	6,7 W = 52 W		4000 K	670 lm	>0,5	5902801361531
LD-SZ70W10-64	6,7	6,7 W = 52 W		6400 K	670 lm	>0,5	5902801361043

▶ **ŹRÓDŁO ŚWIATŁA LED ES111**
LED light source



LD-ES111NW13W40-00 LD-ES111NW13W40-10 LD-ES111NW13W40-15

Folder	W	LED	Ei	Color	Beam	Barcode
LD-ES111W13W40-10	12,5 W	12,5 W = 77 W	F	3000 K	1100 lm	5902801343780
LD-ES111NW13W40-10		12,5 W = 85 W	E	4000 K	1250 lm	5902801343797
LD-ES111W13W40-00		12,5 W = 77 W	F	3000 K	1100 lm	5902801343551
LD-ES111NW13W40-00		12,5 W = 85 W	E	4000 K	1250 lm	5902801343001
LD-ES111W13W40-15		12,5 W = 77 W	F	3000 K	1100 lm	5902801347238
LD-ES111NW13W40-15		12,5 W = 85 W	E	4000 K	1250 lm	5902801347177

▶ **ŹRÓDŁO ŚWIATŁA LED ES111**
LED light source



LD-ES111NW13W120-00 LD-ES111NW13W120-10 LD-ES111NW13W120-15

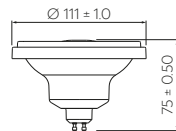
Folder	W	LED	Ei	Color	Beam	Barcode
LD-ES111W13W120-10	12,5 W	12,5 W = 77 W	F	3000 K	1100 lm	5902801347467
LD-ES111NW13W120-10		12,5 W = 85 W	E	4000 K	1250 lm	5902801347160
LD-ES111W13W120-00		12,5 W = 77 W	F	3000 K	1100 lm	5902801347559
LD-ES111NW13W120-00		12,5 W = 85 W	E	4000 K	1250 lm	5902801347672
LD-ES111W13W120-15		12,5 W = 77 W	F	3000 K	1100 lm	5902801347658
LD-ES111NW13W120-15		12,5 W = 85 W	E	4000 K	1250 lm	5902801347757

▶ ŹRÓDŁO ŚWIATŁA LED **ES111**

LED light source



WARRANTY GU10



LD-ES111WW11W25AG-01	11,0 W	11,0 W = 63 W	F	● 3000 K	850 lm	5902801343711
LD-ES111NW11W25AG-01		11,0 W = 66 W		● 4000 K	900 lm	5902801347498

▶ ŹRÓDŁO ŚWIATŁA LED **J78**

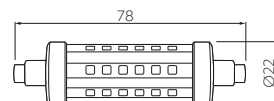
LED light source



WARRANTY R7s



360°



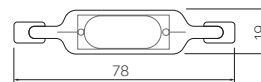
LD-J7806WE-40	5,0 W	5,0 W = 42 W	F	● 4000 K	500 lm	5902801339066

▶ ŹRÓDŁO ŚWIATŁA LED **J78**

LED light source



WARRANTY R7s



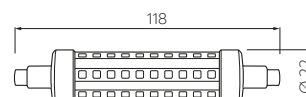
LD-J7805WCE-40	5,0 W	5,0 W = 42 W	F	● 4000 K	500 lm	5902801339516

▶ ŹRÓDŁO ŚWIATŁA LED **J118**

LED light source



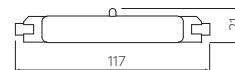
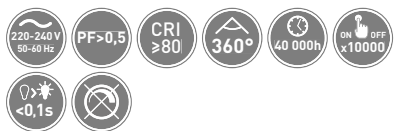
WARRANTY R7s



LD-J11810WE-40	9,0 W	9,0 W = 66 W	F	● 4000 K	900 lm	5902801339059

▶ ŹRÓDŁO ŚWIATŁA LED **J118**

LED light source



LD-J11809WCE-40	9,0 W	9,0 W = 66 W	F	4000 K	900 lm	5902801351426

▶ ŹRÓDŁO ŚWIATŁA LED **AR111**

LED light source



LD-AR111NW13W40-00

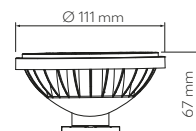


LD-AR111NW13W40-10



LD-AR111NW13W40-15

NEW



LD-AR111WW13W40-10	12,5 W	12,5 W = 77 W	F	3000 K	1100 lm	5902801343599
LD-AR111NW13W40-10				4000 K	1250 lm	5902801343667
LD-AR111WW13W40-00				3000 K	1100 lm	5902801347511
LD-AR111NW13W40-00				4000 K	1250 lm	5902801343759
LD-AR111WW13W40-15				3000 K	1100 lm	5902801409028
LD-AR111NW13W40-15				4000 K	1250 lm	5902801408168

▶ ŹRÓDŁO ŚWIATŁA LED **AR111**

LED light source



LD-AR111NW13W120-00

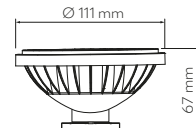


LD-AR111NW13W120-10



LD-AR111WW13W120-15

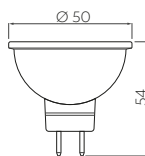
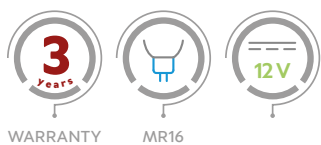
NEW



LD-AR111WW13W120-10	12,5 W	12,5 W = 77 W	F	3000 K	1100 lm	5902801347818
LD-AR111NW13W120-10				4000 K	1250 lm	5902801347955
LD-AR111WW13W120-00				3000 K	1100 lm	5902801347986
LD-AR111NW13W120-00				4000 K	1250 lm	5902801348310
LD-AR111WW13W120-15				3000 K	1100 lm	5902801408144
LD-AR111NW13W120-15				4000 K	1250 lm	5902801347757

▶ ŹRÓDŁO ŚWIATŁA LED

LED light source



NEW

LD-SM1016-30	1,0 W	1,0 W = 11 W	F	3000 K	100 lm	5902801403972
LD-SM1016-40				4000 K		5902801404030
LD-SM1016-64				6400 K		5902801404047
LD-SM4016-30	4,0 W	4,0 W = 30 W	G	3000 K	320 lm	5901867190079
LD-SM4016-40				4000 K		5902801309328
LD-SM4016-64				6400 K		5901867190109
LD-SM6016-30	6,0 W	6,0 W = 44 W	G	3000 K	540 lm	5901867190048
LD-SM6016-40				4000 K		5902801338281
LD-SM6016-64				6400 K		5902801339738

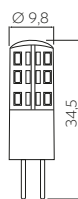
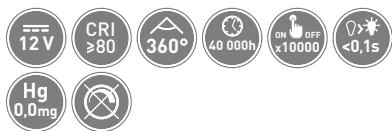
▶ ŹRÓDŁO ŚWIATŁA LED

LED light source



WARRANTY

G4



LD-G4SI115-32	1,1 W	1,1 W = 11 W	G	● 3000 K	100 lm	5902801328657
LD-G4SI115-45				● 4000 K		5902801328329

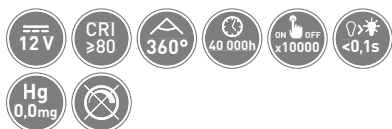
▶ ŹRÓDŁO ŚWIATŁA LED

LED light source



WARRANTY

G4



LD-G4P30W-30	3,0 W	3,0 W = 26 W	G	● 3000 K	260 lm	5902801338533
LD-G4P30W-40				● 4000 K		5902801338519

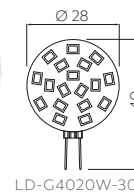
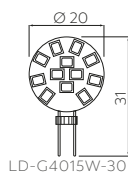
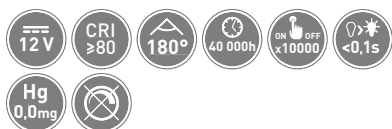
▶ ŹRÓDŁO ŚWIATŁA LED

LED light source



WARRANTY

G4



LD-G4018W-30	1,8 W	1,8 W = 16 W	G	● 3000 K	150 lm	5902801339042
LD-G4025W-30	2,5 W	2,5 W = 25 W	F		250 lm	5902801338908

ŹRÓDŁA ŚWIATŁA

wysokowydajne świetlówki LED T8
highly efficient LED light sources T8





WARRANTY




160 lm/w



wysoka efektywność
światlna


high luminous
efficiency

▶ **ŹRÓDŁO ŚWIATŁA LED T8**
LED light source



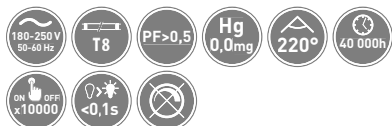
	W	Ei			L	
SW-NSZT810W-60N	9,1 W	F	● 4000 K	1000 lm	600 mm	5902801366369
SW-ZSZT810W-60N	9,1 W		● 6400 K	1000 lm		5902801367250
SW-NSZT818W-120N	18,0 W		● 4000 K	1900 lm	1200 mm	5902801367212
SW-ZSZT818W-120N	18,0 W		● 6400 K	1900 lm		5902801367281
SW-NSZT822W-150N	22,0 W		● 4000 K	2400 lm	1500 mm	5902801367229
SW-ZSZT822W-150N	22,0 W		● 6400 K	2400 lm		5902801367304

▶ **ŹRÓDŁO ŚWIATŁA LED T8**
LED light source




	W	Ei			L	
SW-HLSZT809W-60	9,0 W	E	● 4000 K	1050 lm	600 mm	5902801241444
SW-HLSZT818W-120	18,0 W			2150 lm	1200 mm	5902801241451
SW-HLSZT824W-150	24,0 W			2850 lm	1500 mm	5902801241871

▶ **ŹRÓDŁO ŚWIATŁA LED T8**
LED light source



NEW



	W	Ei			L	
SW-SHLSZT809W-60	9,0 W	C	● 4000 K	1440 lm	600 mm	5902801462511
SW-SHLSZT818W-120	18,0 W			2880 lm	1200 mm	5902801470400
SW-SHLSZT822W-150	22,0 W			3520 lm	1500 mm	5902801470363





OŚWIETLENIE PRZEMYSŁOWE

INDUSTRIAL LIGHTING

— HIGH-BAY HIGH-BAY	62
— LINIOWE ZINTEGROWANE LED LINEAR INTEGRATED LED	63
— LINIOWE T8 LED LINEAR T8 LED	64
— KANAŁOWE BULKHEAD	65
— EWAKUACYJNE I AWARYJNE EVACUATION AND EMERGENCY	68
— ULICZNO-PARKOWE STREETS AND PARKS	70
— HERMETYCZNE T8 LED HERMETIC T8 LED	71
— HERMETYCZNE ZINTEGROWANE LED HERMETIC INTEGRATED LED	72



ZEFIR PRO

oprawa LED
LED luminaire



uniwersalny design, idealny do przestrzeni
handlowych, biurowych, magazynowych
universal design, ideal for commercial,
office and warehouse spaces



WARRANTY




IP 44



IK 06



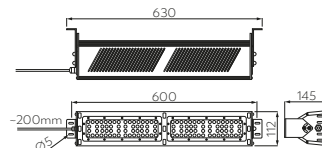

możliwość doprowadzenia przewodów
z trzech stron (w tym od sufitu)
possibility of connecting cables from three
sides (including from the ceiling)



matowa przesłona
roprasza światło, nie oślepia
mat cover that disperses light,
it does not dazzle

HIGH-BAY LED TEKSAS

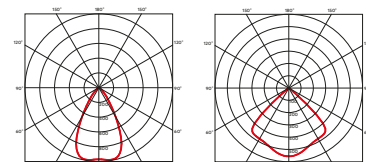
High-bay LED fixture



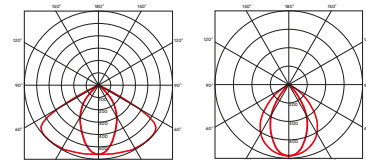
LD-TK100W-40	100 W	● 4000 K	12 000 lm	aluminium, aluminium	szary, grey	3000 g
5902801001970						

SOCZEWKI WYMIENNE TEKSAS

Replaceable lenses



SO-TK060DE-00 SO-TK090DE-00

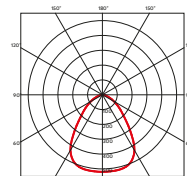
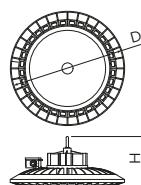



SO-TK612DE-00 SO-TK069DE-00

SO-TK060DE-00	60° x 60°	5902801008979
SO-TK090DE-00	90° x 90°	5902801008986
SO-TK612DE-00	60° x 120°	5902801008962
SO-TK069DE-00	60° x 90°	5902801024931

HIGH-BAY LED KANSAS

High-bay LED fixture

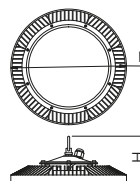


	D	H
LD-KAN150W-NB	ø330	168
LD-KAN200W-NB	ø390	179
*mm		

LD-KAN150W-NB	150 W	● 4000 K	19500 lm	aluminium, aluminium	czarny, black	2700 g
LD-KAN200W-NB	200 W	● 4000 K	26000 lm	aluminium, aluminium	czarny, black	3700 g
5902801279386						

HIGH-BAY LED DALLAS

High-bay LED fixture

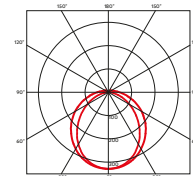


	D	H
LD-DAL100W-NB	ø260	104
LD-DAL150W-NB	ø300	120
*mm		

LD-DAL100W-NB	100 W	● 4000 K	10000 lm	aluminium, aluminium	czarny, black	1600 g
LD-DAL150W-NB	150 W	● 4000 K	15000 lm	aluminium, aluminium	czarny, black	2500 g
5902801247293						

OPRAWA LED **ZEFIR PRO**

Surface mounted LED fixture




	L	W	H
LD-ZFPL24W06-NB	591	148,5	52,5
LD-ZFPL48W12-NB	1191	148,5	52,5

*mm

Model	Power	Color	Beam	Material	Color	PF	Weight	Barcode
LD-ZFPL24W06-NB	24 W	4000 K	2200 lm	aluminium, aluminium	biały, white	PF > 0,5	825 g	5902801218170
LD-ZFPL48W12-NB	48 W	4000 K	4400 lm	aluminium, aluminium	biały, white	PF > 0,9	1475 g	5902801278624

OPRAWA LED **ASPEN**

Surface mounted LED fixture




	L	W	H
LD-OLL20W-CB	600	68	23
LD-OLL40W-CB	1200	68	23
LD-OLL50W-CB	1500	68	23

*mm

Model	Power	Color	Beam	Material	Color	PF	Weight	Barcode
LD-OLL20W-NB	20 W	4000 K	1800 lm	PC	biały, white	PF > 0,5	190 g	5902801010453
LD-OLL40W-NB	40 W	4000 K	3600 lm	PC	biały, white	PF > 0,9	360 g	5902801010460
LD-OLL50W-NB	50 W	4000 K	4500 lm	PC	biały, white	PF > 0,9	475 g	5902801010477

OPRAWA LED **KELIO**

Surface mounted LED fixture



	L	W	H
LD-KEL18W-NW	600	68	23
LD-KEL36W-NW	1200	68	23
LD-KEL45W-NW	1500	68	23

*mm

Model	Power	Color	Beam	Material	Color	PF	Weight	Barcode
LD-KEL18W-NW	18 W	4000 K	1800 lm	PC/PC	biały, white	PF > 0,5	190 g	5902801266621
LD-KEL36W-NW	36 W	4000 K	3600 lm	PC/PC	biały, white	PF > 0,9	360 g	5902801266942
LD-KEL45W-NW	45 W	4000 K	4500 lm	PC/PC	biały, white	PF > 0,9	475 g	5902801442995

NEW

OPRAWA LED **LONGER**

LED fitting



	L	L1
LD-LONG18W-NW	605	415
LD-LONG36W-NW	1205	1015
LD-LONG54W-NW	1505	1315

*mm

Model	Power	Color	Beam	Material	Color	PF	Weight	Barcode
LD-LONG18W-NW	18 W	4000 K	2160 lm	PC/IRON	biały, white	0,5	800 g	5902801499999
LD-LONG36W-NW	36 W	4000 K	4320 lm	PC/IRON	biały, white	0,9	1250 g	5902801435591
LD-LONG54W-NW	54 W	4000 K	6480 lm	PC/IRON	biały, white	0,9	1600 g	5902801435621

NEW


▶ OPRAWA ŚWIETLÓWKOWA T8

Fixture for open LED light sources



WARRANTY

G13



	L	W	H
OS-OSL2120S-00	1230	100	47
OS-OSL2150S-00	1530	100	47

*mm

OS-OSL2120S-00	blacha stalowa, steel sheet	biały, white	380 g	5901867173744
OS-OSL2150S-00			470 g	5901867173768

▶ OPRAWA ŚWIETLÓWKOWA T8

Fixture for open LED light sources, T8



WARRANTY

G13



	L	W	H
OS-OSL2120S-00	1230	42	47
OS-OSL2150S-00	1530	42	47

*mm

OS-OSL2120S-00	blacha stalowa, steel sheet	biały, white	380 g	5901867173744
OS-OSL2150S-00			470 g	5901867173768

▶ OPRAWA DO ŹRÓDEŁ ŚWIATŁA LED T8 ZEFIR


LED fitting for LED T8 light sources

NEW



WARRANTY

G13



	L	W	H
LD-OZE218-00	640	152	65
LD-OZE236-00	1250	152	65
LD-OZE258-00	1500	152	65

*mm

LD-OZE218-00	ABS + PC + blacha stalowa, ABS + PC + steel sheet	przeźroczysty, clear,	700 g	5901867159632
LD-OZE236-00			1000 g	5901867151605
LD-OZE258-00			1200 g	5902801414930

▶ OPRAWA DO ŹRÓDEŁ ŚWIATŁA LED T8 ZEFIR

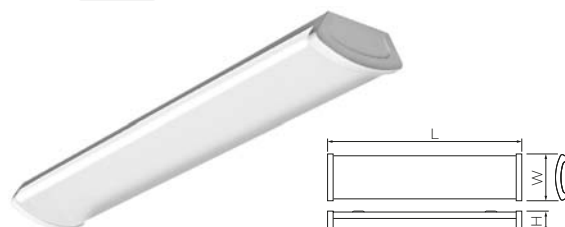
LED fitting for LED T8 light sources

NEW



WARRANTY

G13



	L	W	H
LD-OZE218-01	640	152	65
LD-OZE236-01	1250	152	65
LD-OZE258-01	1500	152	65

*mm

LD-OZE218-01	ABS + PC + blacha stalowa, ABS + PC + steel sheet	mleczny, soft white	700 g	5901867177582
LD-OZE236-01			1000 g	5901867177698
LD-OZE258-01			1200 g	5902801415173

NEW

OPRAWA KANAŁOWA LED **OVALIO**

LED bulkhead fixture



3 SIDES CONNECTION PROVIDED BY **SANAN**



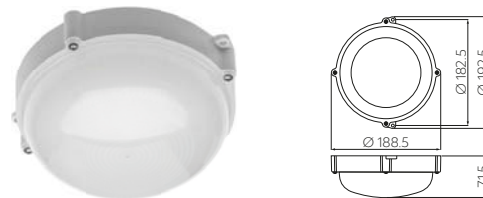
LD-OVALW5W00-NW	5 W	● 4000 K	500 lm	ABS+PC	biała/ white	200 g	5902801455506
LD-OVALW5W10-NW					czarny/ black		5902801455445

OPRAWA KANAŁOWA LED **LUXIA**

LED bulkhead fixture



WARRANTY PROTECTION IK10



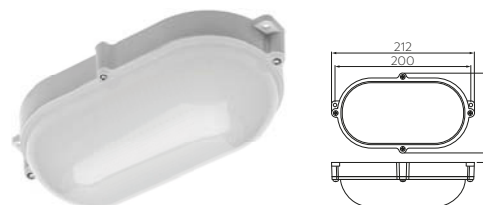
LD-KALU100K-40	10 W	● 4000 K	700 lm	PC / PC	biała, white	250 g	5901867169204
----------------	------	----------	--------	---------	--------------	-------	---------------

OPRAWA KANAŁOWA LED **LUXIA**

LED bulkhead fixture



WARRANTY PROTECTION IK10



LD-KALU100W-40	10 W	● 4000 K	700 lm	PC / PC	biała, white	250 g	5901867169208
----------------	------	----------	--------	---------	--------------	-------	---------------

OPRAWA KANAŁOWA LED **TWIST**

LED bulkhead fixture



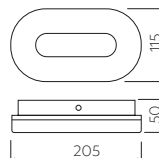
WARRANTY PROTECTION IK08



LD-TWI10WOK-40	10 W	● 4000 K	750 lm	PC	czarny, black	300 g	5902801041303
----------------	------	----------	--------	----	---------------	-------	---------------

▶ OPRAWA KANAŁOWA LED **TWIST**

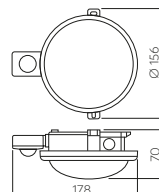
LED bulkhead fixture



LD-TW110WOW-40	10 W	● 4000 K	750 lm	PC	czarny, black	300 g	5902801042058

▶ OPRAWA KANAŁOWA LED Z CZUJNIKIEM RUCHU **DELTA**

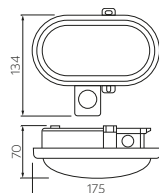
LED bulkhead fixture with motion sensor



LD-DELOW6WC-NB	6 W	● 4000 K	400 lm	ABS / PC	biały, white	207 g	5901867191106

▶ OPRAWA KANAŁOWA LED Z CZUJNIKIEM RUCHU **DELTA**

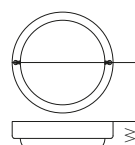
LED bulkhead fixture with motion sensor



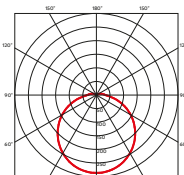
LD-DELOW6WC-NB	6 W	● 4000 K	400 lm	ABS / PC	biały, white	207 g	5901867191113

▶ OPRAWA KANAŁOWA LED **KODO**

LED bulkhead fixture



360°

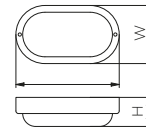
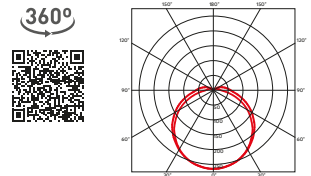


	L	H
LD-KD08WOK-NB	ø155	47
LD-KD12WOK-NB	ø175	47

*mm

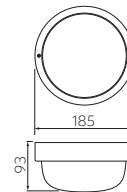
LD-KD08WOK-NB	8 W	● 4000 K	720 lm	PC	biała, white	240 g	5902801305276
LD-KD12WOK-NB	12 W	● 4000 K	1080 lm	PC	biała, white	280 g	5902801305153

OPRAWA KANAŁOWA LED **KODO**
LED bulkhead fixture



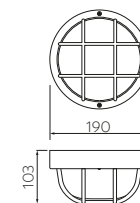
LD-KD08WOV-NB	8 W	4000 K	720 lm	PC	biała, white	220 g	5902801305269
LD-KD12WOV-NB	12 W		1080 lm			250 g	5902801304798

OPRAWA KANAŁOWA **IBIZA**
Bulkhead fixture



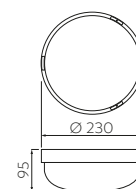
OS-IBBL060-00	korpus ABS; klosz szkło, body: ABS, lens: glass	biały, white	720 g	5908231338464

OPRAWA KANAŁOWA **IBIZA**
Bulkhead fixture



OS-IBKR060-00	korpus: ABS; klosz: szkło, body: ABS, lens: glass	biały, white	710 g	5908231338457

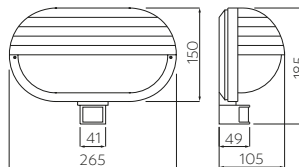
OPRAWA KANAŁOWA **RINGO**
Bulkhead fixture



OS-RINGO1-00	korpus: ABS; klosz: szkło hartowane, body: ABS, lens: tempered glass	biały, white	900 g	5901867122896

▶ **OPRAWA KANAŁOWA Z CZUJNIKIEM RUCHU KACROO**

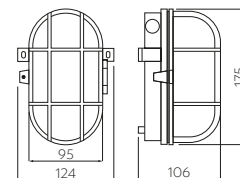
Bulkhead fixture with motion sensor



OS-KACROO-00	ABS + PC	biały, white,	580 g	5908231302151

▶ **OPRAWA KANAŁOWA SANGUESA - KAY**

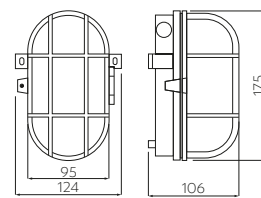
Bulkhead fixture



OS-KAY060-00	korpus: ABS; klosz: szkło, body: ABS, lens: glass	biały, white,	560 g	5908231302137
OS-KAY060-10		czarny, black,		5908231302144

▶ **OPRAWA KANAŁOWA SANGUESA - KAM**

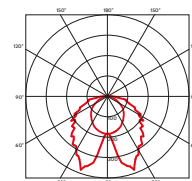
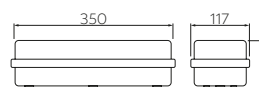
Bulkhead fixture



OS-KAM060-00	korpus: ABS; klosz: szkło, body: ABS, Lens: glass	biały, white,	500 g	5908231394620
OS-KAM060-10		czarny, black		5908231337795

▶ **OPRAWA AWARYJNA LED SAHER DUO**

Emergency LED light fixture



LD-SAHER1-DUO	3 W	1 h	6400 K	300 lm	PC	biały, white	805 g	5901867198280
LD-SAHER3-DUO		3 h						5901867198273

OPRAWA AWARYJNA LED **TERNO**

Combined LED emergency fixture



WARRANTY PROTECTION TEST BUTTON



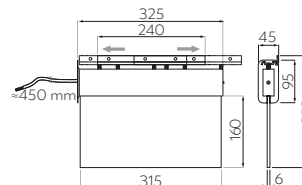
LD-TERNO1-00	3 W	1 h	6400 K	250 lm	PC	biały, white	600 g	5902801283338	
LD-TERNO3-00		3 h						5902801284786	

OPRAWA AWARYJNA LED **SALED**

Combined LED emergency fixture



WARRANTY



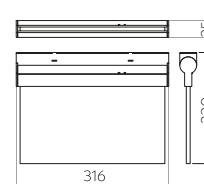
OA-SALE1-08	3 W	1 h	6400 K	aluminium, aluminium	chrom, chrome	910 g	5902831370440	
OA-SALE3-08		3 h					5902831301956	

OPRAWA AWARYJNA LED **CORSO**

Combined LED emergency fixture



WARRANTY TEST BUTTON



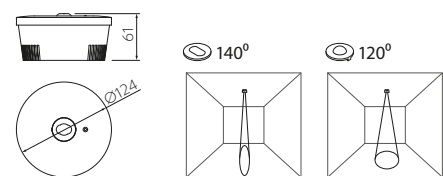
LD-CORSO1-00	3 W	1 h	6400 K	PC	biały, white	960 g	5902801284649	
LD-CORSO3-00		3 h					5902801284908	

OPRAWA AWARYJNA LED **OGLA**

Emergency fixture LED



WARRANTY TEST BUTTON SURFACE/FLUSH MOUNTING



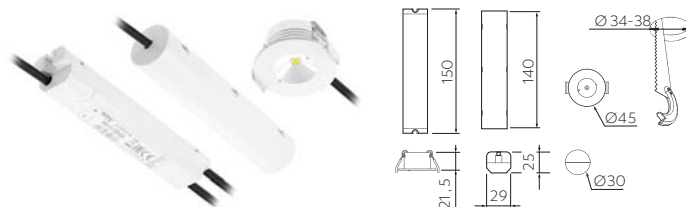
LD-OGLA3W-00	3 W	3 h	6400 K	200 lm	PC	biały, white,	335 g	5902801284755
LD-OGLA3W-10						czarny, black,		5902801326110

▶ **OPRAWA AWARYJNA LED OMAHA-3**

Emergency fixture LED



WARRANTY TEST BUTTON



LD-OMAH33-00	3 W	3 h	6400 K	300 lm	PC + aluminium, PC + aluminium	biały, white	350 g	5902801240522

▶ **LAMPA ULICZNO-PARKOWA LED ORLANDO**

Park and street lamp

NEW



WARRANTY IK10



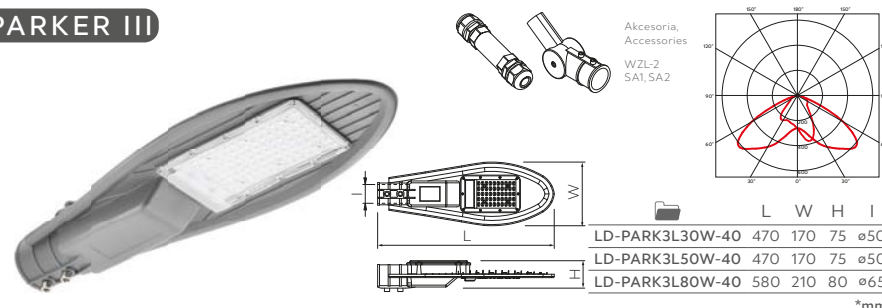
LD-ORL100W-40	100 W	4000 K	10000 lm	aluminium	szary/grey	2800 g	5902801482915

▶ **LAMPA ULICZNO-PARKOWA LED PARKER III**

Street and park LED lamp



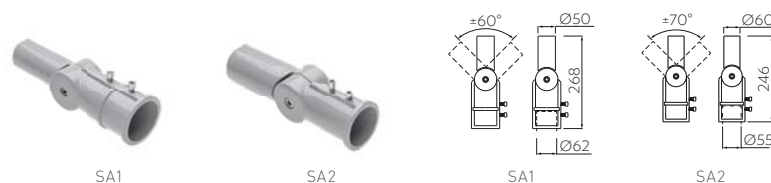
WARRANTY HEAT PROTECT



LD-PARK3L30W-40	30 W	4000 K	3000 lm	aluminium, aluminium,	PF > 0,9	1050 g	5902801382444
LD-PARK3L50W-40	50 W		5000 lm				5902801377181
LD-PARK3L80W-40	80 W		8000 lm				2400 g

▶ **ADAPTER DO OPRAW ULICZNO-PARKOWYCH**

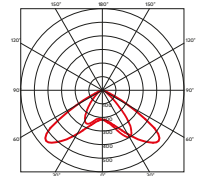
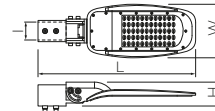
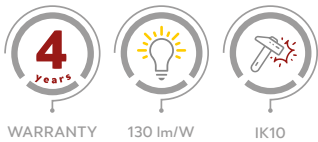
Adapter for street fixtures



SA1	680 g	5901867190840
SA2	550 g	5901867190864

LAMPA ULICZNO-PARKOWA LED INDIANA

Street and park LED lamp



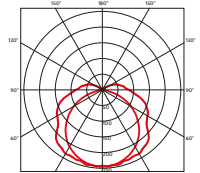
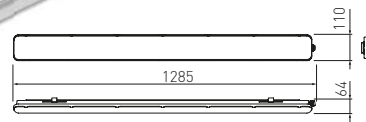

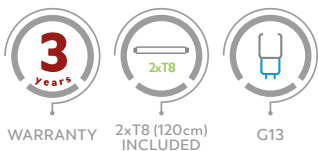
	L	W	H	I
LD-IND60W-40	525	180	80	ø60
LD-IND100W-40	580	220	80	ø60
LD-IND150W-40	635	250	80	ø60

*mm

Folder	W	Light Source	Light Output	Material	Barcode
LD-IND60W-40	60 W	4000 K	7000 lm	aluminium, aluminium	5902801318351
LD-IND100W-40	100 W	4000 K	13000 lm		5902801324185
LD-IND150W-40	150 W	4000 K	19500 lm		5902801318467

OPRAWA HERMETYCZNA DO ŹRÓDEŁ ŚWIATŁA LED T8

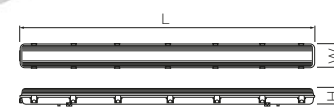
Fixture for LED light sources, T8



Folder	Light Source	Light Output	Color	Material	Weight	Barcode
LD-HR2X18W12-30	4000 K	2 x 1800 lm	szary, grey,	ABS + PS	1300 g	5902801233913

OPRAWA HERMETYCZNA DO ŹRÓDEŁ ŚWIATŁA LED T8 HAGEN

Fixture for LED light sources, T8



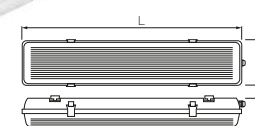
Folder	L	W	H
LD-HAG136-30	1288	72	68
LD-HAG158-30	1598	72	68
LD-HAG218-30	684	114	68
LD-HAG236-30	1288	114	68
LD-HAG258-30	1598	114	68

*mm

Folder	Material	Color	Weight	Barcode
LD-HAG136-30	PC / PC	biała, white,	520 g	5901867194060
LD-HAG158-30			900 g	5902801009877
LD-HAG218-30			1000 g	5901867194053
LD-HAG236-30			900 g	5901867154606
LD-HAG258-30			1000 g	5901867166395

OPRAWA HERMETYCZNA DO ŹRÓDEŁ ŚWIATŁA LED T8 HELIOS BIS

Fixture for LED light sources, T8



Folder	L	W	H
LD-HEL136B-30	1260	68	86
LD-HEL218B-30	662	114	85
LD-HEL236B-30	1260	114	86
LD-HEL258B-30	1562	125	95

*mm

Folder	Material	Color	Weight	Barcode
LD-HEL136B-30	ABS + PS	szary, grey	1500 g	5901867163325
LD-HEL218B-30			1500 g	5901867163301
LD-HEL236B-30			1800 g	5901867163349
LD-HEL258B-30			2500 g	5901867163363

▶ ZAPINKA METALOWA DO OPRAW HAGEN / HELIOS BIS, BOCZNA

Metal clamp for HAGEN / HELIOS BIS fixtures, side



LD-HAG236KL-ME		5901867189264
LD-HEL236BU-ME	metal, metal,	5901867195548
LD-HEL258BU-ME		5902801026737

	LD-HAG136-30	LD-HAG158-30	LD-HAG218-30	LD-HAG236-30	LD-HAG258-30	LD-HEL136B-30	LD-HEL218B-30	LD-HEL236B-30	LD-HEL258B-30
LD-HAG236KL-ME	12	14	8	12	14	-	-	-	-
LD-HEL236BU-ME	-	-	-	-	-	10	6	10	-
LD-HEL258BU-ME	-	-	-	-	-	-	-	-	12

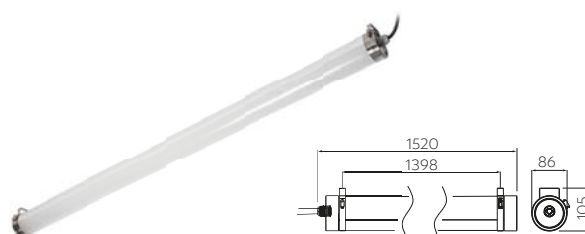
▶ OPRAWA LED HERMETYCZNA **FARM**

Hermetic LED fixture

NEW

WARRANTY
 150 lm/W
 WORKING TEMPERATURE: +45, -20
 CHEMICAL RESISTANT

220-240 V 50-60 Hz
 IP65
 IK08
 PF>0,9
 CRI >80
 120°
 60 000h
 ON/OFF x10000
 -20°C to +45°C
 1,2m



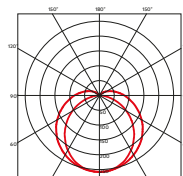
LD-FAR150-50W-40	50 W	4000 K	7500 lm	PMMA	biały/ white	480 g	5902801475672
------------------	------	--------	---------	------	--------------	-------	---------------

▶ OPRAWA LED HERMETYCZNA **BERGA**

Hermetic LED fixture

WARRANTY
 140 lm/W
 THROUGH-LINE MAX LN

220-240 V 50-60 Hz
 IP65
 IK08
 PF>0,9
 CRI >80
 120°
 60 000h
 ON/OFF x10000
 -20°C to +35°C



	L	W	H
LD-BERGA50W-30	1190	75	77
LD-BERGA70W-30	1570	75	77

*mm

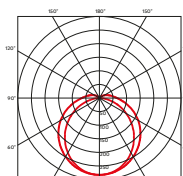
LD-BERGA50W-30	50 W	max 10	4000 K	7000 lm	ABS/PC	szary, grey,	1360 g	5902801253188
LD-BERGA70W-30	70 W	max 7	4000 K	9800 lm	ABS/PC	szary, grey,	1740 g	5902801253263

▶ OPRAWA LED HERMETYCZNA **BETIS II**

Hermetic LED fixture

WARRANTY
 120 lm/W
 THROUGH-LINE MAX LN

220-240 V 50-60 Hz
 IP65
 IK10
 PF>0,9
 CRI >80
 120°
 60 000h
 ON/OFF x10000
 -20°C to +35°C



	L	W	H
LD-BETISD50W-30	1200	75	95
LD-BETISD70W-30	1500	75	95

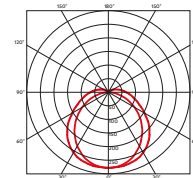
*mm

LD-BETISD50W-30	50 W	max 22	4000 K	6000 lm	PC	biały, white	680 g	5902801015670
LD-BETISD70W-30	70 W	max 15	4000 K	8400 lm	PC	biały, white	1350 g	5902801015687

OPRAWA LED HERMETYCZNA REXION

Hermetic LED fixture

NEW



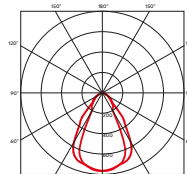
	L	W	H
LD-REX20W-NW	665	76	72
LD-REX40W-NW	1165	76	72
LD-REX60W-NW	1465	76	72

*mm

	W	LN	Color	Beam	Material	Color	Weight	Barcode
LD-REX20W-NW	20 W	max 20		2800 lm			750 g	5902801429613
LD-REX40W-NW	40 W	max 10	● 4000 K	5600 lm	PC / PC	biały, white	1350 g	5902801429644
LD-REX60W-NW	60 W	max 7		8400 lm			1650 g	5902801443206

OPRAWA LED HERMETYCZNA LUNAR

Hermetic LED fixture



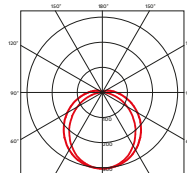
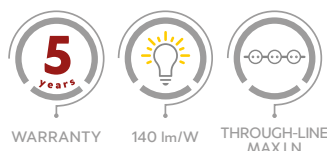
	L	W	H
LD-LUNAR60-40	620	118	53
LD-LUNAR120-80	1160	118	53

*mm

	W	LN	Color	Beam	Material	Color	Weight	Barcode
LD-LUNAR60-40	40 W	max 20		4000 lm	PC	szary, grey	1400 g	5902801297571
LD-LUNAR120-80	80 W	max 10	● 4000 K	8000 lm	GLASS		2400 g	5902801297625

OPRAWA LED HERMETYCZNA BESTA

Hermetic LED fixture



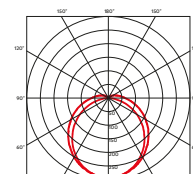
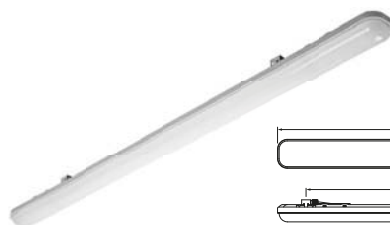
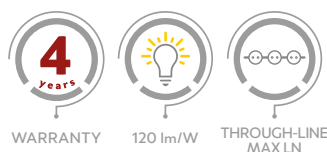
	L	W	H
LD-BESTA40W-30	1200	102	83
LD-BESTA60W-30	1500	102	83

*mm

	W	LN	Color	Beam	Material	Color	Weight	Barcode
LD-BESTA40W-30	40 W	max 27		5600 lm	PC	biały, white	1500 g	5902801234163
LD-BESTA60W-30	60 W	max 18	● 4000 K	8400 lm			2000 g	5902801225642

OPRAWA LED HERMETYCZNA XARO

Hermetic LED fixture



	L	W	H	X
LD-XARO18W-30	600	70	60	435-480
LD-XARO36W-30	1200	70	83	700-780
LD-XARO48W-30	1500	80	83	990-1050

*mm

	W	LN	Color	Beam	Material	Color	Weight	Barcode
LD-XARO18W-30	18 W	max 16		2200 lm			1000 g	5902801234019
LD-XARO36W-30	36 W	max 12	● 4000 K	4400 lm	PC	biały, white	1300 g	5902801233906
LD-XARO48W-30	48 W	max 8		5800 lm			1800 g	5902801234248

BESTA

oprawa hermetyczna LED
hermetic LED luminaire





WARRANTY



IP 65



IK 10
POLICARBON
BODY



możliwość łączenia w linie - do 27 opraw
possibility of connecting into lines max. 27 pcs.



zasilacz Tridonic
Tridonic LED driver



zapinki ze stali
nierdzewnej
metal clips made of
stainless steel



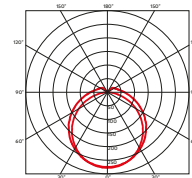
zabezpieczenie
przed otwarciem
protection against
opening

▶ OPRAWA LED HERMETYCZNA **OMNIA BIS**

Hermetic LED fixture



WARRANTY 3 Years FAST AND EASY CONNECTION



	L	W	H
LD-OMN060-30B	640	85	50
LD-OMN120-60B	1240	85	50
LD-OMN150-70B	1540	85	50

*mm

	W	Color	lm	Material	Color	Weight	Barcode
LD-OMN060-30B	30 W	4000 K	3000 lm	PC	biały, white	400 g	5902801038587
LD-OMN120-60B	60 W	4000 K	6000 lm	PC	biały, white	670 g	5902801038693
LD-OMN150-70B	70 W	4000 K	7000 lm	PC	biały, white	750 g	5902801038686

▶ OPRAWA LED HERMETYCZNA **BRAGA**

Hermetic LED fixture

NEW



WARRANTY 3 Years THROUGH-LINE MAX LN FAST AND EASY CONNECTION



	L	W	H
LD-BRA060-30B	640	85	50
LD-BRA120-60B	1240	85	50
LD-BRA150-70B	1540	85	50

*mm

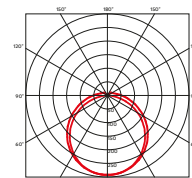
	W	LN	Color	lm	Material	Color	Weight	Barcode
LD-BRA060-30B	30 W	10	4000 K	3000 lm	PC	biały, white	400 g	5902801448164
LD-BRA120-60B	60 W	11	4000 K	6000 lm	PC	biały, white	670 g	5902801448294
LD-BRA150-70B	70 W	10	4000 K	7000 lm	PC	biały, white	750 g	5902801448218

▶ OPRAWA LED HERMETYCZNA **OMNIA MAX BIS**

Hermetic LED fixture



WARRANTY 3 Years THROUGH-LINE MAX LN FAST AND EASY CONNECTION



	L	W	H
LD-OMN120B-75M	1240	120	54
LD-OMN150B-90M	1540	120	54

*mm

	W	LN	Color	lm	Material	Color	Weight	Barcode
LD-OMN120B-75M	75 W	max 16	4000 K	7500 lm	PC	biały, white	820 g	5902801233975
LD-OMN150B-90M	90 W	max 13	4000 K	9000 lm	PC	biały, white	980 g	5902801233999

▶ OPRAWA LED HERMETYCZNA **MORIS**

Hermetic LED fixture

NEW



WARRANTY 3 Years 120 lm/W



	L	W	H
LD-MOR18W06-NB	630	58	35
LD-MOR36W12-NB	1230	58	35
LD-MOR45W15-NB	1530	58	35

*mm

	W	Color	lm	Material	Color	PF	Weight	Barcode
LD-MOR18W06-NB	18 W	4000 K	2160 lm	PC	biały, white	>0,5	200 g	5902801404016
LD-MOR36W12-NB	36 W	4000 K	4320 lm	PC	biały, white	>0,9	300 g	5902801403989
LD-MOR45W15-NB	45 W	4000 K	5400 lm	PC	biały, white	>0,9	400 g	5902801404146

NEW

OPRAWA LED HERMETYCZNA LUMIA II

Hermetic LED fixture



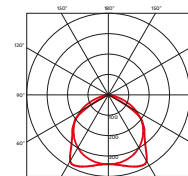
	L	W	H
LD-LUM60-20W-40	670	52	48
LD-LUM120-36W-40	1270	52	48
LD-LUM150-50W-40	1050	52	48

*mm

Model	Power (W)	Beam Angle	Light Output (lm)	Material	Color	Weight (g)	Barcode
LD-LUM60-20W-40	20 W	4000 K	2600 lm	PC+PC	biały, white	580 g	5902801475801
LD-LUM120-36W-40	36 W	4000 K	5200 lm	PC+PC	biały, white	870 g	5902801475863
LD-LUM150-50W-40	50 W	4000 K	6500 lm	PC+PC	biały, white	1050 g	5902801475887

OPRAWA LED HERMETYCZNA HEROS


Hermetic LED fixture



Model	Power (W)	Beam Angle	Light Output (lm)	Material	Color	Weight (g)	Barcode
LD-HER60W12-NB	60 W	20°	8400 lm	aluminium + szkło hartowane, aluminium + tempered glass	biały, white	4200 g	5902801274404

OPRAWA LED HERMETYCZNA ONTARIO

Hermetic LED fixture



Aksesoria/ Accessories

-LD-ONTPWR-00
-LD-ONTMCI-00
-LD-ONTEND-00

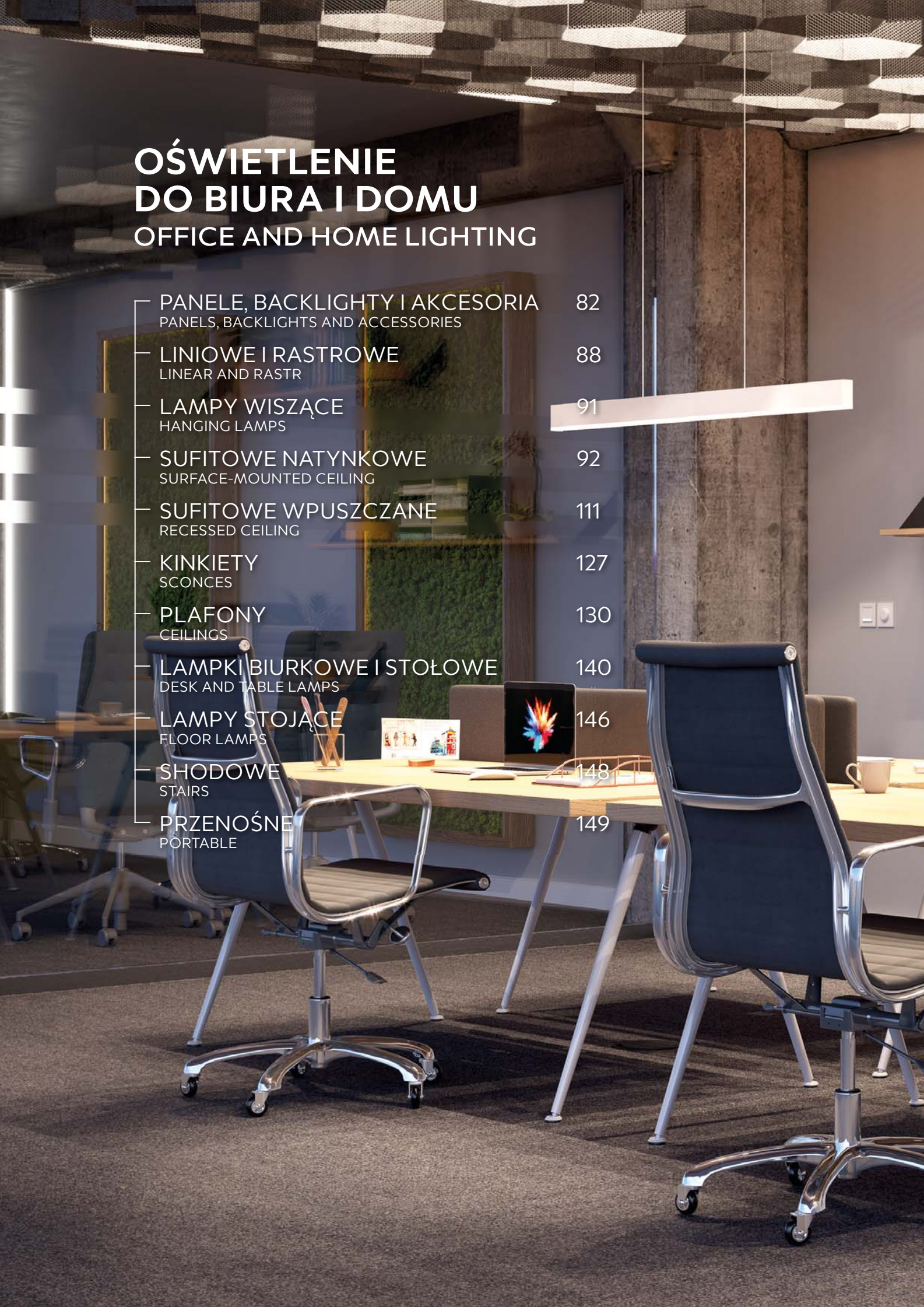
Model	Weight (g)	Barcode
LD-ONTEND-00	20 g	5902801247453
LD-ONTMCI-00	30 g	5902801245060
LD-ONTPWR-00	60 g	5902801245022

Model	Power (W)	Beam Angle	Light Output (lm)	Material	Color	Weight (g)	Barcode
LD-ONT120N-36	36 W	max 4	3600 lm	PC	biały, white	470 g	5902801421464

OŚWIETLENIE DO BIURA I DOMU

OFFICE AND HOME LIGHTING

—	PANELE, BACKLIGHTY I AKCESORIA PANELS, BACKLIGHTS AND ACCESSORIES	82
—	LINIOWE I RASTROWE LINEAR AND RASTR	88
—	LAMPY WISZĄCE HANGING LAMPS	91
—	SUFITOWE NATYNKOWE SURFACE-MOUNTED CEILING	92
—	SUFITOWE WPUSZCZANE RECESSED CEILING	111
—	KINKIETY SCONCES	127
—	PLAFONY CEILINGS	130
—	LAMPKI BIURKOWE I STOŁOWE DESK AND TABLE LAMPS	140
—	LAMPY STOJĄCE FLOOR LAMPS	146
—	SHODOWE STAIRS	148
—	PRZENOŚNE PORTABLE	149







SOLID

Oprawa LED
LED fitting



WARRANTY



133 lm/w



UGR<16



Możliwość montażu na linkach
lub na suficie z ramką
GT-RMBK60X60-00
possibility of mounting on
suspension lines or with
GT-RMBK60X60-00 frame



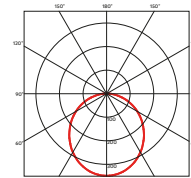
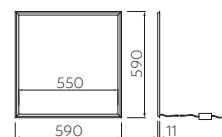


odprowadzenie ciepła z diod
na aluminiową obudowę
heat dissipation from LEDs
to the aluminum body



współczynnik olśnienia $UGR < 16$,
co oznacza, że kierując wzrok
bezpośrednio w źródło światła
nie odczujemy efektu olśnienia.

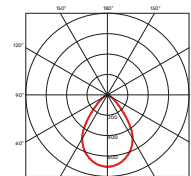
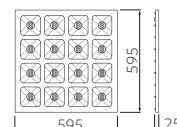
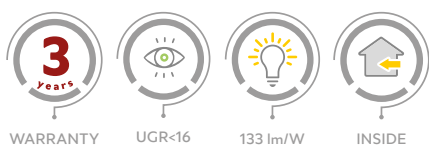
$UGR < 16$ means that when
we look directly at the light
source, we will not experience
glare effect.

▶ RAMKA LED **AKORDITA**
LED frame



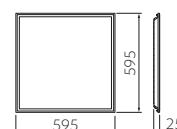
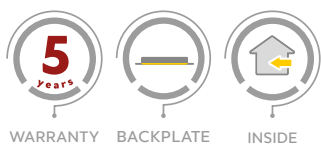
LD-AKO4060-NB	40 W	● 4000 K	3600 lm	aluminium, aluminium	biały, white	500 g	5902801039966

▶ OPRAWA LED **SOLID**
LED fitting

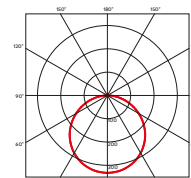


LD-SOL36W40-NB	36 W	● 4000 K	4800 lm	biały, white	2850 g	5902801393372	

▶ OPRAWA LED **MODULAR**
LED fitting



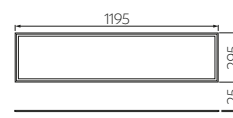
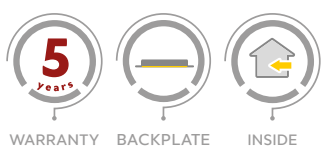
NEW



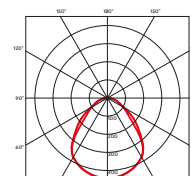
LD-MOD2860-NB

LD-MOD4060-CB	40 W	● 3000 K	4800 lm	aluminium, aluminium	biały, white,	1800 g	5902801413254
LD-MOD4060-NB		● 4000 K					5902801372698
LD-MOD2860-NB		● 4000 K	4500 lm				5902801412738

▶ OPRAWA LED **MODULAR**
LED fitting

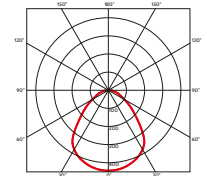
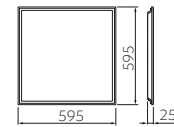
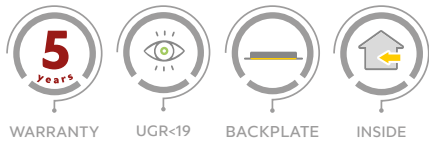


NEW



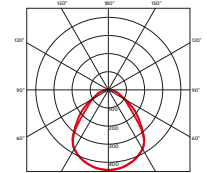
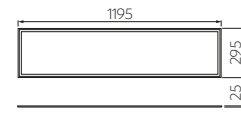
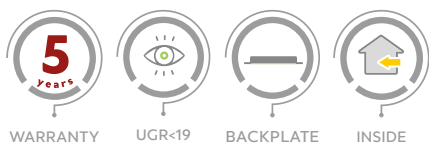
LD-MOD12030-CB	40 W	● 3000 K	4800 lm	aluminium, aluminium	biały, white,	1800 g	5902801413452
LD-MOD12030-NB		● 4000 K					5902801468865

OPRAWA LED **MODULAR UGR**
LED fitting



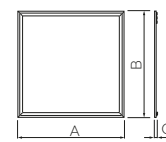
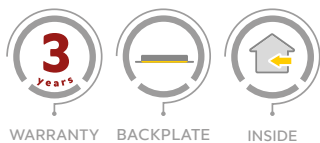
LD-MOD4060UGR-NB	40 W	4000 K	4200 lm	aluminium, aluminium	biały, white	1800 g	5902801372872

OPRAWA LED **MODULAR UGR**
LED fitting



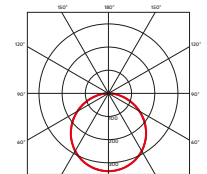
LD-MOD12030UGR-NB	40 W	4000 K	4200 lm	aluminium, aluminium	biały, white	1800 g	5902801372636

OPRAWA LED **ARGO**
LED fitting



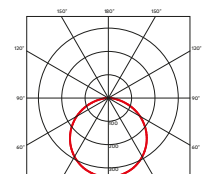
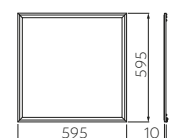
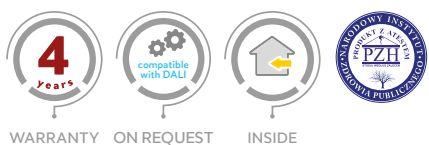
	A	B	C
LD-ARG30W60-NB	445	445	
LD-ARG40W60-NB	595	595	26
LD-ARG55W60-NB*			

*mm



LD-ARG30W60-NB	30 W	4000 K	3000 lm	metal + tworzywo, metal + plastic	biały, white	1500 g	5902801312359
LD-ARG40W60-NB	40 W		4000 lm			2000 g	5902801345449
LD-ARG55W60-NB*	55 W		5500 lm			2000 g	5902801345456

PANEL LED **GALAXY**
LED Panel



Akcesoria, Accessories,



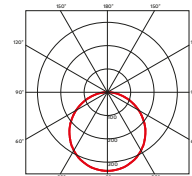
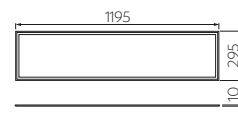
LD-KO12KO-10

LD-GL40060-NB	40 W	4000 K	4400 lm	aluminium, aluminium	biały, white,	2700 g	5901867195180

▶ **PANEL LED GALAXY**
LED Panel

4 Years WARRANTY
 compatible with DALI ON REQUEST
 INSIDE

220-240 V 50-60 Hz
 IP54
 IK08
 PF > 0,9
 CRI > 80
 120°
 50 000h
 ON/OFF x 10000
 -5°C -30°C



Aksesoria,
Accessories,



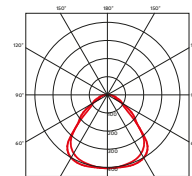
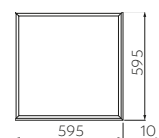
LZ-KO12KO-10

LD-GL40120-NB	40 W	● 4000 K	4400 lm	aluminium, aluminium	biały, white,	2700 g	5901867195357

▶ **PANEL LED GALAXY UGR**
LED Panel

4 Years WARRANTY
 UGR < 16
 compatible with DALI ON REQUEST

220-240 V 50-60 Hz
 IP54
 IK08
 PF > 0,9
 CRI > 80
 120°
 50 000h
 ON/OFF x 10000
 -5°C -30°C

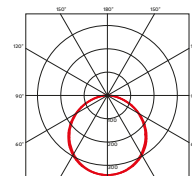
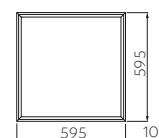


LD-GL40060UGR-NB	40 W	● 4000 K	4400 lm	aluminium, aluminium	biały, white,	2700 g	5901867195456

▶ **PANEL LED MASTER**
LED Panel

5 Years WARRANTY
 compatible with DALI ON REQUEST
 INSIDE

220-240 V 50-60 Hz
 IP54
 IK08
 PF > 0,9
 CRI > 80
 120°
 60 000h
 ON/OFF x 10000
 -5°C -30°C



Aksesoria,
Accessories,



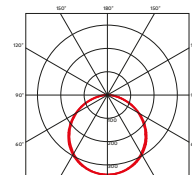
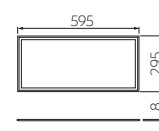
LZ-KO12KO-10

LD-MA40060-NB	40 W	● 4000 K	4200 lm	aluminium, aluminium	biały, white	1820 g	5902801292132

▶ **PANEL LED MASTER**
LED Panel

5 Years WARRANTY
 compatible with DALI ON REQUEST
 INSIDE

220-240 V 50-60 Hz
 IP54
 IK08
 PF > 0,9
 CRI > 80
 120°
 60 000h
 ON/OFF x 10000
 -5°C -30°C



Aksesoria,
Accessories,



LZ-KO12KO-10

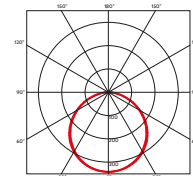
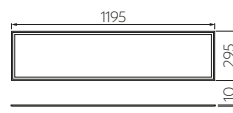
LD-MA24063-NB	24 W	● 4000 K	2400 lm	aluminium, aluminium	biały, white	1300 g	5902801372568

► **PANEL LED MASTER**

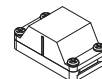
LED Panel



WARRANTY ON REQUEST INSIDE



Akcesoria,
Accessories



LZ-KO12KO-10

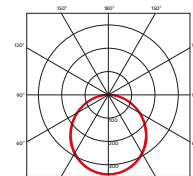
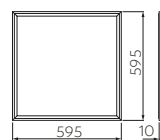
LD-MA40312-NB	40 W	4000 K	4200 lm	aluminium, aluminium	biały, white	1860 g	5902801292156

► **PANEL LED KING+**

LED Panel



WARRANTY ON REQUEST INSIDE



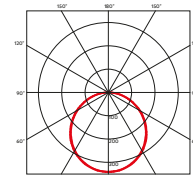
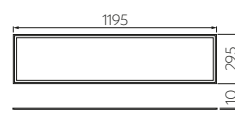
LD-KNG45060-NB	45 W	4000 K	4500 lm	aluminium, aluminium	biały, white	2780 g	5902801270307

► **PANEL LED KING+**

LED Panel



WARRANTY ON REQUEST INSIDE



LD-KNG45312-NB	45 W	4000 K	4500 lm	aluminium, aluminium	biały, white	2680 g	5902801270567

► **ZESTAW LINEK DO PODWIESZANIA PANELI**

Set of cables for a panel suspension







LK-PANELX4-00	metal, metal,	1,5 m	4	5902801270307

▶ **ZESTAW DO PODTYNKOWEGO MONTAŻU PANELI**

Set of the built-in panel mount







			
ZM-PANELSC-00	metal, metal,	4	5901867158079

▶ **ZESTAW DO MONTAŻU NAŚCIENNEGO**

Set for wall mount



			
ZM-PANELSU-00	metal, metal	4	5901867158055





▶ **ZESTAW DO PODTYNKOWEGO MONTAŻU PANELI BACKPLATE**

Set of the built-in backplate panel mount



BACKPLATE



			
ZM-PANELSC4-BK-00	metal, metal	4	5902801413827





▶ **ZESTAW DO MONTAŻU ZWIESZANEGO**

Suspended mounting kit



BACKPLATE



			
ZM-HOOK4-BK-00	metal, metal	4	5902801413834


▶ RAMA DO MONTAŻU NATYNKOWEGO PANELI
Surface mounted panel frames

Panel LED LED panels	RAMKI Frames	GT-RM60X60-00 60x60x4,3 cm	GT-RM30X60-00 30x60x4,3 cm	GT-RM30X120-00 30x120x4,3 cm	GT-RMBK60X60-00 60x60x6,5 cm	GT-RMBK120X30-00 120x30x6,5 cm	GT-RM45X45-00 45x45x4,3 cm
LD-ARG30W60-NB							●
LD-ARG40W60-NB		●			●		
LD-ARG55W60-NB		●			●		
LD-KNG45060-NB		●			●		
LD-KNG45312-NB				●		●	
LD-MA24063-NB			●				
LD-MA40060-NB		●			●		
LD-MA40312-NB				●		●	
LD-GL40060UGR-NB		●			●		
LD-GL40060-NB		●			●		
LD-GL40120-NB				●		●	
LD-MOD4060UGR-NB					●		
LD-MOD12030UGR-NB						●	
LD-MOD4060-NB					●		
LD-MOD12030-NB						●	
LD-MOD4060-CB					●		
LD-MOD12030-CB						●	
LD-MOD2860-NB					●		
LD-SOL36W40-NB					●		
GT-BPZ40W606-40		●			●		
GT-BPZ40W123-40				●		●	
GT-BP40W606-40-8					●		

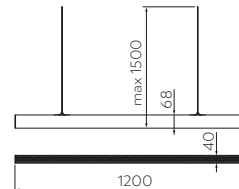
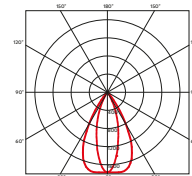


▶ **OPRAWA LINIOWA LED OMEGA**

Linear LED fixture



WARRANTY UGR<19 THROUGH-LINE MAX LN



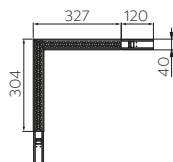
LD-OME50WNB-10-A*	50 W	max 15	● 4000 K	4500 lm	biały, white	aluminium + PC, aluminium + PC	1420 g	5902801245923
LD-OME50WNB-10-C								5902801245992

▶ **AKCESORIA OMEGA**

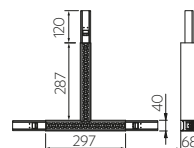
Accessories



WARRANTY UGR<19



LD-OME30WNB-10-L



LD-OME30WNB-10-T



LK-OMEGA-OP



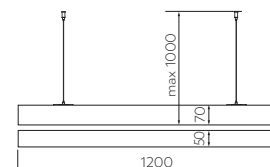
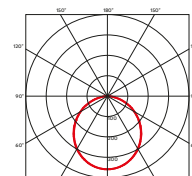
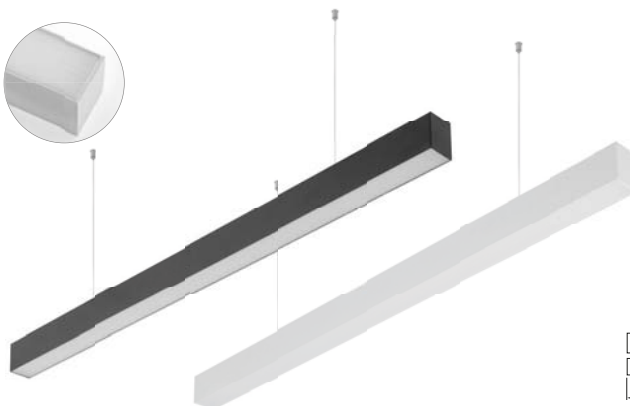
LD-OME30WNB-10-L	30 W	● 4000 K	2700 lm	biały, white	aluminium + PC, aluminium + PC	940 g	5902801245985
LD-OME30WNB-10-T						1060 g	5902801245831
LK-OMEGA-OP	-	-	-	-	metal, metal	100 g	5902801246012

▶ **OPRAWA ZWIESZANA LED LUNA**

LED suspended luminaire



WARRANTY




LD-LUN40WNB-10-A	40 W	● 4000 K	3200 lm	biały, white	aluminium + PC, aluminium + PC	1450 g	5902801245916
LD-LUN40WNB-00-A				czarny, black	+ PC		5902801245961

▶ RAMA DO MONTAŻU WPUSZCZANEGO **LUNA**
Frame for recessed mounting



WARRANTY

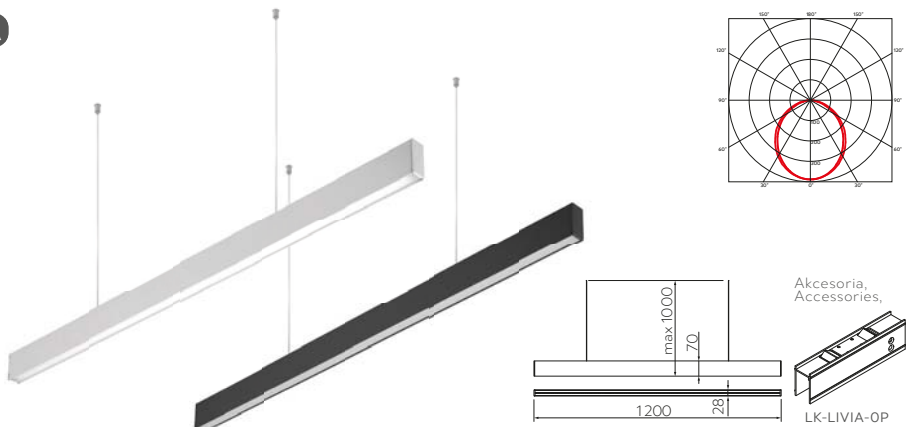


RM-LUNA120-10	-	-	-	biały, white	aluminium, aluminium	850 g	5902801332258
RM-LUNA120-00	-	-	-	czarny, black			5902801332487

▶ OPRAWA ZWIESZANA LED **LIVIA**
LED suspended luminaire

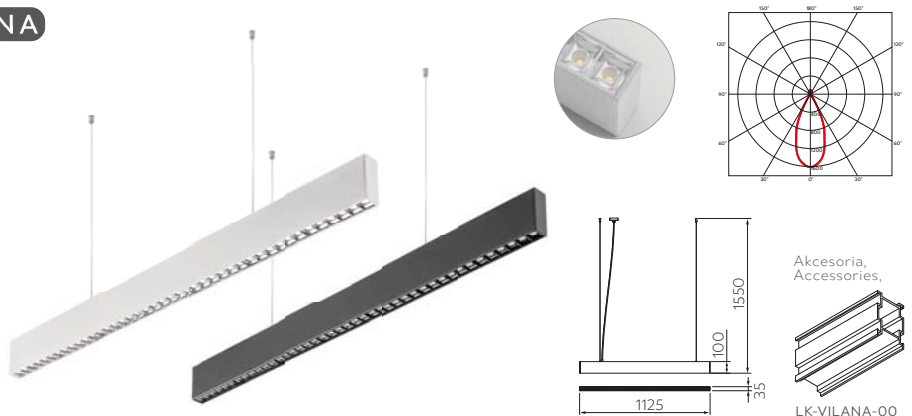
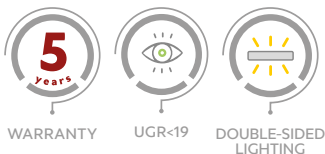


WARRANTY



LD-LIV40WNB-10	40 W	● 4000 K	3600 lm	biały, white	aluminium, aluminium	1300 g	5902801245893
LD-LIV40WNB-00	-	-	-	czarny, black			5902801243899
LK-LIVIA-OP	-	-	-	aluminium, aluminium	-	70 g	5902801377143

▶ OPRAWA ZWIESZANA LED **VILANA**
LED suspended luminaire

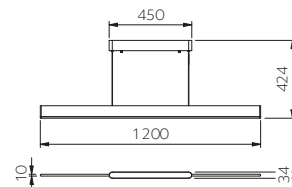
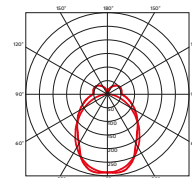


LD-VIL42WUDB-NB	42 W	● 4000 K	3780 lm	biały, white	aluminium, aluminium	2100 g	5902801237515
LD-VIL42WUDC-NB	-	-	-	czarny, black			5902801237546
LK-VILANA-00	-	-	-	aluminium, aluminium	-	170 g	5902801285820

▶ **OPRAWA ZWIESZANA LED FORTA**
LED suspended luminaire



WARRANTY



LD-FRT36WB-NB	36 W	● 4000 K	2900 lm	biały, white	aluminium, aluminium	3300 g	5902801293313

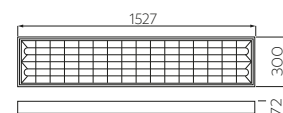
▶ **OPRAWA RASTROWA NATYNKOWA**
Surface mounted louvre fixture



WARRANTY



G13



OS-LE150NJ-01	blacha stalowa, steel sheet,	biały, white	3750 g	5908231307637

OPRAWA SUFITOWA LED **LAGOS II**

LED suspended luminaire



WARRANTY

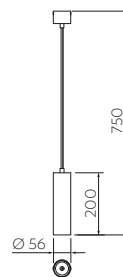
GU10



220-240 V
50-60 Hz

IP20

⏚



OS-LAGD20W-10	max 20 W	biały, white	aluminium, aluminium	400 g	5902801396892
OS-LAGD20W-00		czarny, black			5902801396960

OPRAWA SUFITOWA LED **TRESOS II**

LED suspended luminaire



WARRANTY

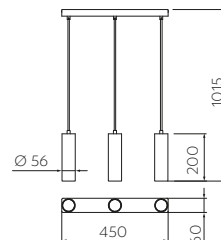
GU10



220-240 V
50-60 Hz

IP20

⏚



OS-TRESD320W-10	max 3x20 W	czarny, black	aluminium, aluminium	1400 g	5902801397004
OS-TRESD320W-00		biały, white			5902801396946

OPRAWA SUFITOWA **SOLIS**

Ceiling fitting



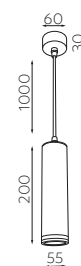
GU10



max. 250 V
50-60 Hz

IP20

⏚

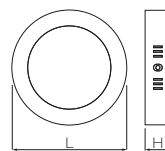
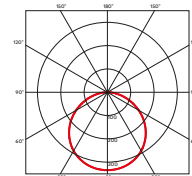


OS-SOL2-GU10-00	max 20 W	biały, white	aluminium, aluminium	350 g	5902801435454
OS-SOL2-GU10-10		czarny, black			5902801435492

NEW

OPRAWA LED TYPU DOWNLIGHT NATYNKOWA **ORIS PLUS**

Surface mounted LED downlight



Aksesoria,
Accessories
LZ-KOI2KO-10
Do kupienia oddzielnie.
Optional to buy separately.

	L	H
LD-ORN07W-CBP	ø120	32
LD-ORN07W-NBP		
LD-ORN13W-CBP	ø170	32
LD-ORN13W-NBP		
LD-ORN19W-CBP	ø224	32
LD-ORN19W-NBP		
LD-ORN24W-CBP	ø303	32
LD-ORN24W-NBP		

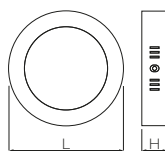
*mm



Folder	W	Color	lm	Material	Weight	Barcode
LD-ORN07W-CBP	7 W	● 3000 K	560 lm	aluminium, aluminium	340 g	5902801243080
LD-ORN07W-NBP		● 4000 K				5902801243271
LD-ORN13W-CBP	13 W	● 3000 K	1020 lm		490 g	5902801243486
LD-ORN13W-NBP		● 4000 K				5902801243028
LD-ORN19W-CBP	19 W	● 3000 K	1520 lm		610 g	5902801242779
LD-ORN19W-NBP		● 4000 K				5902801243523
LD-ORN24W-CBP	24 W	● 3000 K	2000 lm		1000 g	5902801243417
LD-ORN24W-NBP		● 4000 K				5902801243738

OPRAWA LED TYPU DOWNLIGHT NATYNKOWA **ORIS PLUS**

Surface mounted LED downlight



Aksesoria,
Accessories
LZ-KOI2KO-10
Do kupienia oddzielnie.
Optional to buy separately.

	L	H
LD-ORN07W-CBP-10	ø120	32
LD-ORN07W-NBP-10		
LD-ORN13W-CBP-10	ø170	32
LD-ORN13W-NBP-10		
LD-ORN19W-CBP-10	ø224	32
LD-ORN19W-NBP-10		
LD-ORN24W-CBP-10	ø303	32
LD-ORN24W-NBP-10		

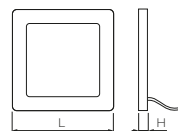
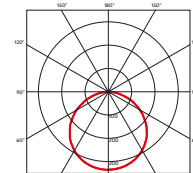
*mm



Folder	W	Color	lm	Material	Weight	Barcode
LD-ORN07W-CBP-10	7 W	● 3000 K	560 lm	aluminium, aluminium	340 g	5902801387920
LD-ORN07W-NBP-10		● 4000 K				5902801387814
LD-ORN13W-CBP-10	13 W	● 3000 K	1020 lm		490 g	5902801388019
LD-ORN13W-NBP-10		● 4000 K				5902801388279
LD-ORN19W-CBP-10	19 W	● 3000 K	1520 lm		610 g	5902801388248
LD-ORN19W-NBP-10		● 4000 K				5902801399725
LD-ORN24W-CBP-10	24 W	● 3000 K	2000 lm		1000 g	5902801388361
LD-ORN24W-NBP-10		● 4000 K				5902801388378

OPRAWA LED TYPU DOWNLIGHT NATYNKOWA **MATIS PLUS**

Surface mounted LED downlight



Aksesoria,
Accessories
LZ-KOI2KO-10
Do kupienia oddzielnie.
Optional to buy separately.

	L	H
LD-MAN07W-CBP	120	32
LD-MAN07W-NBP	120	32
LD-MAN13W-CBP	170	32
LD-MAN13W-NBP	170	32
LD-MAN19W-CBP	223	32
LD-MAN19W-NBP	223	32
LD-MAN24W-CBP	300	32
LD-MAN24W-NBP	300	32

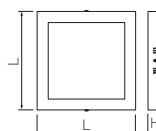
*mm



	W	Color	lm	Material	Weight	Barcode
LD-MAN07W-CBP	7 W	3000 K	560 lm	aluminium, aluminium	340 g	5902801244186
LD-MAN07W-NBP		4000 K				5902801244087
LD-MAN13W-CBP	13 W	3000 K	1020 lm		490 g	5902801244179
LD-MAN13W-NBP		4000 K				5902801244445
LD-MAN19W-CBP	19 W	3000 K	1520 lm		750 g	5902801244452
LD-MAN19W-NBP		4000 K				5902801244414
LD-MAN24W-CBP	24 W	3000 K	2000 lm		1300 g	5902801243776
LD-MAN24W-NBP		4000 K				5902801243332

OPRAWA LED TYPU DOWNLIGHT NATYNKOWA **MATIS PLUS**

Surface mounted LED downlight



Aksesoria,
Accessories
LZ-KOI2KO-10
Do kupienia oddzielnie.
Optional to buy separately.

	L	H
LD-MAN07W-CBP-10	120	32
LD-MAN07W-NBP-10	120	32
LD-MAN13W-CBP-10	170	32
LD-MAN13W-NBP-10	170	32
LD-MAN19W-CBP-10	223	32
LD-MAN19W-NBP-10	223	32
LD-MAN24W-CBP-10	300	32
LD-MAN24W-NBP-10	300	32

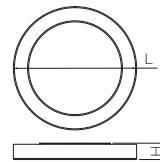
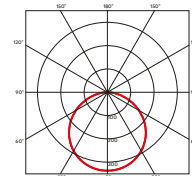
*mm



	W	Color	lm	Material	Weight	Barcode
LD-MAN07W-CBP-10	7 W	3000 K	560 lm	aluminium, aluminium	340g	5902801326752
LD-MAN07W-NBP-10		4000 K				5902801327162
LD-MAN13W-CBP-10	13 W	3000 K	1020 lm		490g	5902801327063
LD-MAN13W-NBP-10		4000 K				5902801333354
LD-MAN19W-CBP-10	19 W	3000 K	1520 lm		750g	5902801326714
LD-MAN19W-NBP-10		4000 K				5902801366949
LD-MAN24W-CBP-10	24 W	3000 K	2000 lm		1300g	5902801327285
LD-MAN24W-NBP-10		4000 K				5902801327346

▶ **OPRAWA LED TYPU DOWNLIGHT NATYNKOWA LOUIS**

Surface mounted LED downlight



	L	H
LD-LSNO06W-NB	ø120	28
LD-LSNO12W-NB	ø170	28
LD-LSNO24W-NB	ø225	28

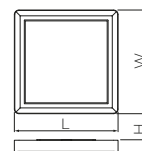
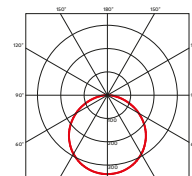
*mm



	W	Color	lm	Material	Weight	Barcode
LD-LSNO06W-NB	6 W	● 4000 K	480 lm	aluminium, aluminium	98 g	5902801226366
LD-LSNO12W-NB	12 W		960 lm		155 g	5902801226090
LD-LSNO24W-NB	24 W		1920 lm		274 g	5902801225819

▶ **OPRAWA LED TYPU DOWNLIGHT NATYNKOWA LOUIS**

Surface mounted LED downlight



	L	W	H
LD-LSNK06W-NB	120	120	28
LD-LSNK12W-NB	170	170	28
LD-LSNK24W-NB	225	225	28

*mm



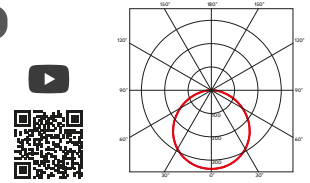
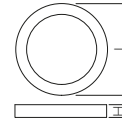
	W	Color	lm	Material	Weight	Barcode
LD-LSNK06W-NB	6 W	● 4000 K	480 lm	aluminium, aluminium	98 g	5902801226229
LD-LSNK12W-NB	12 W		960 lm		155 g	5902801226076
LD-LSNK24W-NB	24 W		1920 lm		274 g	5902801226533



▶ OPRAWA LED TYPU DOWNLIGHT 2 W 1 NATYNKOWA/WPUSZCZANA **SAMBA**
LED downlight fixture 2 in 1 surface mounted/recessed



WARRANTY SURFACE/FLUSH MOUNTING



Aksesoria, Accessories
LZ-KOI2KO-10
Do kupienia oddzielnie.
Optional to buy separately.

	L	H
LD-SMBOK07W-21	ø115	35
LD-SMBOK14W-21	ø177	35
LD-SMBOK20W-21	ø245	35

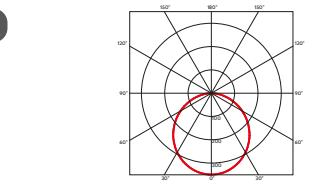
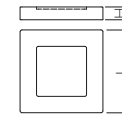
*mm

	W	Color	lm	Material	Weight	Barcode
LD-SMBOK07W-21	7 W	● 4000 K	675 lm	PC	150 g	5902801240362
LD-SMBOK14W-21	14 W		1200 lm		300 g	5902801239946
LD-SMBOK20W-21	20 W		1600 lm		515 g	5902801073328

▶ OPRAWA LED TYPU DOWNLIGHT 2 W 1 NATYNKOWA/WPUSZCZANA **SAMBA**
LED downlight fixture 2 in 1 surface mounted/recessed



WARRANTY SURFACE/FLUSH MOUNTING

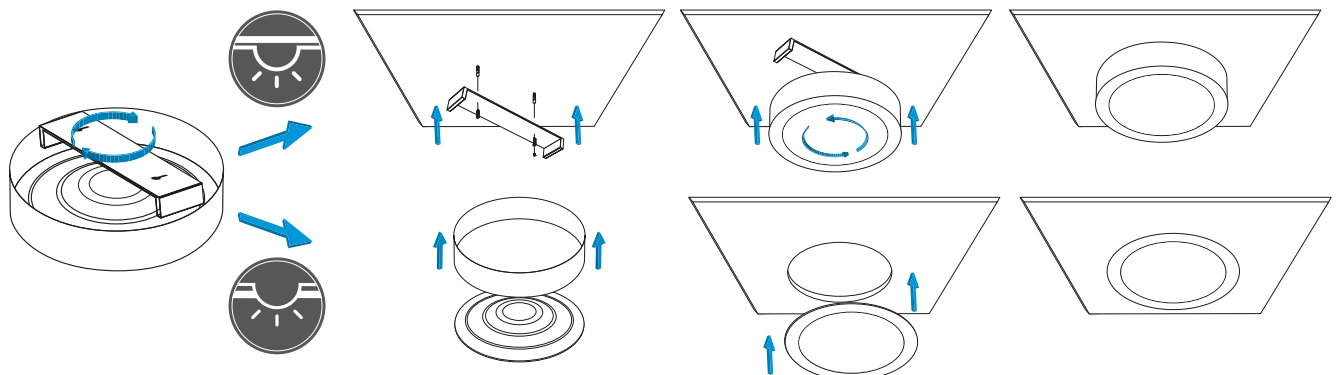


Aksesoria, Accessories
LZ-KOI2KO-10
Do kupienia oddzielnie.
Optional to buy separately.

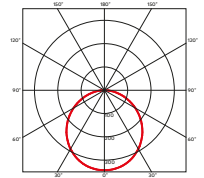
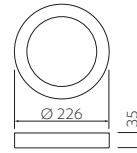
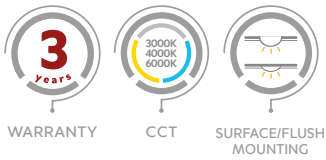
	L	H
LD-SMBKW07W-21	115	35
LD-SMBKW14W-21	171	35
LD-SMBKW24W-21	226	35

*mm

	W	Color	lm	Material	Weight	Barcode
LD-SMBKW07W-21	9 W	● 4000 K	675 lm	PC	180 g	5902801239908
LD-SMBKW14W-21	16 W		1200 lm		365 g	5902801239861
LD-SMBKW24W-21	24 W		1800 lm		565 g	5902801073304



▶ OPRAWA LED TYPU DOWNLIGHT 2 W 1 NATYNKOWA/WPUSZCZANA **BOLERO**
LED downlight fixture 2 in 1 surface mounted/recessed

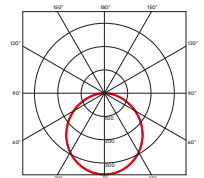
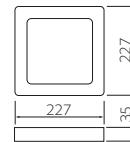

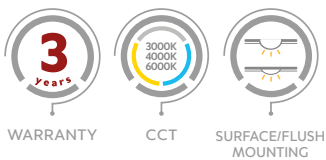


Aksesoria,
Accessories
LZ-KOI2KO-10
Do kupienia oddzielnie.
Optional to buy separately.



LD-BLROK18W-61	18 W	● 3000 K ● 4000 K ● 6400 K	1600 lm	aluminium + PC, aluminium + PC	560 g	5902801020117
----------------	------	----------------------------------	---------	-----------------------------------	-------	---------------

▶ OPRAWA LED TYPU DOWNLIGHT 2 W 1 NATYNKOWA/WPUSZCZANA **BOLERO**
LED downlight fixture 2 in 1 surface mounted/recessed



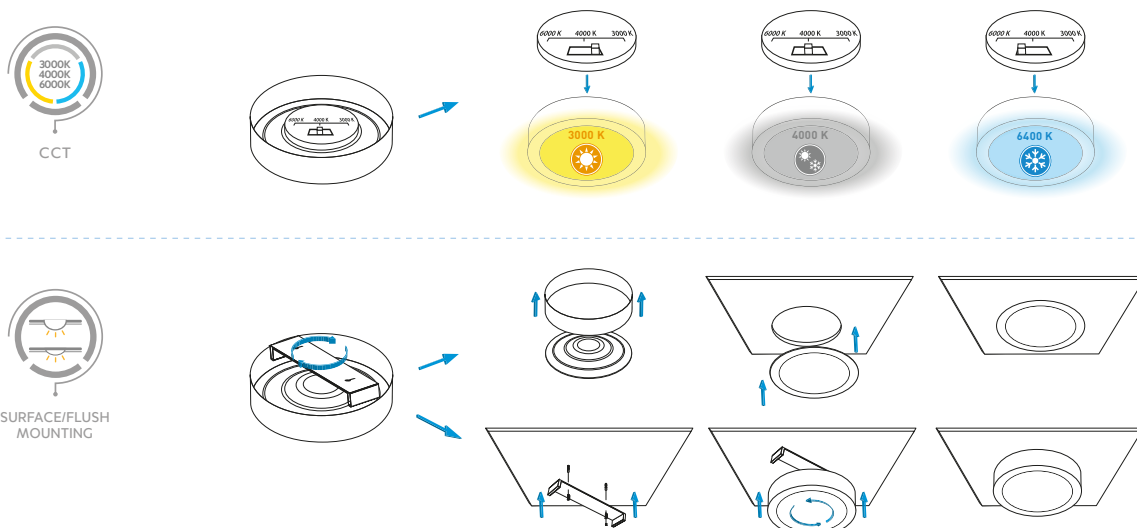
360°



Aksesoria,
Accessories
LZ-KOI2KO-10
Do kupienia oddzielnie.
Optional to buy separately.

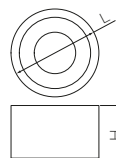
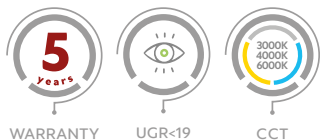
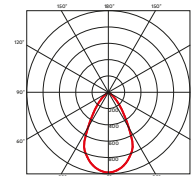


LD-BLRKW18W-61	18 W	● 3000 K ● 4000 K ● 6400 K	1600 lm	aluminium + PC, aluminium + PC	475 g	5902801020100
----------------	------	----------------------------------	---------	-----------------------------------	-------	---------------



OPRAWA LED TYPU DOWNLIGHT NATYNKOWA **KARIS**

Surface mounted LED downlight



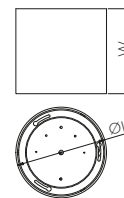
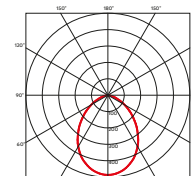
	L	H
LD-KAR18W-CCT	ø170	124
LD-KAR25W-CCT	ø212	132

*mm

	W	Color	lm	Material	Weight	Barcode
LD-KAR18W-CCT	18 W	3000 K, 4000 K, 6400 K	1800 lm	aluminium, aluminium	940 g	5902801210013
LD-KAR25W-CCT	25 W	3000 K, 4000 K, 6400 K	2500 lm	aluminium, aluminium	960 g	5902801210044

OPRAWA LED TYPU DOWNLIGHT NATYNKOWA **ARCCO**

Surface mounted LED downlight



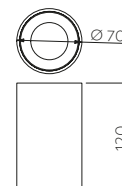
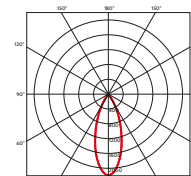
	L	W
LD-ARC15W-NB	ø130	100
LD-ARC25W-NB	ø160	115
LD-ARC30W-NB	ø195	130

*mm

	W	Color	lm	Material	Weight	Barcode
LD-ARC15W-NB	15 W	4000 K	1350 lm	aluminium, aluminium	500 g	5902801278679
LD-ARC25W-NB	25 W	4000 K	2250 lm	aluminium, aluminium	520 g	5902801278778
LD-ARC30W-NB	30 W	4000 K	2700 lm	aluminium, aluminium	1000 g	5902801278747

OPRAWA LED **PRIME**

LED fixture



	W	Color	lm	Material	Weight	Barcode
LD-PRM10WB-NB	10 W	biały, white	1000 lm	aluminium, aluminium	260 g	5902801293344
LD-PRM10WC-NB		czarny, black				5902801293238
LD-PRM10WS-NB		szary, grey				5902801293481

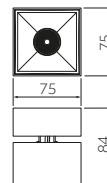
▶ **OPRAWA LED BIANCO**
LED fixture



WARRANTY



360°



LD-BNC8WKB-NB	8 W	● 4000 K	680 lm	biały, white	aluminium, aluminium	320 g	5902801293412
LD-BNC8WKC-NB				czarny, black			5902801293368

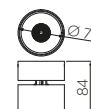
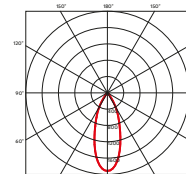
▶ **OPRAWA LED BIANCO**
LED fixture



WARRANTY



360°

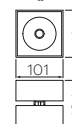
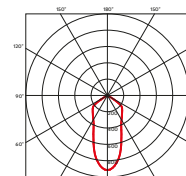


LD-BNC8WOB-NB	8 W	● 4000 K	680 lm	biały, white	aluminium, aluminium	320 g	5902801293351
LD-BNC8WOC-NB				czarny, black			5902801293450

▶ **OPRAWA LED BIANCO**
LED fixture



WARRANTY

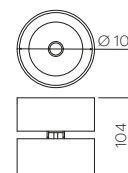


LD-BNC15WKB-NB	15 W	● 4000 K	1500 lm	biały, white	aluminium, aluminium	680 g	5902801367090
LD-BNC15WKC-NB				czarny, black			5902801367144

▶ **OPRAWA LED BIANCO**
LED fixture



WARRANTY



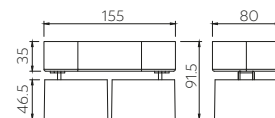
LD-BNC15WOB-NB	15 W	● 4000 K	1500 lm	biały, white	aluminium, aluminium	600 g	5902801367182
LD-BNC15WOC-NB				czarny, black			5902801367151

OPRAWA LED **BIANCO CCT**

LED fixture



WARRANTY CCT



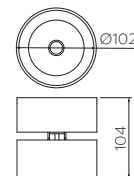
LD-BNCC16WOB2-NB	2 x 8 W	● 2700 K ● 3300 K ● 4000 K	1360 lm	biały, white czarny, black	aluminium, aluminium	700 g
LD-BNCC16WOC2-NB						5902801457142 5902801457029

OPRAWA LED **BIANCO CCT**

LED fixture



WARRANTY CCT



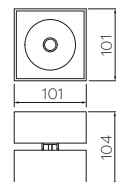
LD-BNCC8WOB-NB	8 W	● 2700 K ● 3300 K ● 4000 K	680 lm	biały, white czarny, black	aluminium, aluminium	320 g
LD-BNCC8WOC-NB						5902801457043 5902801457012

OPRAWA LED **BIANCO CCT**

LED fixture



WARRANTY CCT



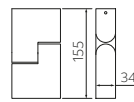
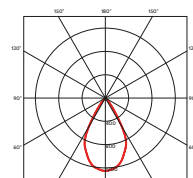
LD-BNCC8WKB-NB	8 W	● 2700 K ● 3300 K ● 4000 K	680 lm	biały, white czarny, black	aluminium, aluminium	320 g
LD-BNCC8WKC-NB						5902801457036 5902801457104

OPRAWA LED **SIERRA**

LED fixture



WARRANTY

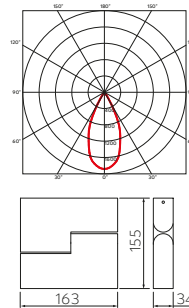


LD-SRA08WB-NB	8 W	● 4000 K	720 lm	biały, white czarny, black	aluminium, aluminium	410 g
LD-SRA08WC-NB						5902801357268 5902801357459

▶ **OPRAWA LED SIERRA**
LED fixture



WARRANTY

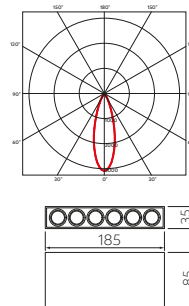


LD-SRA18WB-NB	18 W	● 4000 K	1620 lm	biały, white	aluminium, aluminium	770 g	5902801357466
LD-SRA18WC-NB				czarny, black			5902801357497

▶ **OPRAWA LED ARTEMIDA**
LED fixture



WARRANTY

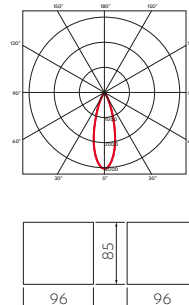



LD-ATM15WBP-NB	15 W	● 4000 K	1420 lm	biały, white	aluminium, aluminium	270 g	5902801322365
LD-ATM15WCP-NB				czarny, black			5902801322341

▶ **OPRAWA LED ARTEMIDA**
LED fixture



WARRANTY

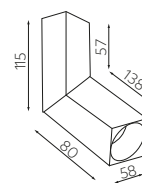



LD-ATM20WBK-NB	20 W	● 4000 K	1920 lm	biały, white	aluminium, aluminium	520 g	5902801322334
LD-ATM20WCK-NB				czarny, black			5902801322457

▶ **OPRAWA SUFITOWA VIRGO**
Ceiling fixture



GU10



NEW

OS-VIRKWB-00	max 20 W	biały, white	aluminium, aluminium	372 g	5902801434532
OS-VIRKWW-10		czarny, black			5902801434556

NEW

OPRAWA SUFITOWA **VIRGO**
Ceiling fixture



GU10



OS-VIROKB-00	max 20 W	biały, white	aluminium, aluminium	396 g	5902801434594
OS-VIROKW-10		czarny, black			5902801434617

OPRAWA SUFITOWA **TENSA**
Ceiling fixture



WARRANTY GU10



360°



OS-TENGU10-10	max 20 W	biały, white	aluminium, aluminium	425 g	5902801274633
OS-TENGU10-00		czarny, black			5902801274596

OPRAWA SUFITOWA **TENSA**
Ceiling fixture



WARRANTY GU10



360°



OS-TENGU10KW-10	max 20 W	biały, white	aluminium, aluminium	475 g	5902801274664
OS-TENGU10KW-00		czarny, black			5902801274763

OPRAWA SUFITOWA **AERO II**
Ceiling fixture



WARRANTY GU10



360°



OS-AERD20W-10	max 20 W	biały, white	aluminium, aluminium	210 g	5902801396250
OS-AERD20W-00		czarny, black			5902801396939

▶ OPRAWA SUFITOWA **AVEIRO BIS**

Ceiling fixture

360°




OS-AVB8090OK1-10	max 20 W	biały, white	aluminium, aluminium	216 g	5902801396731
OS-AVB8090OK1-00		czarny, black			5902801396779

▶ OPRAWA SUFITOWA **AVEIRO BIS**

Ceiling fixture

360°



OS-AVB8090KW1-10	max 20 W	biały, white	aluminium, aluminium	320 g	5902801396748
OS-AVB8090KW1-00		czarny, black			5902801396823

▶ OPRAWA SUFITOWA **AVEIRO DUO BIS**

Ceiling fixture

360°



OS-AVB80160OK2-10	max 2 x 20 W	biały, white	aluminium, aluminium	510 g	5902801396717
OS-AVB80160OK2-00		czarny, black			5902801396816

▶ OPRAWA SUFITOWA **AVEIRO DUO BIS**

Ceiling fixture

360°



OS-AVB80160KW2-10	max 2 x 20 W	biały, white	aluminium, aluminium	525 g	5902801396885
OS-AVB80160KW2-00		czarny, black			5902801396908

NEW

OPRAWA SUFITOWA **TIPO**
Ceiling fitting



OS-TIP65115OKCZ-00	max. 50 W	czarny, black	aluminium, aluminium	125 g	5902801336669
OS-TIP65115OKB-10		biały, white			5902801336614

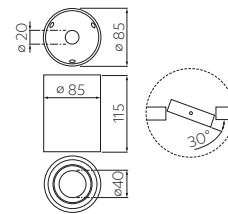
OPRAWA SUFITOWA **TIPO**
Ceiling fitting

NEW



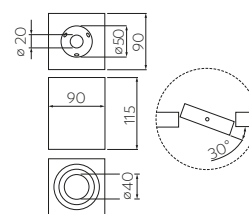

OS-TIP60100KWCZ-00	max. 50 W	czarny, black	aluminium, aluminium	152 g	5902801336690
OS-TIP60100KWB-10		biały, white			5902801336706

OPRAWA SUFITOWA **SENSA**
Ceiling light fixture



OS-SEN5087OKCZ-00	max 50 W	czarny, black	aluminium, aluminium	5901867176813
OS-SEN5087OKB-10		biały, white		5901867176776

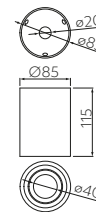
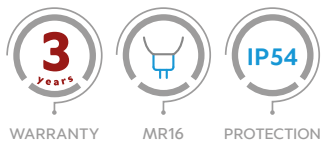
OPRAWA SUFITOWA **SENSA**
Ceiling light fixture



OS-SEN5097KWCZ-00	max 50 W	czarny, black	aluminium, aluminium	5901867176899
OS-SEN5097KWB-10		biały, white		5901867176875

▶ OPRAWA SUFITOWA **SENSA AQUA**

Ceiling light fixture



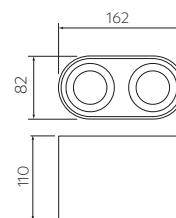
GZ-MR16-0000
Akcesoria.
Do kupienia oddzielnie.
Accessories.
Optional to buy separately.



OS-SENAQ5087OKB-10	max 50 W	biały, white	aluminium, aluminium	300 g	5902801233791
OS-SENAQ5087OKB-80		szary, grey			5902801233821
OS-SENAQ5087OKCZ-00		czarny, black			5902801233838

▶ OPRAWA SUFITOWA **SENSO DUO**

Ceiling light fixture



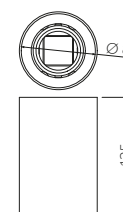
360°



OS-SEND5083OKB-10	max 2 x 50 W	biały, white	aluminium, aluminium	720 g	5902801129971
OS-SEND5083OKCZ-00		czarny, black			5902801129933

▶ OPRAWA SUFITOWA **RESTO**

Ceiling light fixture



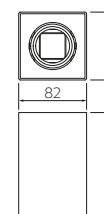
GZ-GZ10
Akcesoria.
Do kupienia oddzielnie.
Accessories.
Optional to buy separately.



OS-RST80125OK1-10	max 10 W LED only	biały, white	PC	110 g	5902801319556
OS-RST80125OK1-00		czarny, black			5902801319457

▶ OPRAWA SUFITOWA **RESTO**

Ceiling light fixture



GZ-GZ10
Akcesoria.
Do kupienia oddzielnie.
Accessories.
Optional to buy separately.



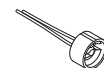
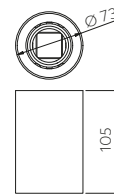
OS-RST8080KW1-10	max 10 W LED only	biały, white	PC	130 g	5902801319570
OS-RST8080KW1-00		czarny, black			5902801319433

OPRAWA SUFITOWA **ARIES**

Ceiling light fixture



GU10



GZ-GZ10
Akcesoria.
Do kupienia
oddzielnie.
Accessories.
Optional to buy
separately.

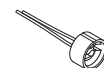

Model	Power	Color	Material	Weight	Barcode
OS-ARIOK-11	max 20 W	czarny, black	PC	80 g	5902801440113
OS-ARIOK-22		czarny chrom, black chrome			5902801442841
OS-ARIOK-23		chrom, chrome			5902801442889
OS-ARIOK-13		złoto, gold			5902801442803

OPRAWA SUFITOWA **ARIES**

Ceiling light fixture



GU10



GZ-GZ10
Akcesoria.
Do kupienia
oddzielnie.
Accessories.
Optional to buy
separately.

Model	Power	Color	Material	Weight	Barcode
OS-ARIKW-11	max 20 W	czarny, black	PC	90 g	5902801443114
OS-ARIKW-22		czarny chrom, black chrome			5902801442933
OS-ARIKW-23		chrom, chrome			5902801402470
OS-ARIKW-13		złoto, gold			5902801402630

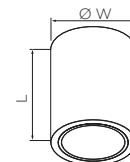
OPRAWA SUFITOWA **DRAGO**

Ceiling light fixture



WARRANTY

E27



360°



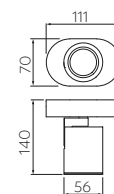
Model	Power	Color	Material	Dimensions (LxW mm)	Weight	Barcode
OS-DRAGO14-10	max 60 W	biały, white	metal, metal	148 x 133	390 g	5902801230394
OS-DRAGO18-10				180 x 172	700 g	5902801230400
OS-DRAGO14-00		czarny, black		148 x 133	390 g	5902801231131
OS-DRAGO18-00				180 x 172	700 g	5902801231063
OS-DRAGO14-80		szary, grey		148 x 133	390 g	5902801364341
OS-DRAGO18-80				180 x 172	700 g	5902801364983

OPRAWA SUFITOWA **BLINK II**

Ceiling light fixture



GU10



Model	Power	Color	Material	Weight	Barcode
OS-BLND50W1-10	max. 20 W	biały, white	aluminium, aluminium	267 g	5902801438813
OS-BLND50W1-00		czarny, black	5902801439735		

▶ **OPRAWA SUFITOWA BLINK II**

Ceiling light fixture



GU10



OS-BLND50W2-10	max. 2 x 20 W	biały, white	aluminium, aluminium	560 g	5902801438301
OS-BLND50W2-00		czarny, black			5902801440069

▶ **OPRAWA SUFITOWA BLINK II**

Ceiling light fixture



GU10



OS-BLND50W3-10	max. 3 x 20 W	biały, white	aluminium, aluminium	850 g	5902801438271
OS-BLND50W3-00		czarny, black			5902801440120


▶ **OPRAWA SUFITOWA FARGO II**

Ceiling light fixture



WARRANTY

GU10



OS-FRG20W2-10	max 20 W	biały, white	aluminium, aluminium	280 g	5902801391255
OS-FRG20W2-00		czarny, black			5902801391286

▶ **OPRAWA SUFITOWA FARGO MINI II**

Ceiling light fixture



WARRANTY

GU10



OS-FRG20W2-10-MINI	max 20 W	biały, white	aluminium, aluminium	220 g	5902801333804
OS-FRG20W2-00-MINI		czarny, black			5902801333811

OPRAWA SUFITOWA **SANTO BIS**

Ceiling light fixture



WARRANTY

GU10



220-240 V
50-60 Hz

IP20



OS-SAN20WOK2B-10	max 2 x 20 W	biały, white	aluminium, aluminium	590 g	5902801336218
OS-SAN20WOK2B-00		czarny, black			5902801336393

OPRAWA SUFITOWA **VENETO**

Ceiling light fixture



WARRANTY

GU10



220-240 V
50-60 Hz

IP20



OS-VEN20W04-00	max 4 x 20 W	czarny, black	aluminium, aluminium	1216 g	5902801442896
OS-VEN20W04-10		biały, white			5902801402364

OPRAWA SUFITOWA **VENETO**

Ceiling light fixture




WARRANTY

GU10



220-240 V
50-60 Hz

IP20



OS-VEN20W05-00	max 5 x 20 W	biały, white	aluminium, aluminium	1592 g	5902801441783
OS-VEN20W05-10		czarny, black			5902801402562

OPRAWA SUFITOWA **ORIO**

Ceiling fitting



WARRANTY

GU10



220-240 V
50-60 Hz

IP20



OS-ORI-2GU10-00	2 x max 20 W	biały, white	aluminium, aluminium	520 g	5902801391170
OS-ORI-2GU10-10		czarny, black		520 g	5902801391064

▶ OPRAWA SUFITOWA **ORIO**

Ceiling fitting



OS-ORI-3GU10-00	3 x max 20 W	biały, white	aluminium, aluminium	820 g	5902801391187
OS-ORI-3GU10-10		czarny, black		820 g	5902801391163

▶ OPRAWA SUFITOWA **LUPO**

Ceiling fitting



OS-LUP-GU10-00	max. 20 W	biały, white	aluminium, aluminium	310 g	5902801391279
OS-LUP-GU10-10		czarny, black		310 g	5902801391309

▶ OPRAWA SUFITOWA **LUPO**

Ceiling fitting



OS-LUP-2GU10-00	2 x max 20 W	biały, white	aluminium, aluminium	480 g	5902801391316
OS-LUP-2GU10-10		czarny, black		480 g	5902801391439

▶ OPRAWA SUFITOWA **SAKURA**

Ceiling light fixture



OS-SAKES111-10	max 20 W	biały, white	aluminium, aluminium	350 g	5902801274350
OS-SAKES111-00		czarny, black			5902801274565

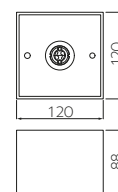
OPRAWA SUFITOWA **SAKURA**

Ceiling light fixture



WARRANTY

GU10



Aksesoria,
Accessories,



ES111

OS-SAKES111KW-10	max 20 W	biały, white	aluminium, aluminium	500 g	5902801274527
OS-SAKES111KW-00		czarny, black			5902801274459

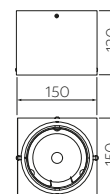
OPRAWA SUFITOWA NATYNKOWA **PIREO N**

Surface ceiling fixture

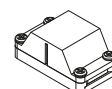


WARRANTY

G53



Aksesoria,
Accessories,



LZ-KO12KO-10



AR111

OP-PIREN1-00	max 50 W	biały, white	stal, steel	500 g	5902801248412
OP-PIREN1-20		czarny, black			5901867191151

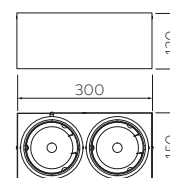
OPRAWA SUFITOWA NATYNKOWA **PIREO N**

Surface ceiling fixture

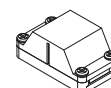


WARRANTY

G53



Aksesoria,
Accessories,



LZ-KO12KO-10



AR111

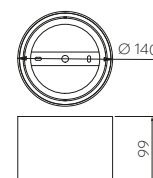
OP-PIREN2-00	max 2 x 50 W	biały, white	stal, steel	900 g	5902801248535
OP-PIREN2-20		czarny, black			5901867191151

OPRAWA SUFITOWA **ISUMI**

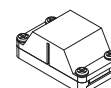
Ceiling light fixture



G53



Aksesoria,
Accessories,



LZ-KO12KO-10

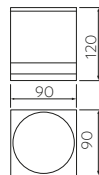
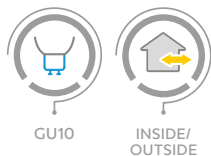


AR111

OS-ISUES111-10	max 50 W	biały, white	aluminium, aluminium	490 g	5902801268090
OS-ISUES111-00		czarny, black			5902801268250

▶ **OPRAWA SUFITOWA RIVEN**

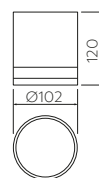
Ceiling fitting



OS-RIV102KVG-30	MAX 35 W	aluminium + PC, aluminum + PC	czarny, black	380 g	5902801337468

▶ **OPRAWA SUFITOWA RIVEN**

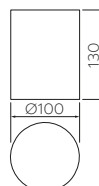
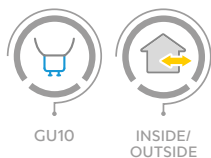
Ceiling fitting



OS-RIV102OKG-30	MAX 35 W	aluminium + PC, aluminum + PC	czarny, black	400 g	5902801337481

▶ **OPRAWA SUFITOWA LENTO**

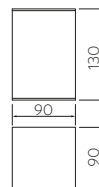
Ceiling fitting



OS-LEN100OKG-30	MAX 35 W	aluminium + PC, aluminum + PC	czarny, black	440 g	5902801337383

▶ **OPRAWA SUFITOWA LENTO**

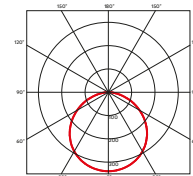
Ceiling fitting



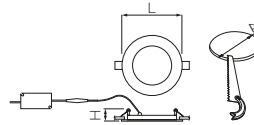
OS-LEN100KVG-30	MAX 35 W	aluminium + PC, aluminum + PC	czarny, black	500 g	5902801337499

OPRAWA LED TYPU DOWNLIGHT WPUSZCZANA **ORIS PLUS**

Recessed LED downlight



	L	H	A
LD-ORW03W-CBP	ø90	22	ø72-75
LD-ORW03W-NBP			
LD-ORW07W-CBP	ø118	22	ø105-108
LD-ORW07W-NBP			
LD-ORW13W-CBP	ø168	22	ø153-156
LD-ORW13W-NBP			
LD-ORW19W-CBP	ø225	22	ø204-206
LD-ORW19W-NBP			
LD-ORW24W-CBP	ø300	22	ø275-280
LD-ORW24W-NBP			



Akcesoria.
Do kupienia oddzielnie.
Accessories.
Optional to buy separately.
LZ-KOI2KO-10

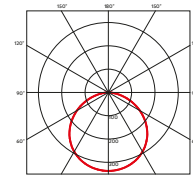


	W	K	lm		g	
LD-ORW03W-CBP	3 W	3000 K	200 lm	aluminium, aluminium	150 g	5902801243066
LD-ORW03W-NBP		4000 K				5902801243318
LD-ORW07W-CBP	7 W	3000 K	560 lm		220 g	5902801243073
LD-ORW07W-NBP		4000 K				5902801243165
LD-ORW13W-CBP	13 W	3000 K	1020 lm		350 g	5902801243035
LD-ORW13W-NBP		4000 K				5902801243042
LD-ORW19W-CBP	19 W	3000 K	1520 lm		550 g	5902801243578
LD-ORW19W-NBP		4000 K				5902801243134
LD-ORW24W-CBP	24 W	3000 K	2000 lm		880 g	5901867127624
LD-ORW24W-NBP		4000 K				5901867158390

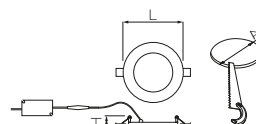


OPRAWA LED TYPU DOWNLIGHT WPUSZCZANA **ORIS PLUS**

Recessed LED downlight



	L	H	A
LD-ORW03W-NBP4	ø90	22	ø72-75
LD-ORW03W-CBP4			
LD-ORW07W-CBP4	ø118	22	ø105-108
LD-ORW07W-NBP4I			
LD-ORW13W-CBP4	ø168	22	ø153-156
LD-ORW13W-NBP4			
LD-ORW19W-CBP4	ø225	22	ø204-206
LD-ORW19W-NBP4			
LD-ORW24W-CBP4	ø300	22	ø275-280
LD-ORW24W-NBP4			



Akcesoria.
Do kupienia oddzielnie.
Accessories.
Optional to buy separately.
LZ-KOI2KO-10



	W	K	lm		g	
LD-ORW03W-NBP4	3 W	3000 K	200 lm	aluminium, aluminium	150 g	5902801267390
LD-ORW03W-CBP4		4000 K				5902801267352
LD-ORW07W-CBP4	7 W	3000 K	560 lm		220 g	5902801266430
LD-ORW07W-NBP4I		4000 K				5902801396847
LD-ORW13W-CBP4	13 W	3000 K	1020 lm		350 g	5902801266058
LD-ORW13W-NBP4		4000 K				5902801266737
LD-ORW19W-CBP4	19 W	3000 K	1520 lm		550 g	5902801266362
LD-ORW19W-NBP4		4000 K				5902801266713
LD-ORW24W-CBP4	24 W	3000 K	2000 lm		880 g	5902801266478
LD-ORW24W-NBP4		4000 K				5902801266966

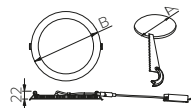


▶ OPRAWA LED TYPU DOWNLIGHT WPUSZCZANA **ORIS PLUS**

Recessed LED downlight



WARRANTY PROTECTION



	A	B
LD-ORW07W-CBP-10	Ø 105-108	Ø118
LD-ORW07W-NBP-10		
LD-ORW13W-CBP-10	Ø 153-156	Ø168
LD-ORW13W-NBP-10		
LD-ORW19W-CBP-10	Ø 204-206	Ø225
LD-ORW19W-NBP-10		
LD-ORW24W-CBP-10	Ø 275-280	Ø300
LD-ORW24W-NBP-10		

*mm



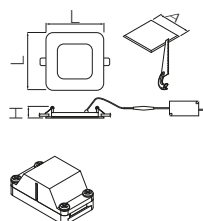
	W	Color	lm	Material	Weight	Barcode
LD-ORW07W-CBP-10	7 W	● 3000 K	560 lm	aluminium, aluminium	220 g	5902801399749
LD-ORW07W-NBP-10		● 4000 K				5902801399770
LD-ORW13W-CBP-10	13 W	● 3000 K	1020 lm		350 g	5902801387845
LD-ORW13W-NBP-10		● 4000 K				5902801387937
LD-ORW19W-CBP-10	19 W	● 3000 K	1520 lm		550 g	5902801387913
LD-ORW19W-NBP-10		● 4000 K				5902801387586
LD-ORW24W-CBP-10	24 W	● 3000 K	2000 lm		880 g	5902801387869
LD-ORW24W-NBP-10		● 4000 K				5902801387876

▶ OPRAWA LED TYPU DOWNLIGHT WPUSZCZANA **MATIS PLUS**

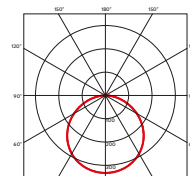
Recessed LED downlight



WARRANTY PROTECTION



Akcesoria.
Do kupienia oddzielnie.
Accessories.
Optional to buy separately.
LZ-KOI2KO-10



	L	H	A
LD-MAW03W-CBP	86	22	72-75
LD-MAW03W-NBP			
LD-MAW07W-CBP	120	22	102-105
LD-MAW07W-NBP			
LD-MAW13W-CBP	170	22	152-155
LD-MAW13W-NBP			
LD-MAW19W-CBP	224	22	202-205
LD-MAW19W-NBP			
LD-MAW24W-CBP	300	22	275-280
LD-MAW24W-NBP			

*mm



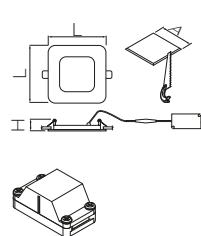
	W	Color	lm	Material	Weight	Barcode
LD-MAW03W-CBP	3 W	● 3000 K	200 lm	aluminium, aluminium	150 g	5902801243448
LD-MAW03W-NBP		● 4000 K				5902801243653
LD-MAW07W-CBP	7 W	● 3000 K	560 lm		240 g	5902801243721
LD-MAW07W-NBP		● 4000 K				5902801243615
LD-MAW13W-CBP	13 W	● 3000 K	1020 lm		400 g	5902801243462
LD-MAW13W-NBP		● 4000 K				5902801243912
LD-MAW19W-CBP	19 W	● 3000 K	1520 lm		640 g	5902801243639
LD-MAW19W-NBP		● 4000 K				5902801243981
LD-MAW24W-CBP	24 W	● 3000 K	2000 lm		1100 g	5902801244155
LD-MAW24W-NBP		● 4000 K				5902801244056

OPRAWA LED TYPU DOWNLIGHT WPUSZCZANA **MATIS PLUS**

Recessed LED downlight



WARRANTY PROTECTION



Akcesoria.
Do kupienia oddzielnie.
Accessories.
Optional to buy separately.
LZ-KOI2KO-10

	L	H	A
LD-MAW03W-CBP4	86	22	72-75
LD-MAW03W-NBP4			
LD-MAW07W-CBP4	120	22	102-105
LD-MAW07W-NBP4			
LD-MAW13W-CBP4	170	22	152-155
LD-MAW13W-NBP4			
LD-MAW19W-CBP4	224	22	202-205
LD-MAW19W-NBP4			
LD-MAW24W-NBP4	300	22	275-280
LD-MAW24W-CBP4			

*mm



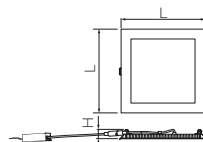

	W	Color	lm	Material	Weight	Barcode
LD-MAW03W-CBP4	3 W	3000 K	200 lm	aluminium, aluminium	150 g	5902801267123
LD-MAW03W-NBP4		4000 K				5902801267567
LD-MAW07W-CBP4	7 W	3000 K	560 lm		240 g	5902801266447
LD-MAW07W-NBP4		4000 K				5902801266768
LD-MAW13W-CBP4	13 W	3000 K	1020 lm		400 g	5902801266720
LD-MAW13W-NBP4		4000 K				5902801267215
LD-MAW19W-CBP4	19 W	3000 K	1520 lm		640 g	5902801266706
LD-MAW19W-NBP4		4000 K				5902801266553
LD-MAW24W-NBP4	24 W	3000 K	2000 lm		1100 g	5902801267406
LD-MAW24W-CBP4		4000 K				5902801266492

OPRAWA LED TYPU DOWNLIGHT WPUSZCZANA **MATIS PLUS**

Recessed LED downlight



WARRANTY PROTECTION



Akcesoria.
Do kupienia oddzielnie.
Accessories.
Optional to buy separately.
LZ-KOI2KO-10

	L	H	A
LD-MAW07W-CBP-10	120	22	102-105
LD-MAW07W-NBP-10			
LD-MAW13W-CBP-10	170	22	152-155
LD-MAW13W-NBP-10			
LD-MAW19W-CBP-10	224	22	202-205
LD-MAW19W-NBP-10			
LD-MAW24W-CBP-10	300	22	275-280
LD-MAW24W-NBP-10			

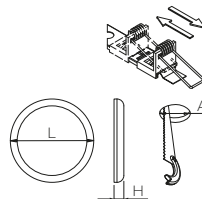
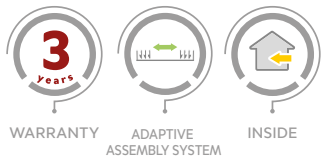
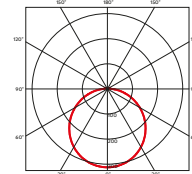
*mm



	W	Color	lm	Material	Weight	Barcode
LD-MAW07W-CBP-10	7 W	3000 K	560 lm	aluminium, aluminium	240g	5902801266447
LD-MAW07W-NBP-10		4000 K				5902801266768
LD-MAW13W-CBP-10	13 W	3000 K	1020 lm		400g	5902801266720
LD-MAW13W-NBP-10		4000 K				5902801267215
LD-MAW19W-CBP-10	19 W	3000 K	1520 lm		640g	5902801266706
LD-MAW19W-NBP-10		4000 K				5902801266553
LD-MAW24W-CBP-10	24 W	3000 K	2000 lm		1100g	5902801267406
LD-MAW24W-NBP-10		4000 K				5902801266492

OPRAWA LED TYPU DOWNLIGHT WPUSZCZANA **SORA**

Downlight LED fitting, flush mounted



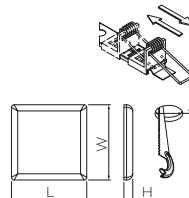
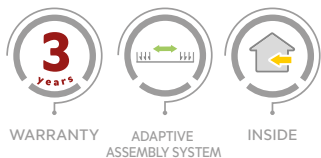
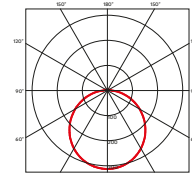
	L	H	A
LD-SRW12WOK-NB	ø120	28	ø75-105
LD-SRW18WOK-NB	ø170	28	ø75-155
LD-SRW24WOK-NB	ø225	28	ø75-205

*mm

	W	Color	lm	Material	Weight	Barcode
LD-SRW12WOK-NB	12 W	● 4000 K	1200 lm	PC	220 g	5902801305498
LD-SRW18WOK-NB	18 W		1800 lm		320 g	5902801305979
LD-SRW24WOK-NB	24 W		2400 lm		500 g	5902801306075

OPRAWA LED TYPU DOWNLIGHT WPUSZCZANA **SORA**

Downlight LED fitting, flush mounted



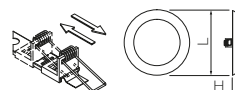
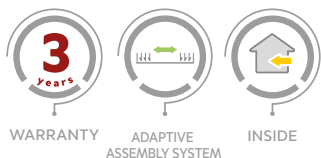
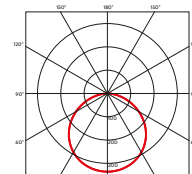
	L	W	H	A
LD-SRW12WKW-NB	120	120	20	ø75-105
LD-SRW18WKW-NB	170	170	20	ø75-155
LD-SRW24WKW-NB	225	225	20	ø75-205

*mm

	W	Color	lm	Material	Weight	Barcode
LD-SRW12WKW-NB	12 W	● 4000 K	1200 lm	PC	250 g	5902801306082
LD-SRW18WKW-NB	18 W		1800 lm		390 g	5902801305672
LD-SRW24WKW-NB	24 W		2400 lm		600 g	5902801307263

OPRAWA LED TYPU DOWNLIGHT WPUSZCZANA **MOZA**

Downlight LED fitting, flush mounted



Aksesoria,
Accessories
LZ-KO12KO-10
Do kupienia oddzielnie.
Optional to buy separately.

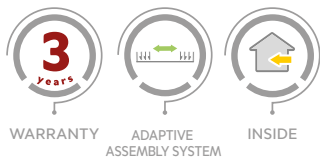
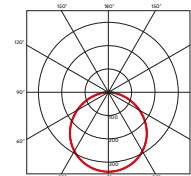
	L	H	A
LD-MZ12WOK-NB	ø180	16	ø65-155
LD-MZ18WOK-NB	ø230	16	ø65-205

*mm

	W	Color	lm	Material	Weight	Barcode
LD-MZ12WOK-NB	12 W	● 4000 K	1000 lm	PC	300 g	5902801229497
LD-MZ18WOK-NB	18 W		1500 lm		390 g	5902801229329

OPRAWA LED TYPU DOWNLIGHT WPUSZCZANA **MOZA**

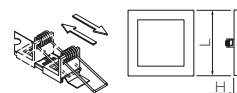
Downlight LED fitting, flush mounted



WARRANTY ADAPTIVE ASSEMBLY SYSTEM INSIDE



Akcesoria, Accessories
LZ-KOI2KO-10
Do kupienia oddzielnie.
Optional to buy separately.



	L	H	
LD-MZ12WOK-NB	ø180	16	ø65-155
LD-MZ18WOK-NB	ø230	16	ø65-205

*mm



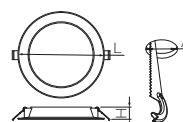
	W	Color	lm	Material	Weight	Barcode
LD-MZ12WKW-NB	12 W	4000 K	1000 lm	PC	480 g	5902801229510
LD-MZ18WKW-NB	18 W	4000 K	1500 lm	PC	570 g	5902801229428

OPRAWA LED TYPU DOWNLIGHT WPUSZCZANA **LOUIS**

Recessed LED downlight



WARRANTY PROVIDED BY SAMSUNG INSIDE



	L	H	A
LD-LSWO03W-NB	ø90	24	ø75
LD-LSWO06W-NB	ø90	24	ø75
LD-LSWO15W-NB	ø150	24	ø135
LD-LSWO24W-NB	ø225	24	ø206

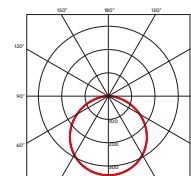
*mm



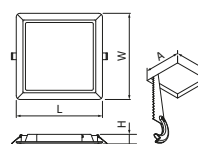
	W	Color	lm	Material	Weight	Barcode
LD-LSWO03W-NB	3 W	4000 K	240 lm	PC	51 g	5902801226113
LD-LSWO06W-NB	6 W		480 lm		54 g	5902801226397
LD-LSWO15W-NB	15 W		1200 lm		133 g	5902801226373
LD-LSWO24W-NB	24 W		1920 lm		245 g	5902801225949

OPRAWA LED TYPU DOWNLIGHT WPUSZCZANA **LOUIS**

Recessed LED downlight



WARRANTY PROVIDED BY SAMSUNG INSIDE



	L	W	H	A
LD-LSWK03W-NB	86	86	24	75
LD-LSWK06W-NB	86	86	24	75
LD-LSWK15W-NB	150	150	24	135
LD-LSWK24W-NB	225	225	24	206

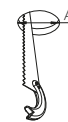
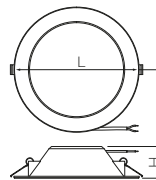
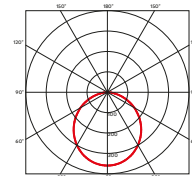
*mm



	W	Color	lm	Material	Weight	Barcode
LD-LSWK03W-NB	3 W	4000 K	240 lm	PC	53 g	5902801226205
LD-LSWK06W-NB	6 W		480 lm		60 g	5902801225956
LD-LSWK15W-NB	15 W		1200 lm		148 g	5902801226427
LD-LSWK24W-NB	24 W		1920 lm		280 g	5902801226410

OPRAWA LED TYPU DOWNLIGHT WPUSZCZANA **DENVER**

Recessed LED downlight



	L	H	A
LD-DNV15W-NB	ø138	54	ø105
LD-DNV20W-NB	ø175	54	ø142
LD-DNV30W-NB	ø225	54	ø180

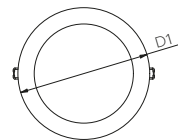
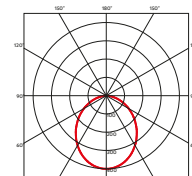
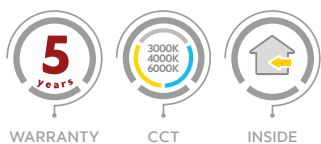
*mm



	W	Color	lm	Material	PF	g	Barcode
LD-DNV15W-NB	15 W	● 4000 K	1350 lm	PC	PF > 0,5	141 g	5902801226052
LD-DNV20W-NB	20 W	● 4000 K	1800 lm		PF > 0,9	212 g	5902801226014
LD-DNV30W-NB	30 W	● 4000 K	2700 lm		PF > 0,9	331 g	5902801226182

OPRAWA LED TYPU DOWNLIGHT WPUSZCZANA **AREZZO**

Recessed LED downlight



	D1	H
LD-ARZ18W-CCT	ø145	30
LD-ARZ25W-CCT	ø190	30
LD-ARZ35W-CCT	ø225	30

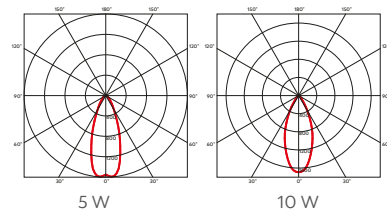
*mm



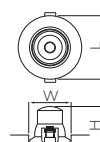
	W	Color	lm	Material	g	Barcode
LD-ARZ18W-CCT	18 W	● 3000 K	1800 lm	aluminium, aluminium	500 g	5902801281884
LD-ARZ25W-CCT	25 W	● 4000 K	2500 lm		525 g	5902801278112
LD-ARZ35W-CCT	35 W	● 6400 K	3500 lm		660 g	5902801278136

OPRAWA LED TYPU DOWNLIGHT WPUSZCZANA **VOLARE**

Recessed LED downlight



Aksesoria. Do kupienia oddzielnie.
Accessories. Optional to buy separately.
LZ-KOI2KO-10



	L	W	H
LD-VLROK0538-CB	ø90	75	45
LD-VLROK0538-NB			
LD-VLROK1038-CB	ø104	80	60
LD-VLROK1038-NB			

*mm



	W	Color	lm	Material	g	Barcode
LD-VLROK0538-CB	5 W	● 3000 K	400 lm	PC	75 g	5902801015830
LD-VLROK0538-NB		● 4000 K				5902801299254
LD-VLROK1038-CB	10 W	● 3000 K	800 lm		120 g	5902801015885
LD-VLROK1038-NB		● 4000 K				5902801299438

OPRAWA LED TYPU DOWNLIGHT WPUSZCZANA **VOLARE**

Recessed LED downlight

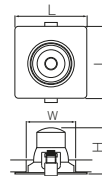


WARRANTY



Aksesoria. Do kupienia oddzielnie.

Accessories. Otpional to buy seaparately. LZ-KOI2KO-10



	L	W	H
LD-VLRKW0538-CB	90	75	45
LD-VLRKW0538-NB			
LD-VLRKW1038-CB	104	80	60
LD-VLRKW1038-NB			

*mm

Folder	W	Color	Beam	Material	Weight	Barcode
LD-VLRKW0538-CB	5 W	● 3000 K	400 lm	PC	75 g	5902801015823
LD-VLRKW0538-NB		● 4000 K				5902801299063
LD-VLRKW1038-CB	10 W	● 3000 K	800 lm		120 g	5902801015854
LD-VLRKW1038-NB		● 4000 K				5902801299353

OPRAWA LED TYPU DOWNLIGHT WPUSZCZANA **VOLARE CCT**

Recessed LED downlight



WARRANTY

CCT



Folder	W	Color	Beam	Material	Weight	Barcode
LD-VLROK0738-CCT	7 W	● 3000 K ● 4000 K ● 6400 K	630 lm	PC	100 g	5902801373060

OPRAWA LED TYPU DOWNLIGHT WPUSZCZANA **VOLARE CCT**

Recessed LED downlight



WARRANTY

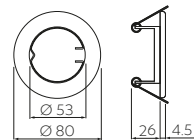
CCT



Folder	W	Color	Beam	Material	Weight	Barcode
LD-VLRKW0738-CCT	7 W	● 3000 K ● 4000 K ● 6400 K	630 lm	PC	100 g	5902801373107

▶ OPRAWA SUFITOWA PUNKTOWA **PARMA**

Ceiling spot light fixture



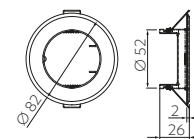
Akcesoria.
Do kupienia
oddzielnie.
Accessories.
Optional to buy
separately.
GZ-MR16-0000



1	OP-PAST1-01	max 50 W	stal, steel	chrom, chrome	40 g	5908231384195
2	OP-PAST1-02			inox, inox		5908231384232
3	OP-PAST1-10			biały, white		5908231384171
4	OP-PAST1-21			czarny chrom, black chrome		5908231384188
5	OP-PAST1-30			patyna, weathered		5908231384201

▶ OPRAWA SUFITOWA PUNKTOWA **PARMA III**

Ceiling spot light fixture



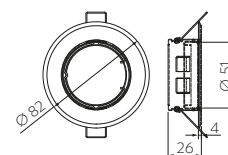
Akcesoria.
Do kupienia
oddzielnie.
Accessories.
Optional to buy
separately.
GZ-MR16-0000



1	OP-PADST3-01	max 50 W	stal, steel,	chrom, chrome	60 g	5902801387524
2	OP-PADST3-10			biały, white		5902801387449
3	OP-PADST3-21			czarny chrom, black chrome		5902801387760
4	OP-PADST3-52			satyna, satin		5902801387555
5	OP-PADST3-61			stare złoto, antique gold		5902801399794

▶ OPRAWA SUFITOWA PUNKTOWA UCHYLNA **PARMA III**

Tilt-down ceiling fixture



Akcesoria.
Do kupienia
oddzielnie.
Accessories.
Optional to buy
separately.
GZ-MR16-0000



1	OP-PADRK3-01	max 50 W	stal, steel	chrom, chrome	60 g	5902801387616
2	OP-PADRK3-10			biały, white		5902801387517
3	OP-PADRK3-21			czarny chrom, black chrome		5902801387647
4	OP-PADRK3-52			satyna, satin		5902801387609
5	OP-PADRK3-61			stare złoto, antique gold		5902801387593

OPRAWA SUFITOWA PUNKTOWA **PORTO**

Ceiling spot light fixture

NEW



Aksesoria.
Do kupienia
oddzielnie.
Accessories.
Optional to buy
separately.
GZ-MR16-0000




	W				
1	OP-PROD3-10	max 50 W	aluminium, aluminium	biały, white	5902801478505
2	OP-PROD3-00			czarny, black	5902801478550
3	OP-PROD3-01			chrom, chrome	5908231384225
4	OP-PROD3-02			inox, inox	5908231384249
5	OP-PROD3-21			czarny chrom, black chrome	5908231384256
6	OP-PROD3-30			patyna, weathered	5908231384263
				40 g	

OPRAWA SUFITOWA PUNKTOWA **PORTO**

Ceiling spot light fixture

NEW



Aksesoria.
Do kupienia
oddzielnie.
Accessories.
Optional to buy
separately.
GZ-MR16-0000



	W				
1	OP-PROD4-10	max 50 W	aluminium, aluminium	biały, white	5902801478635
2	OP-PROD4-00			czarny, black	5902801478659
3	OP-PROD4-01			chrom, chrome	5901867101617
4	OP-PROD4-02			inox, inox	5901867101631
5	OP-PROD4-21			czarny chrom, black chrome	5901867101624
6	OP-PROD4-30			patyna, weathered	5901867101648
				50 g	

OPRAWA SUFITOWA PUNKTOWA UCHYLNA **PORTO K**

Tilt-down ceiling fixture

NEW



Aksesoria.
Do kupienia
oddzielnie.
Accessories.
Optional to buy
separately.
GZ-MR16-0000



	W				
1	OP-PRAN5-00	max 50 W	aluminium, aluminium	czarny, black	5902801478611
2	OP-PRAN5-10			biały, white	5902801478574
3	OP-PRAN5-01			chrom, chrome	5908231384270
4	OP-PRAN5-02			inox, inox	5908231384287
5	OP-PRAN5-21			czarny chrom, black chrome	5908231384294
6	OP-PRAN5-30			patyna, weathered	5908231384300
				80 g	

▶ **OPRAWA SUFITOWA PUNKTOWA UCHYLNA PORTO K**

Tilt-down ceiling fixture

NEW




Aksesoria. Do kupienia oddzielnie.
Accessories. Optional to buy separately.
GZ-MR16-0000



1	OP-PRAN6-10	max 50 W	aluminium, aluminium	biały, white	60 g	5902801478673
2	OP-PRAN6-00			czarny, black		5902801478727
3	OP-PRAN6-01			chrom, chrome		5901867101655
4	OP-PRAN6-02			inox, inox		5901867101686
5	OP-PRAN6-21			czarny chrom, black chrome		5901867101679
6	OP-PRAN6-30			patyna, weathered		5901867101662

▶ **OPRAWA SUFITOWA PUNKTOWA BRILLANTE**

Ceiling spot light fixture



GZ-MR16-0000
Aksesoria. Do kupienia oddzielnie.
Accessories. Optional to buy separately.



	OP-OPROKR-10	max 50 W	szkło, glass	biały, white	130 g	5901867109699
	OP-OPROKR-21			czarny, black		5901867109705

▶ **OPRAWA SUFITOWA PUNKTOWA BRILLANTE**

Ceiling spot light fixture



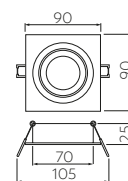

GZ-MR16-0000
Aksesoria. Do kupienia oddzielnie.
Accessories. Optional to buy separately.



	OP-OPRKWT-10	max 50 W	szkło, glass	biały, white	130 g	5901867109675
	OP-OPRKWT-21			czarny, black		5901867109682

▶ OPRAWA SUFITOWA PUNKTOWA UCHYLNA **MORENA**

Tilt-down ceiling fixture

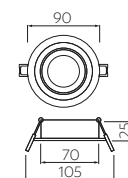


GZ-MR16-0000
Akcesoria.
Do kupienia oddzielnie.
Accessories.
Optional to buy
separately.

OP-OPRKW1-80	max 50 W	aluminium, aluminium	srebrny, silver	50 g	5901867127839
OP-OPRKW1-20			czarny, black		5901867127853

▶ OPRAWA SUFITOWA PUNKTOWA UCHYLNA **MORENA**

Tilt-down ceiling fixture

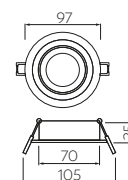


GZ-MR16-0000
Akcesoria.
Do kupienia oddzielnie.
Accessories.
Optional to buy
separately.

OP-OPROK1-80	max 50 W	aluminium, aluminium	srebrny, silver	50 g	5901867127792
OP-OPROK1-20			czarny, black		5901867127815

▶ OPRAWA SUFITOWA PUNKTOWA **CANNA**

Tilt-down ceiling fixture

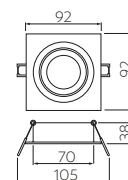


GZ-MR16-0000
Akcesoria.
Do kupienia oddzielnie.
Accessories.
Optional to buy
separately.

OP-CANOKB-10	max 50 W	aluminium, aluminium	biały, white	55 g	5902801480225
OP-CANOKC-00			czarny, black		5902801478703

▶ OPRAWA SUFITOWA PUNKTOWA **CANNA**

Tilt-down ceiling fixture



GZ-MR16-0000
Akcesoria.
Do kupienia oddzielnie.
Accessories.
Optional to buy
separately.

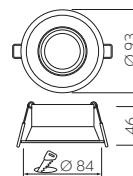
OP-CANKWB-10	max 50 W	aluminium, aluminium	biały, white	55 g	5902801489570
OP-CANKWC-00			czarny, black		5902801489648

▶ OPRAWA SUFITOWA PUNKTOWA UCHYLNA **SALTO**

Tilt-down ceiling fixture

NEW

360°



GZ-MR16-0000
Akcesoria.
Do kupienia oddzielnie.
Accessories.
Optional to buy separately.



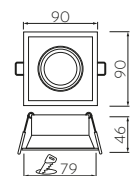
OP-SALOK-10	max 50 W	aluminium, aluminium	biały, white	97 g	5901867197573
OP-SALOK-00			czarny, black		5902801433757

▶ OPRAWA SUFITOWA PUNKTOWA UCHYLNA **SALTO**

Tilt-down ceiling fixture

NEW

360°



GZ-MR16-0000
Akcesoria.
Do kupienia oddzielnie.
Accessories.
Optional to buy separately.

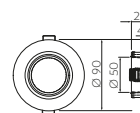


OP-SALKW-10	max 50 W	aluminium, aluminium	biały, white	98 g	5901867197580
OP-SALKW-00			czarny, black		5902801433559

▶ OPRAWA SUFITOWA PUNKTOWA **PALACE II**

Ceiling spot light fixture

360°



GZ-MR16-0000
Akcesoria.
Do kupienia oddzielnie.
Accessories.
Optional to buy separately.

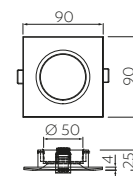



OP-PALACEDOK-10	max 50 W	szkło, glass	biały, white	125 g	5902801130038
OP-PALACEDOK-20			czarny, black		5902801130083

▶ OPRAWA SUFITOWA PUNKTOWA **PALACE II**

Ceiling spot light fixture

360°



GZ-MR16-0000
Akcesoria.
Do kupienia oddzielnie.
Accessories.
Optional to buy separately.



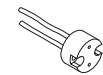
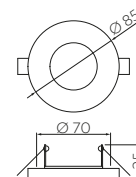
OP-PALACEDKW-10	max 50 W	szkło, glass	biały, white	165 g	5902801130052
OP-PALACEDKW-20			czarny, black		5902801130069

OPRAWA SUFITOWA PUNKTOWA **MAREA**

Ceiling spot light fixture



PROTECTION



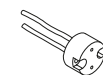
GZ-MR16-0000
Akcesoria.
Do kupienia
oddzielnie.
Accessories.
Optional to buy
separately.



Folder	Watt	Material	Color	Weight	Barcode
OP-MAROK-00	max 50 W	stal, steel	czarny, black	95 g	5902801433092
OP-MAROK-10			biały, white		5901867197597
OP-MAROK-02			inox, inox		5901867197603

OPRAWA SUFITOWA PUNKTOWA **ARIES**

Ceiling spot light fixture



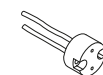
GZ-MR16-0000
Akcesoria.
Do kupienia
oddzielnie.
Accessories.
Optional to buy
separately.



Folder	Watt	Material	Color	Weight	Barcode
1 OP-ARIOK-11	max 20 W	PC	czarny, black	50 g	5902801440564
2 OP-ARIOK-22			czarny chrom, black chrome		5902801440250
3 OP-ARIOK-23			chrom, chrome		5902801440267
4 OP-ARIOK-13			złoto, gold		5902801441295

OPRAWA SUFITOWA PUNKTOWA **ARIES**

Ceiling spot light fixture



GZ-MR16-0000
Akcesoria.
Do kupienia
oddzielnie.
Accessories.
Optional to buy
separately.

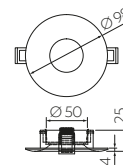


Folder	Watt	Material	Color	Weight	Barcode
1 OP-ARIKW-11	max 20 W	PC	biały/czarny, white/black	60 g	5902801442582
2 OP-ARIKW-22			czarny chrom, black chrome	50 g	5902801442810
3 OP-ARIKW-23			chrom, chrome		5902801441790
4 OP-ARIKW-13			złoto, gold		5902801400131

▶ **OPRAWA SUFITOWA PUNKTOWA AURORA**

Ceiling spot light fixture

360°



GZ-MR16-0000
Akcesoria.
Do kupienia
oddzielnie.
Accessories.
Optional to buy
separately.

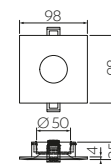


Folder	Wattage	Material	Color	Weight	Barcode
OP-AUROKB-10	max 50 W	aluminium, aluminium	biały, white	100 g	5902801238819
OP-AUROKS-52			satyna, satin		5902801239731
OP-AUROKC-00			czarny, black		5902801267895

▶ **OPRAWA SUFITOWA PUNKTOWA AURORA**

Ceiling spot light fixture

360°



GZ-MR16-0000
Akcesoria.
Do kupienia
oddzielnie.
Accessories.
Optional to buy
separately.



Folder	Wattage	Material	Color	Weight	Barcode
OP-AURKWB-10	max 50 W	aluminium, aluminium	biały, white	130 g	5902801239991
OP-AURKWS-52			satyna, satin		5902801240034
OP-AURKWC-00			czarny, black		5902801267901

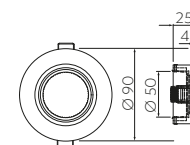
▶ **OPRAWA SUFITOWA PUNKTOWA ALESSIO**

Ceiling spot light fixture

360°



INSIDE PROTECTION



Akcesoria.
Do kupienia
oddzielnie.
Accessories.
Optional to buy
separately.
GZ-MR16-0000



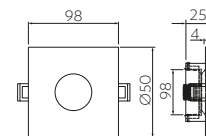
Folder	Wattage	Material	Color	Weight	Barcode
OP-ALSOK-10	max 50 W	aluminium, aluminium	biały, white	100 g	5902801242250
OP-ALSOK-00			czarny, black		5902801242618
OP-ALSOK-52			satyna, satin		5902801242687

▶ OPRAWA SUFITOWA PUNKTOWA **ALESSIO**

Ceiling spot light fixture



360°

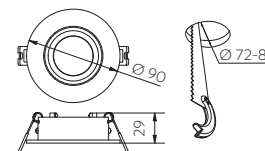


Aksesoria.
Do kupienia oddzielnie.
Accessories.
Optional to buy separately.
GZ-MR16-0000

Folder	W	Material	Color	Weight	Barcode
OP-ALSKW-10	max 50 W	aluminium, aluminium	biały, white	130 g	5902801243479
OP-ALSKW-00			czarny, black		5902801242007
OP-ALSKW-52			satyna, satin		5902801243585

▶ OPRAWA SUFITOWA PUNKTOWA UCHYLNA **LINTO**

Tilt-down ceiling fixture

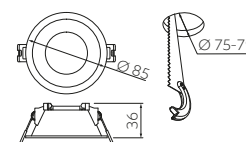


GZ-MR16-0000
Aksesoria.
Do kupienia oddzielnie.
Accessories.
Optional to buy separately.

Folder	W	Material	Color	Weight	Barcode
OP-LINTOK-00	max 20 W LED only	PC	czarny, black	40 g	5902801320170
OP-LINTOK-10			biały, white		5902801320132
OP-LINTOK-52			biały/czarny, white/black		5902801320484

▶ OPRAWA SUFITOWA PUNKTOWA **KERLA**

Ceiling spot light fixture

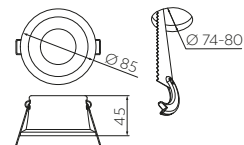


Aksesoria.
Do kupienia oddzielnie.
Accessories.
Optional to buy separately.
GZ-MR16-0000

Folder	W	Material	Color	Weight	Barcode
OP-KERLKW-10	max 20 W LED only	PC	biały, white	25 g	5902801320026
OP-KERLKW-00			czarny, black		5902801320507

▶ OPRAWA SUFITOWA PUNKTOWA **ELVA**

Ceiling spot light fixture



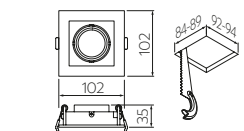
Aksesoria.
Do kupienia oddzielnie.
Accessories.
Optional to buy separately.
GZ-MR16-0000



	📁	⚡	📦	🦋	📦	📊
1	OP-ELVAOBB-10	max 20 W	aluminium/ szkło, aluminium/ glass	biały, white	145 g	5902801365997
2	OP-ELVAOCC-00			czarny, black		5902801366017
3	OP-ELVAOBC-11			biały/czarny, white/black		5902801366215
4	OP-ELVAOBM-13			biały/złoty, white/gold		5902801366239
5	OP-ELVAOCM-03			czarny/złoty, black/gold		5902801366611

▶ OPRAWA SUFITOWA PUNKTOWA UCHYLNA **RUBIO**

Tilt-down ceiling fixture



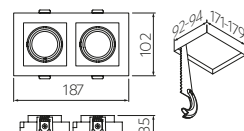
Aksesoria.
Do kupienia oddzielnie.
Accessories.
Optional to buy separately.
GZ-MR16-0000



	📁	⚡	📦	🦋	📦	📊
	OP-RUBIOKW1-10	max 10 W LED only	PC	biały, white	42 g	5902801319655
	OP-RUBIOKW1-00			czarny, black		5902801319600

▶ OPRAWA SUFITOWA PUNKTOWA UCHYLNA **RUBIO**

Tilt-down ceiling fixture



GZ-MR16-0000
Aksesoria.
Do kupienia oddzielnie.
Accessories.
Optional to buy separately.



	📁	⚡	📦	🦋	📦	📊
	OP-RUBIOKW2-10	max 10 W LED only	PC	biały, white	84 g	5902801319686
	OP-RUBIOKW2-00			czarny, black		5902801319846

OPRAWA NA WYSIĘGNIKU **KATANI**

Fixture with arm



WARRANTY PROTECTION INSIDE



	W	lm	K	L mm	Color	Material	Weight	Barcode
LD-KAT400-01	8 W	640 lm	4000 K	400	chrom, chrome	aluminium + PC, aluminium + PC	250 g	5902801399077
LD-KAT600-01	12 W	960 lm		600	chrom, chrome		430 g	5902801399299
LD-KAT400-10	8 W	640 lm		400	czarny, black		250 g	5902801399428
LD-KAT600-10	12 W	960 lm		600	czarny, black		430 g	5902801399336
LD-KAT400-00	8 W	640 lm		400	biały, white		250 g	5902801399695
LD-KAT600-00	12 W	960 lm		600	biały, white		430 g	5902801399664

OPRAWA LED **ZITA**

LED fixture



WARRANTY PROTECTION INSIDE




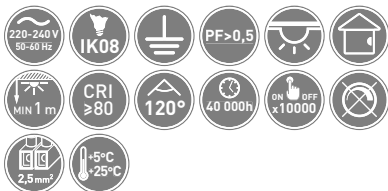
	W	K	lm	Color	Material	Weight	Barcode
LD-ZIT600W-01	15 W	4000 K	1200 lm	chrom, chrome	aluminium + PC, aluminium + PC	460 g	5902801399329
LD-ZIT600W-00				biały, white			5902801399466

OPRAWA LED **JASMIN**

LED fixture



WARRANTY PROTECTION INSIDE



	W	K	lm	Color	Material	Weight	Barcode
LD-JAS15W-40	15 W	4000 K	1200 lm	biały, white	PC	760 g	5902801200540

OPRAWA ŚCIENNA **SANTO BIS**

Wall light fixture



WARRANTY GU10



	W	Color	Material	Weight	Barcode
OS-SAN20WOK1B-10	max 20 W	biały, white	aluminium, aluminium	310 g	5902801336300
OS-SAN20WOK1B-00		czarny, black	aluminium, aluminium		5902801336355

▶ OPRAWA ŚCIENNA **VENETO**

Wall light fixture



OS-VEN20WO1-00	max 20 W	biały, white	aluminium, aluminium	256 g	5902801442988
OS-VEN20WO1-10		czarny, black			5902801443237

▶ OPRAWA ŚCIENNA **ORIO**

Wall light fixture



OS-ORI-GU10-00	max. 20 W	biały, white	aluminium, aluminium	350 g	5902801391224
OS-ORI-GU10-10		czarny, black		350 g	5902801391019

▶ OPRAWA ŚCIENNA **SOLIS**

Wall light fixture



NEW

OS-SOL-GU10-00	max 50 W	biały, white	aluminium, aluminium	226 g	5902801435522
OS-SOL-GU10-10		czarny, black			5902801428982

▶ OPRAWA ŚCIENNA **CAMPIONE**

Wall light fixture



OS-CAMD40WG9OK-10	max 40 W	biały, white	aluminium, aluminium	259 g	5902801412509
OS-CAMD40WG9OK-00		czarny, black			5902801412578

▶ OPRAWA ŚCIENNA **CAMPIONE**

Wall light fixture



WARRANTY



G9



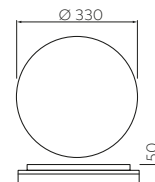
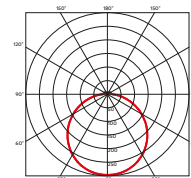
DOUBLE-SIDED
LIGHTING



OS-CAMD40WG9KW-10	max 40 W	biały, white	aluminium, aluminium	234 g	5902801412547
OS-CAMD40WG9KW-00		czarny, black			5902801438806



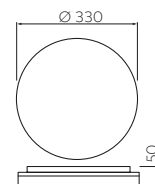
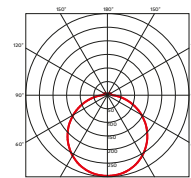
▶ PLAFONIERA LED **BESA**
LED ceiling light fixture



LD-BES24WOK-40	24 W	● 4000 K	2400 lm	PC	biała, white	880 g	5902801041532
LD-BES24WOK-30		● 3000 K					5902801289255
LD-BES24WOKBL-30		● 3000 K			czarny, black,		5902801403767

NEW

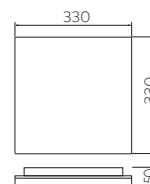
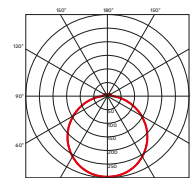
▶ PLAFONIERA LED **BESA**
LED ceiling light fixture



LD-BES24WOK-DIM-30	24 W	● 3000 K	2400 lm	PC	biała, white	880 g	5902801421143

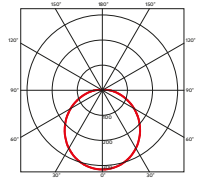
NEW

▶ PLAFONIERA LED **BESA**
LED ceiling light fixture



LD-BES24WKW-30	24 W	● 3000 K	2400 lm	PC	biała, white	880 g	5902801289385
LD-BES24WKW-40		● 4000 K					5902801041891

▶ PLAFONIERA LED **MOON**
LED ceiling light fixture



LD-MOON12W-NB	12 W	● 4000 K	1200 lm	PC/PC	biała, white	630 g	5902801219443
LD-MOON18W-NB	18 W		1800 lm				5902801219498

▶ PLAFONIERA LED **NEPTUN**
LED ceiling light fixture

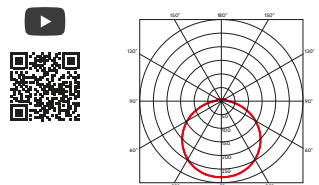


	D	H
LD-NEPT18W-NW	Ø 280	47
LD-NEPT28W-NW	Ø 380	57
LD-NEPT45W-NW	Ø 480	68

*mm

LD-NEPT18W-NW	18 W	● 4000 K	1530 lm	PP	biała, white	250 g	5902801435645
LD-NEPT28W-NW	28 W		2380 lm			390 g	5902801435669
LD-NEPT45W-NW	45 W		3825 lm			590 g	5902801435706

▶ PLAFONIERA LED **FENIX**
LED ceiling light fitting

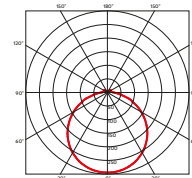
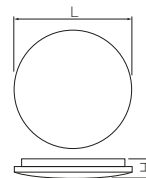


	L	H
LD-FEN20W-NW-00	295	81
LD-FEN30W-NW-00	345	83

*mm

LD-FEN20W-NW-00	20W	● 4000 K	2000 lm	akryl, acrylic	biały, white	0,5	850 g	5902801326318
LD-FEN30W-NW-00	30W		3000 lm			0,9	900 g	5902801326424

▶ PLAFONIERA LED **SATURN BIS**
LED ceiling light fitting

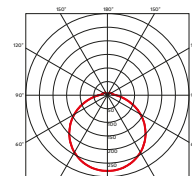
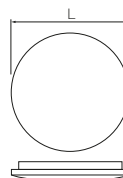
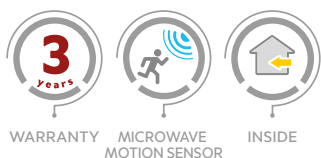


	L	H
LD-SATU12W-NW-00	253	55
LD-SATU18W-NW-00	315	60
LD-SATU24W-NW-00	375	60
LD-SATU32W-NW-00	375	60
LD-SATU48W-NW-00	475	65

*mm

	W	Color	Beam	Material	Finish	PF	Weight	Barcode
LD-SATU12W-NW-00	12 W	● 4000 K	960lm	akryl, acrylic	biały, white	0,5	550 g	5902801391958
LD-SATU18W-NW-00	18 W		1440lm				860 g	5902801391941
LD-SATU24W-NW-00	24 W		1920lm				1190 g	5902801392146
LD-SATU32W-NW-00	32 W		2560 lm				1400 g	5902801367045
LD-SATU48W-NW-00	48 W		4020lm				2430 g	5902801334269

▶ PLAFONIERA LED Z MIKROFALOWYM CZUJNIKIEM RUCHU **SATURN**
LED ceiling light fixture with a microwave motion sensor

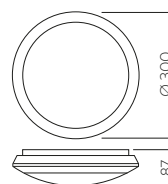


	L	H
LD-SATU12WM-NB	ø245	59
LD-SATU18WM-NB	ø290	61
LD-SATU24WM-NB	ø315	67

*mm

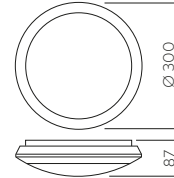
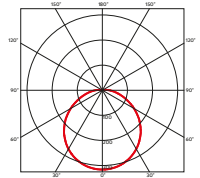
	W	Color	Beam	Material	Finish	Weight	Barcode
LD-SATU12WM-NB	12 W	● 4000 K	900 lm	akryl, acrylic	biały, white	390 g	5902801285134
LD-SATU18WM-NB	18 W		1300 lm			520 g	5902801285264
LD-SATU24WM-NB	24 W		1600 lm			660 g	5902801285110

▶ PLAFONIERA LED **TOKIO**
LED ceiling light fixture



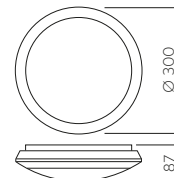
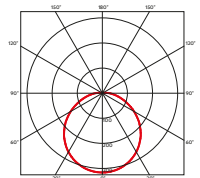
	W	Color	Beam	Material	Finish	Weight	Barcode
LD-TOK22W-40	22 W	● 4000 K	2000 lm	PC / PC	biała, white	1000 g	5902801283888

▶ PLAFONIERA LED Z CZUJNIKIEM ZMIERZCHOWYM **TOKIO**
LED ceiling light fixture with dusk sensor



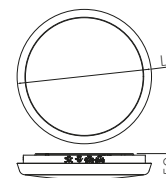
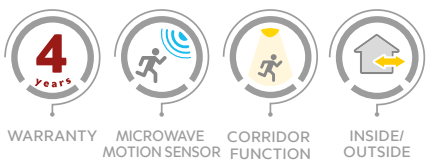
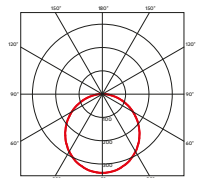
LD-TOK16WP-40	16 W	4000 K	1200 lm	PC/PC	biała, white	1000 g	5902801001840

▶ PLAFONIERA LED Z MIKROFALOWYM CZUJNIKIEM RUCHU **TOKIO**
LED ceiling light fixture with a microwave motion sensor



LD-TOK16WD-40	16 W	4000 K	1200 lm	PC/PC	biała, white	1000 g	5902801001840
LD-TOK22WD-40	22 W		2000 lm				5902801001826

▶ PLAFONIERA LED Z MIKROFALOWYM CZUJNIKIEM RUCHU **OSAKA**
LED ceiling light fixture with microwave sensor

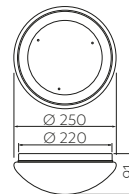
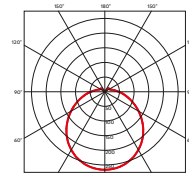
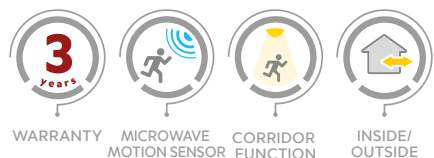


	L
LD-OSA16WD-40	ø260
LD-OSA22WD-40	ø300
	*mm

LD-OSA16WD-40	16 W	4000 K	1450 lm	PC/PC	biała, white	880 g	5902801284892
LD-OSA22WD-40	22 W		2000 lm			920 g	5902801282188

▶ PLAFONIERA LED Z MIKROFALOWYM CZUJNIKIEM RUCHU **ASTI**

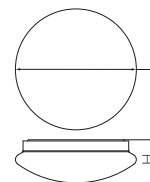
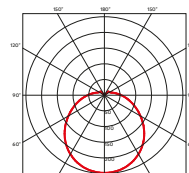
LED ceiling light fitting with a microwave motion sensor



LD-ASTID13-NW-00	13 W	4000 K	1100 lm	tworzywo sztuczne, plastic	biała, white	450 g	5902801360558

▶ PLAFONIERA LED **ASTRA**

LED ceiling light fitting



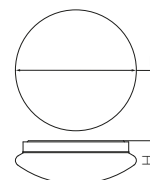
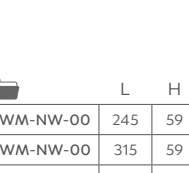
	L	H
LD-ASTR12W-NW-00	250	82
LD-ASTR18W-NW-00	330	95
LD-ASTR24W-NW-00	375	108

*mm

LD-ASTR12W-NW-00	12W	4000 K	960lm	akryl, acrylic	biała, white	530g	5902801391934
LD-ASTR18W-NW-00	18W		1440lm			880g	5902801391354
LD-ASTR24W-NW-00	24W		1920lm			1180g	5902801391965

▶ PLAFONIERA LED Z MIKROFALOWYM CZUJNIKIEM RUCHU **ASTRA**

LED ceiling light fitting with a microwave motion sensor



	L	H
LD-ASTR12WM-NW-00	245	59
LD-ASTR18WM-NW-00	315	59
LD-ASTR24WM-NW-00	375	59

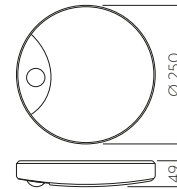
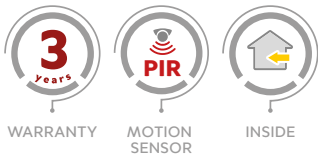
*mm

LD-ASTR12WM-NW-00	12W	4000 K	960lm	akryl, acrylic	biała, white	600 g	5902801392177
LD-ASTR18WM-NW-00	18W		1440lm			950 g	5902801350221
LD-ASTR24WM-NW-00	24W		1920lm			1250 g	5902801350238

360°

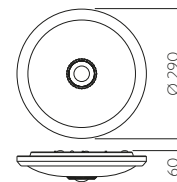
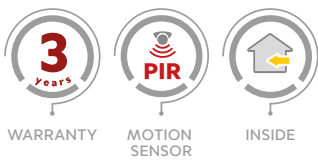


▶ PLAFONIERA LED Z CZUJNIKIEM RUCHU **LOGOS**
LED ceiling light fixture with motion sensor



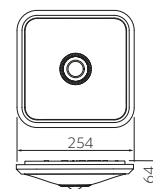
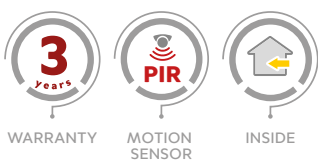
LD-LOG16W-LED	16 W	4000 K	1200 lm	tworzywo sztuczne, plastic	biała, white	508 g	5901867197085

▶ PLAFONIERA LED Z CZUJNIKIEM RUCHU **ITALIA**
LED ceiling light fixture with motion sensor



OS-ITL12W-LED	12 W	4000 K	900 lm	PC	biała, white	560 g	5901867158291
OS-ITL16W-LED	16 W		1200 lm				5901867197016

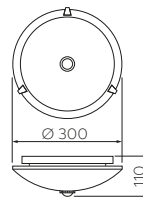
▶ PLAFONIERA LED Z CZUJNIKIEM RUCHU **ITALIA**
LED ceiling light fixture with motion sensor



OS-ITL12WKW-LED	12 W	4000 K	900 lm	PC	biała, white	420 g	5902801282089

▶ PLAFONIERA Z CZUJNIKIEM RUCHU

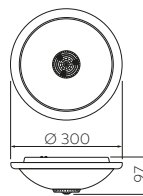
Ceiling fixture with motion sensor



OS-PLCRKM-00	szkło + metal, glass + metal	mleczny, soft white	1320 g	5908231302885

▶ PLAFONIERA Z CZUJNIKIEM RUCHU **VIZELA**

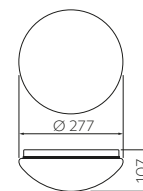
Ceiling fixture with motion sensor



OS-PLCRKZ-00	szkło + metal, glass + metal	biały, white,	860 g	5908231339973

▶ PLAFONIERA Z MIKROFALOWYM CZUJNIKIEM RUCHU

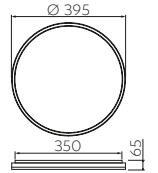
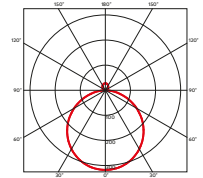
Ceiling fixture with microwave motion sensor



OS-PLCZMI-00	tworzywo, plastic,	mleczny, soft white,	500 g	5908231336996

▶ PLAFONIERA LED **ATOL**
LED ceiling light fitting

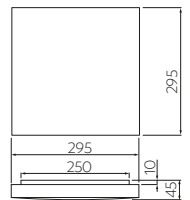

NEW



1	LD-ATOL32W-NW-10	32 W	● 4000 K	2560 lm	akryl, acrylic	czarny, black,	1400 g	5902801392122
	LD-ATOL32W-WW-10		● 3000 K					5902801366703
2	LD-ATOL32W-NW-02	32 W	● 4000 K	2560 lm	akryl, acrylic	inox, inox,	1400 g	5902801350283
	LD-ATOL32W-WW-02		● 3000 K					5902801366512
3	LD-ATOL32W-NW-40	32 W	● 4000 K	2560 lm	akryl, acrylic	złoty, gold,	1400 g	5902801350207
	LD-ATOL32W-WW-40		● 3000 K					5902801366550
4	LD-ATOL32W-NW-01	32 W	● 4000 K	2560 lm	akryl, acrylic	chrom chrome	1400 g	5902801432811
	LD-ATOL32W-WW-01		● 3000 K					5902801433108

▶ PLAFONIERA LED **ALTAR**
LED ceiling light fitting

NEW



1	LD-ALT24W-NW-10	24 W	● 4000 K	1680 lm	akryl, metal, pc	grafit, graphite	495 g	5902801433054
2	LD-ALT24W-NW-80					szary, gray		5902801400667
3	LD-ALT24W-NW-40					złoty, golden		5902801432866

▶ PLAFONIERA LED **TULA**
LED ceiling light fitting

NEW



WARRANTY



1	LD-TUL24W-NW-00	24 W	● 4000 K	1680 lm	acryl, metal, PC	czarny, black	5902801432941
2	LD-TUL24W-NW-80					szary, gray	5902801421662
3	LD-TUL24W-NW-40					złoty, golden	5902801433238

▶ PLAFONIERA
Ceiling fixture



WARRANTY

E27



OS-PLCZOO-00	tworzywo, plastic,	mleczny, soft white,	300 g	5902801341601	

▶ PLAFONIERA LED **SORI**
LED ceiling light fitting

NEW



WARRANTY

CCT



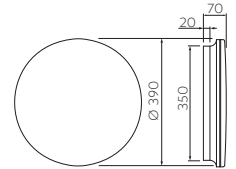
LD-SORI48W-CCT-10	48 W	● 3000 K ● 4000 K ● 6000 K	3840 lm	acryl, PC	biały, white	1142 g	5902801433184

▶ PLAFONIERA LED **DELION**
LED ceiling light fitting

NEW



WARRANTY



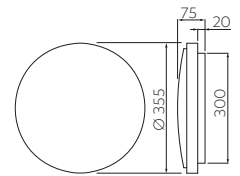
LD-DEL32W-NW-10	32 W	● 4000 K	2560 lm	akryl, metal	biały, white	535 g	5902801433184

▶ PLAFONIERA LED **ROSALI**
LED ceiling light fitting

NEW



WARRANTY



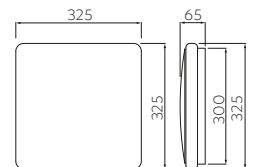
LD-ROSA24WOK-NW-10	24 W	● 4000 K	1920 lm	akryl, metal, PC	biały, white	406 g	5902801432972

▶ PLAFONIERA LED **ROSALI**
LED ceiling light fitting

NEW



WARRANTY



LD-ROSA24WKW-NW-10	24 W	● 4000 K	1920 lm	akryl, metal, PC	biały, white	452 g	5902801433153

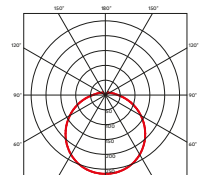
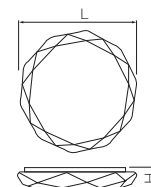
▶ PLAFONIERA LED **STARS BIS**
LED ceiling light fixture



WARRANTY



INSIDE



	L	H
LD-STARS24W-NW-00	380	84
LD-STARS48W-NW-00	485	105

*mm

LD-STARS24W-NW-00	24 W	● 4000 K	1920 lm	PC	0,5	1160 g	5902801392139
LD-STARS48W-NW-00	48 W		3840 lm		0,9	2520 g	5902801326127

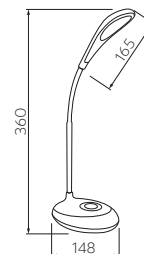
LAMPKA BIURKOWA LED **GALACTIC LED**

Desktop LED lamp

360°



WARRANTY DIMMABLE RGBW



LB-GAL3WRU-10	3 W	120 lm	4000 K	tworzywo, plastic	biały, white	314 g	5902801010392

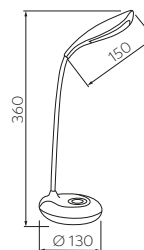
LAMPKA BIURKOWA LED **GALACTIC LED**

Desktop LED lamp

360°



WARRANTY DIMMABLE RGBW



LB-GAL5WRU-10	5 W	240 lm	4000 K	tworzywo, plastic	biały, white	554 g	5902801010408

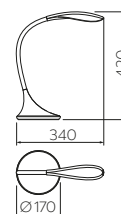
LAMPKA BIURKOWA LED **HALLEY**

Desktop LED lamp

360°



3 LIGHT MODES



LB-HAL8W-00-DEC	8 W	500 lm	4000 K	tworzywo, plastic	biały, white	1660 g	5902801345432
LB-HAL8W-10-DEC					czarny, black		5902801345487

NEW

LAMPKA BIURKOWA LED **RINGO**

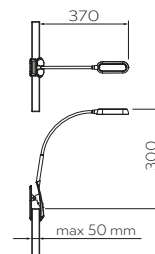
Desktop LED lamp



LB-RIN4W-00-DEC	4 W	200 lm	● 3000 K ● 4000 K ● 6000 K	ABS	biały, white, czarny, black	210 g	5902801449406 5902801449789
-----------------	-----	--------	----------------------------------	-----	--------------------------------	-------	--------------------------------

LAMPKA BIURKOWA LED **FROGY**

Desktop LED lamp



360°



LB-FRO5W-00-DEC	5 W	300 lm	● 4000 K	ABS	biały, white	520 g	5902801301650
-----------------	-----	--------	----------	-----	--------------	-------	---------------

LAMPKA BIURKOWA LED **FLOWER**

Desktop LED lamp



360°

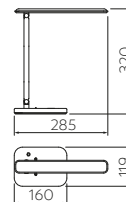


LB-FLOW4W-06-DEC	4 W	240 lm	● 4000 K	ABS	biały/czarny, white/ black	740 g	5902801301261
------------------	-----	--------	----------	-----	-------------------------------	-------	---------------

▶ LAMPKA BIURKOWA LED **HIKARI**

Desktop LED lamp

360°

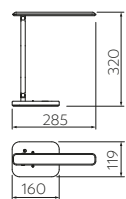


LB-HIK6WCCT-00	6 W	400 lm	3000 K 4000 K 6000 K	PC	biały, white	5902801228360
LB-HIK6WCCT-10					czarny, black	5902801228100

▶ LAMPKA BIURKOWA LED **IZUKA**

Desktop LED lamp

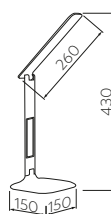
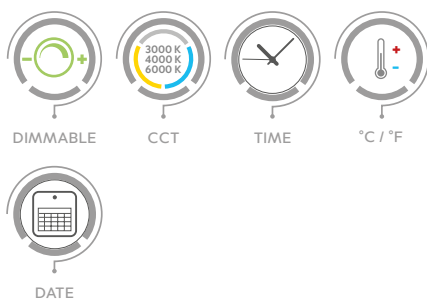
360°



LB-IZK6WCCT-00	6 W	400 lm	PC	biały, white,	5902801226960
LB-IZK6WCCT-10				czarny, black	5902801226120

▶ LAMPKA BIURKOWA LED **GALACTIC LED**

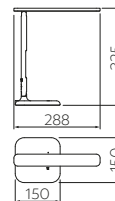
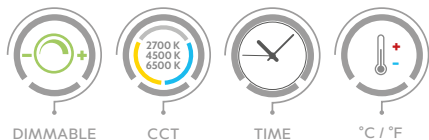
Desktop LED lamp



LB-GAL5WM0-10	5 W	240 lm	3000 K 4000 K 6000 K	tworzywo, plastic	biały, white	5902801010514

LAMPKA BIURKOWA LED LINEAR

Desktop LED lamp



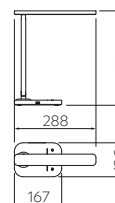
360°



LB-LIN7W-00-DEC	7 W	420 lm	● 2700 K ● 4500 K ● 6500 K	ABS	biały, white	750 g	5902801345524
LB-LIN7W-10-DEC					czarny, black		5902801346064

LAMPKA BIURKOWA LED GALE

Desktop LED lamp



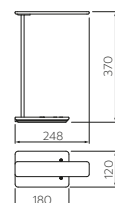
360°



LB-GAL8W-00-DEC	8 W	550 lm	● 2700 ● 3500 ● 4500 ● 5500 ● 6500	ABS	biały, white	785 g	5902801346125
LB-GAL8W-10-DEC					czarny, black		5902801346156

LAMPKA BIURKOWA LED TRITTON

Desktop LED lamp



360°

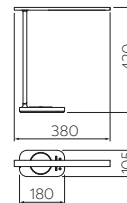


LB-TRIT6W-00-DEC	6 W	340 lm	● 2700 K ● 3000 K ● 4000 K ● 6000 K	aluminium + ABS, aluminium + ABS	biały, white	800 g	5902801346484
LB-TRIT6W-10-DEC					czarny, black		5902801346415

▶ **LAMPKA BIURKOWA LED BRESSI**

Desktop LED lamp

360°

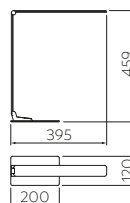


LB-BRE8W-11-DEC	8 W	450 lm	● 3000 K ● 4000 K ● 6400 K	aluminium + ABS, aluminium + ABS	czarny/miedź black/cooper	750 g	5902801346736
LB-BRE8W-15-DEC					szary, grey		5902801346750

▶ **LAMPKA BIURKOWA LED LONEOS**

Desktop LED lamp

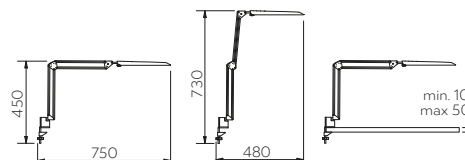
360°



LB-LON12W-10-DEC	12 W	700 lm	● 3000 K ● 4000 K ● 6000 K	ABS	czarny, black	875 g	5902801346323
------------------	------	--------	----------------------------------	-----	---------------	-------	---------------

▶ **LAMPKA BIURKOWA LED ARCHITECTO**

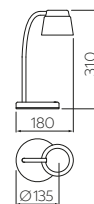
Desktop LED lamp



LB-ARCH8W-00	8 W	600 lm	● 4000 K	ABS	biały, white	650 g	5902801357749
LB-ARCH8W-10					czarny, black		5902801357756

LAMPKA BIURKOWA LED HELIN

Desktop LED lamp



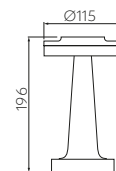
Model	Power	Lumen	Color Temp	Material	Color	Weight	Barcode
LB-HEL6W-25-DEC	6 W	350 lm	● 4000 K	ABS	niebieski, blue	800 g	5902801346507
LB-HEL6W-20-DEC					różowy, pink		5902801346651
LB-HEL6W-15-DEC					szary, grey		5902801308505
LB-HEL6W-00-DEC					biały, white		5902801346699

LAMPKA BIURKOWA LED MONUM

Desktop LED lamp



DIMMABLE



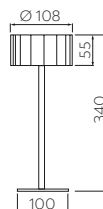
Model	Power	Lumen	Color Temp	Material	Color	Weight	Barcode
1 LB-MON3W-40-DEC	3 W	200 lm	● 3000 K	aluminium, aluminium	złoto szczotkowane, brushed gold	400 g	5902801379253
2 LB-MON3W-02-DEC					inox, inox		5902801379260
3 LB-MON3W-41-DEC					miedź szczotkowana, brushed cooper		5902801379345
4 LB-MON3W-10-DEC					czarny, black		5902801449543

LAMPKA STOŁOWA LED AZELIA

Table LED lamp



WARRANTY DIMMABLE



Model	Power	Lumen	Color Temp	Material	Weight	Barcode
LD-AZELIA-10-DEC	2,5 W	200 lm	● 4000 K	biały, white	aluminium, aluminium	850 g
LD-AZELIA-00-DEC				czarny, black		

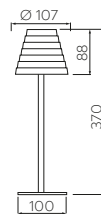
LAMPA STOŁOWA LED **FIZZI**

Table LED lamp

NEW



WARRANTY DIMMABLE



LD-FIZZI-10-DEC	2,5 W	200 lm	● 4000 K	biały, white	aluminium, aluminium	780 g
LD-FIZZI-00-DEC				czarny, black	aluminium, aluminium	780 g
						5902801471353
						5902801471612

LAMPKA BIURKOWA LED **VENETO**

Desktop LED lamp



GU10



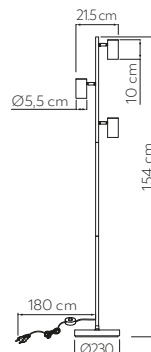
LB-VEN20WO-00	max 20 W	aluminium, aluminium	biały, white	825 g	5902801442568
LB-VEN20W-10			czarny, black		5902801403392

LAMPA PODŁOGOWA **VENETO**

Floor lamp



GU10

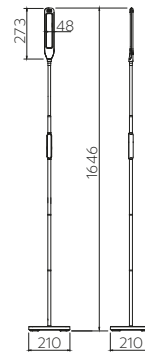


LP-VEN20WO-00	3 x max 20 W	tworzywo + metal, plastic + metal	biały, white	3744 g	5902801442971
LP-VEN20W-10			czarny, black		5902801403491

▶ LAMPY PODŁOGOWA **VASALIA**
Floor lamp



DIMMABLE



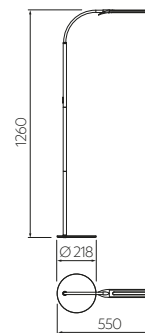
LP-VAS8W-10-DEC	8 W	450 lm	● 2700 K ● 4500 K ● 6500 K	ABS	czarny, black	2250 g	5902801346774

▶ LAMPY PODŁOGOWA **YORK**
Floor lamp



DIMMABLE

CCT



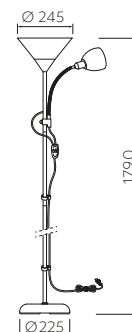
LP-YORK10W-00-DEC	10 W	900 lm	● 3000 K ● 4500 K ● 6000 K	ABS + metal,	biały, white	2670 g	5902801301551
LP-YORK10W-10-DEC			● 3000 K ● 4500 K ● 6000 K	ABS + metal	czarny, black		5902801301834

▶ LAMPY PODŁOGOWA **BENFICA 2**
Floor lamp



E27

E14



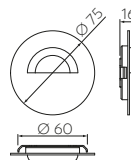
LP-BENFICA2-10			czarny, black		5902801297809
LP-BENFICA2-80	E27 - max 60 W E14 - max 40 W	tworzywo + metal, plastic + metal	szary, grey	3000 g	5908231398123
LP-BENFICA2-00			biały, white		5902801298233

▶ **OPRAWA SCHODOWA LED ESCADA**

Staircase LED fixture



WARRANTY



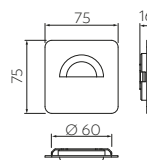

LD-ESOA084-51	0,8 W	● 4000 K	70 lm	inox, inox	5902801211119

▶ **OPRAWA SCHODOWA LED ESCADA**

Staircase LED fixture



WARRANTY



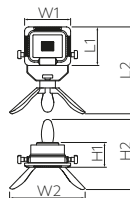
LD-ESKA084-51	0,8 W	● 4000 K	70 lm	inox, inox	5902801211270



▶ NAŚWIETLACZ LED **ALLEDO**
LED floodlight



WARRANTY OUTSIDE



	L1	L2	W1	W2	H1	H2
LD-ALCX10W-64	87	228	108	213	58	180
LD-ALCX20W-64	109	250	129	213	72	80

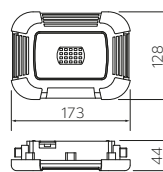
*mm

	W	Color	Beam	PF	Battery	Material	Color	Weight	Barcode
LD-ALCX10W-64	10 W	6400 K	800 lm	-	Li-ion 4000 mAh 3,7 V	PC + szkło, PC + glass	zielony, green,	390 g	5902801330292
LD-ALCX20W-64*	20 W		1600 lm	>0,5	Li-ion 4000 mAh 7,4 V			570 g	5902801330230

▶ NAŚWIETLACZ LED **ONYX**
LED floodlight

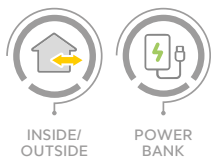


WARRANTY OUTSIDE

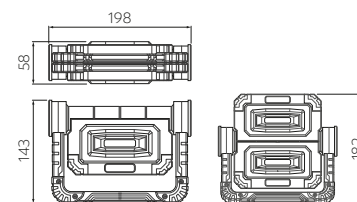


	W	Color	Beam	Battery	Material	Color	Weight	Barcode
LD-OXCX10W-64	10 W	6400 K	800 lm	Li-ion 4400 mAh 3,7 V	PC + szkło, PC + glass	niebieski, blue,	370 g	5902801343889
LD-OXCX20W-64	20 W		1600 lm	Li-ion 8800 mAh 3,7 V			550 g	5902801330490

▶ NAŚWIETLACZ LED **WORKY**
LED floodlight



INSIDE/ OUTSIDE POWER BANK



NEW

	W	Color	Beam	Battery	Material	Color	Weight	Barcode
LD-WORKY-2X10W-64	2x 10 W	6400 K	1200 lm	Li-ion 5000 mAh 3,7 V	Nylon + TPR	czarny, black	560 g	5902801499975

▶ OPRAWA PRZENOŚNA
Portable fixture



WARRANTY E27 INSIDE



	W	Material	Weight	Barcode
OS-KAN527-24	60 W	tworzywo + metal, plastic + metal	550 g	5908231301307

▶ **OPRAWA PRZENOŚNA**
Portable fixture



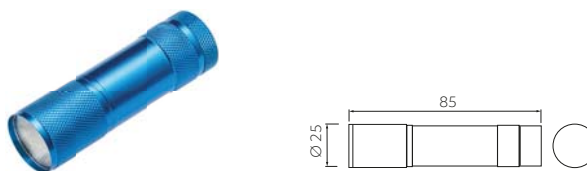
OS-KAG508-10	tworzywo, plastic,	5908231301284

▶ **LATARKA LED**
LED Flashlight



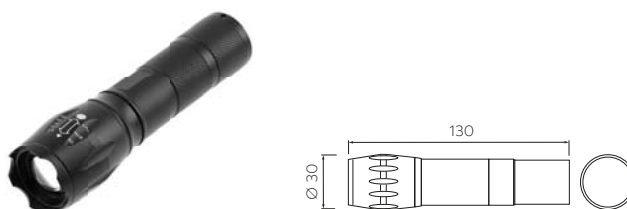
LT-LC6WT3-60	6 W	6400 K	350 lm	aluminium, aluminium,	175 g	5902801216336

▶ **LATARKA LED**
LED Flashlight



LT-LK3WBL-60	3 W	6400 K	150 lm	aluminium, aluminium	35 g	5902801260063

▶ **LATARKA LED**
LED Flashlight

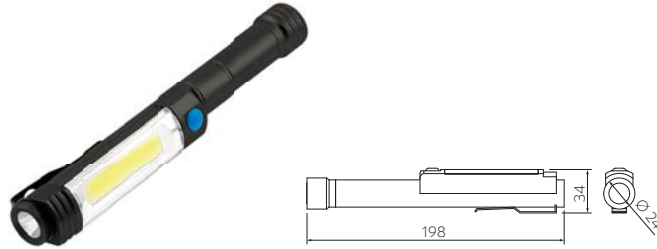


LT-LKSZ3W-60	5 W	6400 K	300 lm	aluminium, aluminium	130 g	5902801260124

▶ LATARKA LED
LED Flashlight



WARRANTY



LT-LB6WT2-60	6 W	6400 K	400 lm	aluminium, aluminium	140 g	5902801215858

▶ LATARKA LED
LED Flashlight



WARRANTY

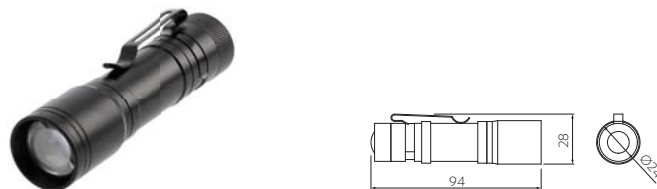


LT-LB8WT6-60	8 W	6400 K	800 lm	aluminium, aluminium	135 g	5902801215278

▶ LATARKA LED
LED Flashlight



WARRANTY



LT-LB3WT4-60	3 W	6400 K	200 lm	aluminium, aluminium	40 g	5902801215797

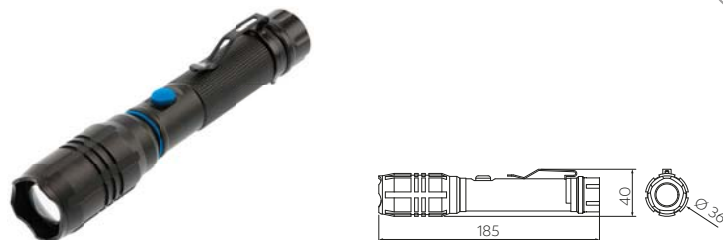
▶ LATARKA LED
LED Flashlight



WARRANTY



POWER BANK



LT-LA8WT2-60	8 W	6400 K	800 lm	aluminium, aluminium	220 g	5902801215865





ÓŚWIETLENIE ZEWNĘTRZNE

OUTDOOR LIGHTING

—	NAŚWIETLACZE FLOODLIGHTS	156
—	OGRODOWE I DOGRUNTOWE GARDEN AND IN-GROUND	158
—	ELEWACYJNE FACADE	166
—	SOLARNE SOLAR	176



DAYTONA

naświetlacz LED
LED floodlight





WARRANTY



120 lm/w



IK08

idealny sprawdzi się w ciężkich warunkach tj. place budowy, parkingi, przestrzenie magazynowe i strefy rozładunku.

ideal for difficult conditions, such as construction sites, parking lots, warehouse spaces and unloading zones.



ruchome ramię,
stabilne ustawienie

movable arm,
stable position

radiator skutecznie
odprowadzający ciepło

radiator that effectively
dissipates heat

szkło hartowane - wytrzymałe
na uszkodzenia mechaniczne

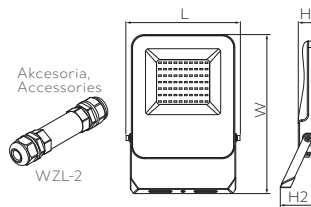
tempered glass - resistant
to mechanical damage

▶ NAŚWIETLACZ LED **ALTON**
LED floodlight

NEW



WARRANTY



	L	W	H1	H2
LD-ALTON20W-40	120	160	30	49
LD-ALTON30W-40	160	225	30	58
LD-ALTON50W-40	180	250	30	58
LD-ALTON100W-40	228	295	30	58

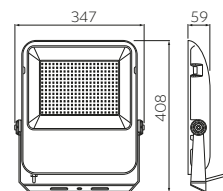
*mm

	W	lm	Material	Color	Weight	Barcode
LD-ALTON20W-40	20 W	2000 lm	aluminium + szkło, aluminium + glass	czarny, black	350 g	5902801404177
LD-ALTON30W-40	30 W	3000 lm			370 g	5902801404191
LD-ALTON50W-40	50 W	5000 lm			750 g	5902801404221
LD-ALTON100W-40	100 W	10000 lm			1200 g	5902801404108

▶ NAŚWIETLACZ LED **DAYTONA**
LED floodlight



WARRANTY

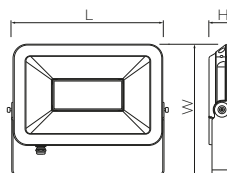


	W	lm	Material	Color	Weight	Barcode
LD-DA200W-40	200 W	24000 lm	aluminium + szkło, aluminium + glass	czarny, black	4640 g	5902801327384

▶ NAŚWIETLACZ LED **VIPER**
LED floodlight



WARRANTY



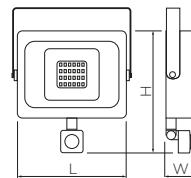
	L	W	H
LD-VIPERS30W-40	198	191	34
LD-VIPERS50W-40	229	214	35
LD-VIPERS100W-40	306	268	58
LD-VIPERS150W-40	367	315	72

*mm

	W	lm	Color Temp	Material	Color	Weight	Barcode
LD-VIPERS30W-40	30 W	2700 lm	● 4000 K	aluminium + szkło, aluminium + glass	czarny, black	860 g	5902801266195
LD-VIPERS50W-40	50 W	4500 lm				1150 g	5902801266263
LD-VIPERS100W-40	100 W	10000 lm				2200 g	5902801251764
LD-VIPERS150W-40	150 W	15000 lm				3500 g	5902801251771

▶ NAŚWIETLACZ LED Z CZUJNIKIEM RUCHU **iNEXT**

LED floodlight with motion sensor



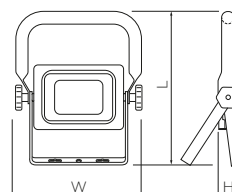
	L	W	H
LD-INEXT10W-64	110	50	150
LD-INEXT20W-64	160	50	180
LD-INEXT30W-64	160	50	180
LD-INEXT50W-64	190	50	210

*mm

	W	Color	Beam	Material	Finish	Weight	Barcode
LD-INEXT10W-64	10 W		800 lm	aluminium + szkło	czarny, black	250 g	5902801007682
LD-INEXT20W-64	20 W	6400 K	1600 lm	aluminium + szkło		500 g	5902801007699
LD-INEXT50W-64	50 W		4000 lm	aluminium + glass		1200 g	5902801007712

▶ NAŚWIETLACZ LED **iNEXT**

LED floodlight



	L	W	H
LD-INEXT30WP-64	247	218	38
LD-INEXT50WP-64	270	256	38

*mm

	W	Color	Beam	Material	Finish	Weight	Barcode
LD-INEXT30WP-64	30 W		2400 lm	aluminium + szkło	czarny, black	800 g	5902801007729
LD-INEXT50WP-64	50 W	6400 K	4000 lm	aluminium + glass		1200 g	5902801007736



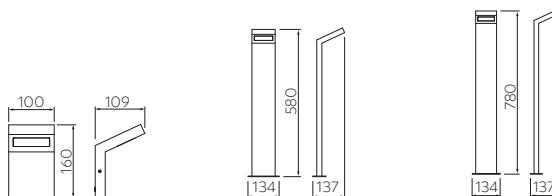
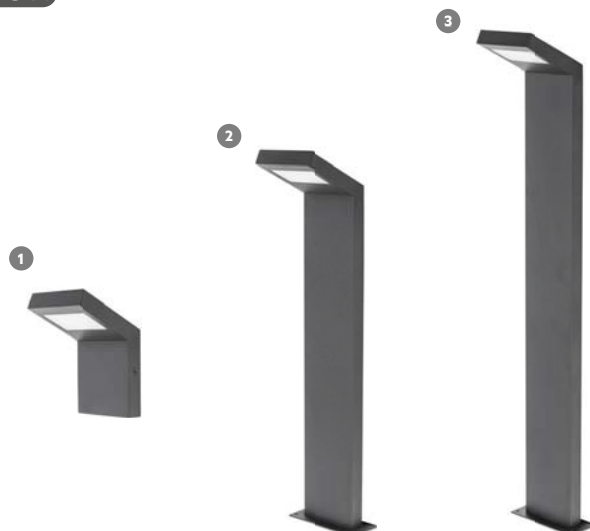
OPRAWA OGRODOWA LED **LONDON**

Garden LED luminaire

NEW



WARRANTY



1	LD-LON10WA-10	10 W	● 4000 K	aluminium + PC aluminium + PC	szary grey	440 g	5902801497377
2	LD-LON10W58P-10					1170 g	5902801479007
3	LD-LON10W78P-10					1480 g	5902801479144

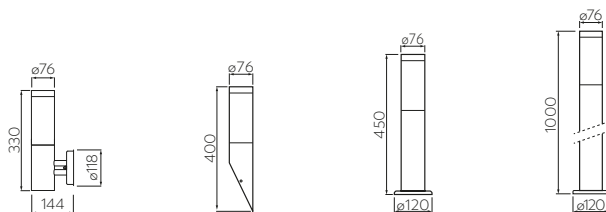
OPRAWA OGRODOWA **MILAN**

Garden luminaire




WARRANTY

E27

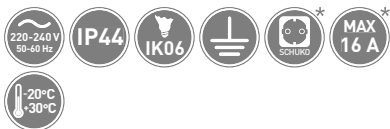


1	OS-MILA00A-00	max 20 W	stal nierdzewna + PC, stainless steel + PC	inox, inox	502 g	5901867199218
2	OS-MILA00U-00				358 g	5901867199195
3	OS-MILA45P-00				463 g	5901867199232
4	OS-MILA10P-00				876 g	5901867199256

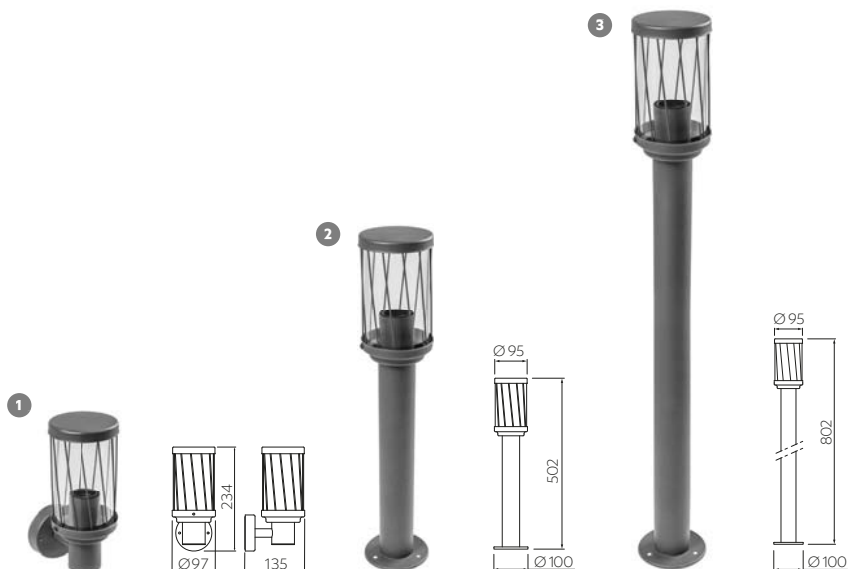
OPRAWA OGRODOWA **CORTA**
Garden luminaire



1	OS-COR0UA-30	max 25 W	aluminium + PC	444 g	5902801288951
2	OS-CORDUA-30	2 x max 25 W		700 g	5902801289002
3	OS-CORP40-30	max 25 W		711 g	5902801288944
4	OS-CORP40G-30*			711 g	5902801227417
5	OS-CORP36G-30*	-		630 g	5902801336973
6	OS-CORP80-30	max 25 W		1307 g	5902801289088
7	OS-CORP80G-30*			1307 g	5902801309113



OPRAWA OGRODOWA **KERTA**
Garden luminaire



1	OS-KERT0UA-30	max 12 W	aluminium + PC	690 g	5902801227325
2	OS-KERTP40-30			700 g	5902801227455
3	OS-KERTP80-30			1350 g	5902801227493

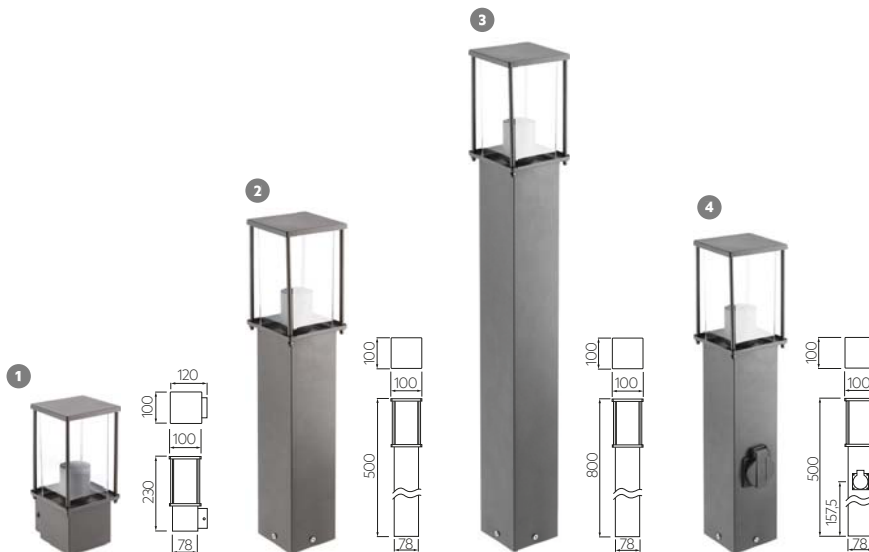


▶ **OPRAWA OGRODOWA KEMI**
Garden luminaire



WARRANTY

E27



	📁	⚡	📦	🔩	📊
1	OS-KEMIOUA-30	max 15 W	stal nierdzewna + PC	780 g	5902801336225
2	OS-KEMIP40-30			1120 g	5902801336102
3	OS-KEMIP80-30			1370 g	5902801336294
4	OS-KEMIP40G-30*			1820 g	5902801336003

▶ **OPRAWA OGRODOWA MEDIO**
Garden fitting



WARRANTY

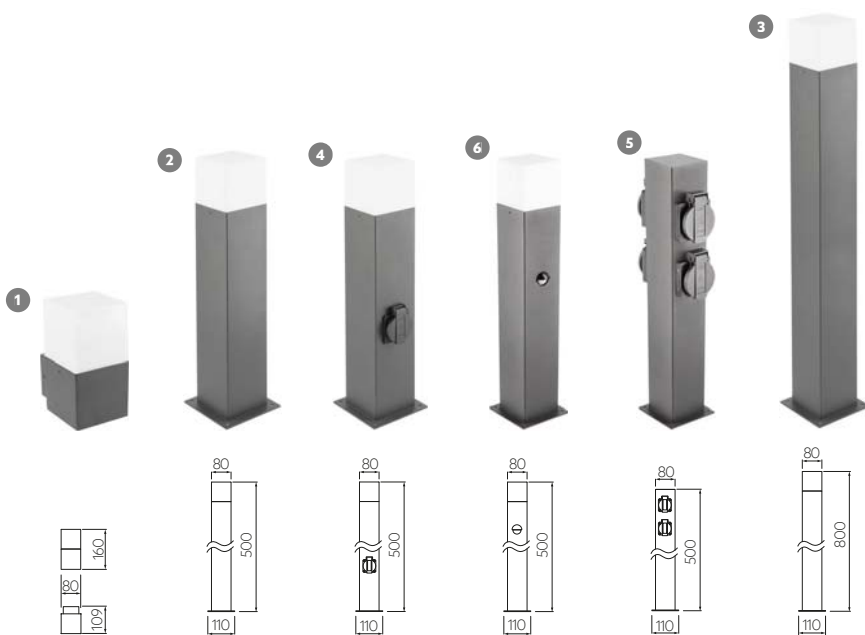
E27

MOTION SENSOR



	📁	⚡	📦	🔩	📊
1	OS-MED0AU-30	MAX 15 W	aluminium + PC, aluminum + PC	670 g	5902801337475
2	OS-MED0AUP-30*			720 g	5902801337406
3	OS-MEDP50-30			1100 g	5902801363566
4	OS-MEDP50P-30*			1150g	5902801363542

OPRAWA OGRODOWA **LARGO**
Garden luminaire



		W	IP				
1	OS-LARG0UA-30	max 15 W	44	aluminium + PC, aluminium + PC	450 g	5902801335259	
2	OS-LARGP40-30				820 g	5902801335686	
3	OS-LARGP80-30				1120 g	5902801335990	
4	OS-LARGP40G-30				990 g	5902801336232	
5	OS-LARGP36G-30	-	54		schuko x4	830 g	5902801337055
6	OS-LARGP40P-30*	max 15 W	44		-	1005 g	5902801336997



OPRAWA OGRODOWA **MARINA**
Garden luminaire



		W				
1	OS-MARINAP3-00	max 20 W	aluminium + PC, aluminium + PC	czarny, black	750 g	5902801205804
2	OS-MARINADA-00					5902801205583
3	OS-MARINAUA-00					5902801205637
4	OS-MARINAP-00					5902801205798
5	OS-TMG30CM-00	-	aluminium, aluminium		200 g	5902801224645
6	OS-MARINAH-00	max 20 W	aluminium + szkło, aluminium + glass		750 g	5902801205743



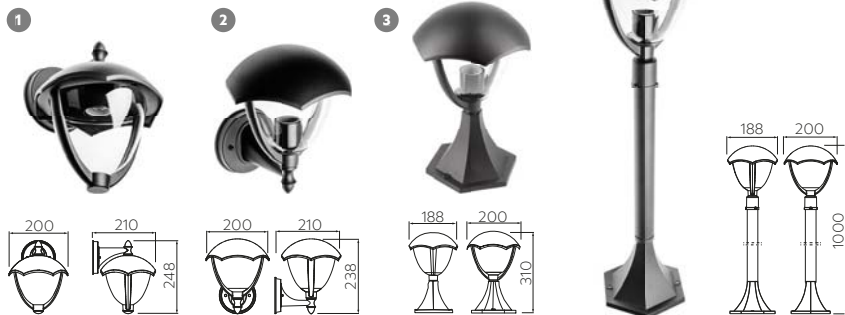
▶ **OPRAWA OGRODOWA GRANDE**

Garden fitting



WARRANTY

E27



	📁	⚡	📦	🚫	🔩	📊
1	OS-GRA0DA-00	max 60 W	aluminium + PC	czarny, black	627 g	5901867199133
2	OS-GRA0UA-00				1020 g	5901867199119
3	OS-GRA31P-00				540 g	5902801337390
4	OS-GRA00P-00				627 g	5901867199157

▶ **OPRAWA OGRODOWA TORO**

Garden fitting



WARRANTY

E27



	📁	⚡	📦	🚫	🔩	📊
1	OS-TOROAU-00	max 15 W	aluminium + PC, aluminum + PC	czarny, black	540 g	5902801337048
2	OS-TORP50-00				700 g	5902801337000
3	OS-TORP80-00				870 g	5902801337116

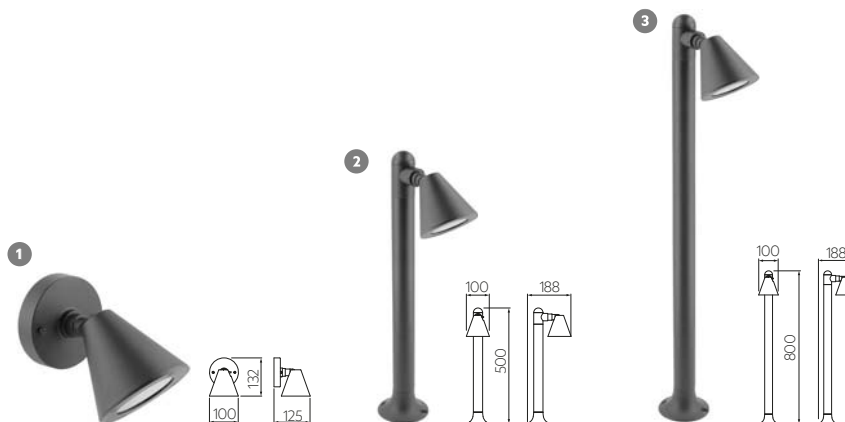
▶ **OPRAWA OGRODOWA LUSTINO**

Garden luminaire



WARRANTY

GU10



	📁	⚡	📦	📊
1	OS-USTI0UD-30	max 20 W	aluminium, aluminium	5902801335327
2	OS-USTIP40-30			5902801335273
3	OS-USTIP80-30			5902801335396

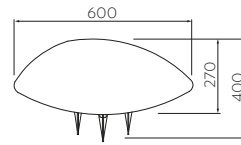
NEW

OPRAWA OGRODOWA **MARMO**

Garden luminaire



WARRANTY E27



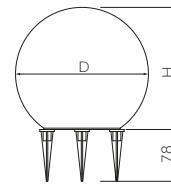
OS-MARMOX60-00	max 2 x 20 W	PE	3400 g	5902801438653

OPRAWA OGRODOWA **MARMO**

Garden luminaire



WARRANTY E27



	D	H
OS-MARMO25-00	ø250	230
OS-MARMO28-00	ø280	250
OS-MARMO38-00	ø380	350

*mm

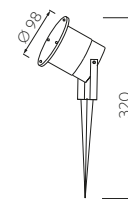
OS-MARMO25-00	max 35 W	PE	812 g	5902801211294
OS-MARMO28-00			950 g	5902801224706
OS-MARMO38-00			1700 g	5902801224683

OPRAWA OGRODOWA **DIEGO**

Garden luminaire



WARRANTY GU10



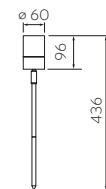
OS-DIEGOGU10-20	max 35 W	aluminium, aluminium	czarny, black	330 g	5901867185716
OS-DIEGOGU10-80			szary, grey		5902801256493

OPRAWA OGRODOWA **GRAZIE**

Garden luminaire



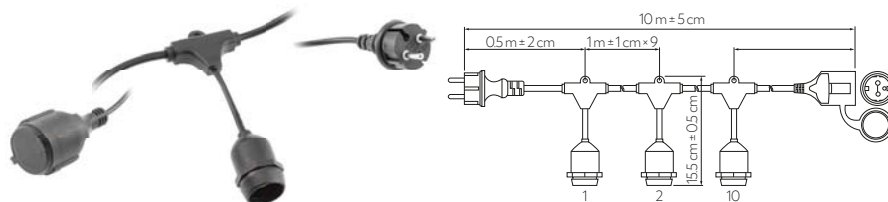
WARRANTY GU10 POWER CORD



OS-GRAZIEGU10-20	max 20 W	aluminium, aluminium	czarny, black	5902801335181
OS-GRAZIEGU10-01			inox, inox	5902801335419

OPRAWA OGRODOWA **GIRLANDA**

Festoon Harness



		LN				
AE-GIR10-10	max. 10 x 10 W	max 6	tworzywo, plastic	czarny, black	1360 g	5902801337017

OPRAWA WBUDOWANA PODŁOGOWA **ALFA MINI**

Recessed floor light fixture



ON-ALFAOGU10-06-MINI	max 10 W	pierścień - stal nierdzewna; obudowa - aluminium, ring - stainless steel; enclosure - aluminium	370 g	5901867119889
ON-ALFAKGU10-06-MINI				5901867119896

OPRAWA DOGRUNTOWA **ALFA**

In-ground light fixture



ON-ALFAOGU10-06	max 50 W	pierścień - stal nierdzewna, korpus - aluminium, puszka montażowa - PC, ring - stainless steel, body - aluminium, assembly box - PC	500 g	5901867109934
ON-ALFAKGU10-06			700 g	5901867109958

POKRYWKA JEDNOKIERUNKOWA I DWUKIERUNKOWA DO OPRAWY DOGRUNTOWEJ **ALFA-O**

Unidirectional & bidirectional diffuser shroud for in-ground light fixtures



		INFO		
ON-ALFAO-C1W	ON-ALFAOGU10-06 ON-ALFAKGU10-06	pokrywka jednokierunkowa, unidirectional diffuser shroud	stal nierdzewna, stainless steel	5901867122360
ON-ALFAO-C2W		pokrywka dwukierunkowa, bidirectional diffuser shroud		5901867122384

OPRAWA DOGRUNTOWA **BETA**

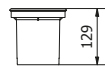
In-ground light fixture



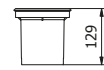
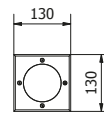
GU10



ON-BETAOGU10RK-06



ON-BETAKGU10RK-06



Folder	W	Box	Weight	Barcode
ON-BETAOGU10RK-06	max 50 W	pierścień - stal nierdzewna, korpus - aluminium, puszka montażowa - PC, ring - stainless steel, body - aluminum, assembly box - PC	1070 g	5902801335341
ON-BETAKGU10RK-06			1210 g	5902801335488



OPRAWA ELEWACYJNA Z CZUJNIKIEM ZMIERZCHOWYM **MACARI**

LED facade fixture with dusk sensor



WARRANTY DUSK SENSOR



Zestaw liter i cyfr w komplecie.
Set of letters and numbers included

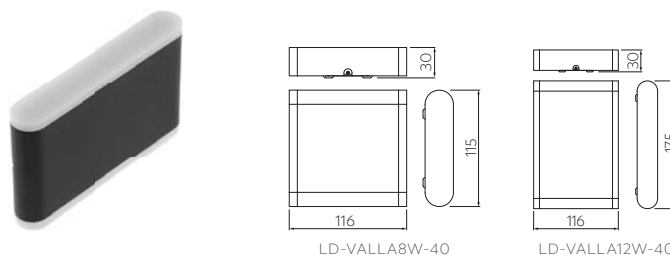
LD-MCR12W-NB	12 W	4000 K	950 lm	PC	biała, white	680 g	5902801294143

OPRAWA ELEWACYJNA **VALLA**

Facade fixture



WARRANTY DOUBLE-SIDED LIGHTING




LD-VALLA8W-40	8 W	aluminium + szkło, aluminium + glass	czarny, black	359 g	5902801205613
LD-VALLA12W-40	12 W			555 g	5902801203299

OPRAWA ELEWACYJNA **MISSOURI**

Facade fixture



WARRANTY DOUBLE-SIDED LIGHTING




LD-MISS7WOC-NB	7 W	540 lm	aluminium, aluminium	czarny, black	600 g	5902801239434
LD-MISS7WOS-NB				szary, grey		5902801316821

OPRAWA ELEWACYJNA **MISSOURI**

Facade fixture



WARRANTY DOUBLE-SIDED LIGHTING



LD-MISS7WKC-NB	7 W	540 lm	aluminium, aluminium	czarny, black	600 g	5902801239441
LD-MISS7WKS-NB				szary, grey		5902801316807

NEW

OPRAWA ELEWACYJNA **CANTI II**
Facade fixture



WARRANTY




LD-CANTI12WOK-10	12 W	1000 lm	PC	czarny, black	510 g	5902801438776
LD-CANTI12WOK-15				szary, gray		5902801438684

OPRAWA ELEWACYJNA **CANTI II**
Facade fixture

NEW



WARRANTY



LD-CANTI12WKW-10	12 W	1000 lm	PC	czarny, black	600 g	5902801438776
LD-CANTI12WKW-15				szary, gray		5902801438684

OPRAWA ELEWACYJNA **TERRO**
Facade fixture

NEW



WARRANTY



LD-TER10WB-10	10 W	4000 K	1000 lm	PC	czarny, black	400 g	5902801493515
---------------	------	--------	---------	----	---------------	-------	---------------

OPRAWA ELEWACYJNA **TERRO**
Facade fixture

NEW



WARRANTY

MOTION SENSOR



LD-TER10WBPIR-10	10 W	4000 K	1000 lm	PC	czarny, black	500 g	5902801434525
------------------	------	--------	---------	----	---------------	-------	---------------

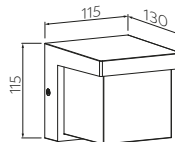
OPRAWA ELEWACYJNA **TROPEA**

Facade fixture

NEW



WARRANTY



LD-TRO10WB-10	10 W	4000 K	1000 lm	czarny, black aluminium aluminum	375 g	5902801493591

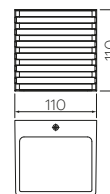
OPRAWA ELEWACYJNA **SIROLO**

Facade fixture

NEW



WARRANTY



LD-SIRO10WB-10	10 W	4000 K	1000 lm	aluminium	500 g	5902801431500
LD-SIRO10WG-30				aluminium + aluminium		

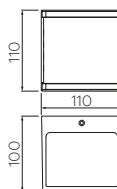
OPRAWA ELEWACYJNA **NARIN**

Facade fixture

NEW



WARRANTY



LD-NAR10WB-10	10 W	4000 K	1000 lm	aluminium + PC, aluminum + PC	500 g	5902801431548

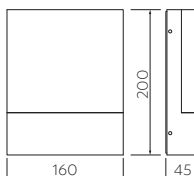
OPRAWA ELEWACYJNA **SARO**

Facade fixture

NEW



WARRANTY



LD-SARO9WB-10	9 W	4000 K	900 lm	tworzywo sztuczne + PC, plastic + PC	900 g	5902801431586

OPRAWA ELEWACYJNA **PARIS**

Facade fixture



WARRANTY



LD-PAR10W40BC-00	10 W	PC	biały, white	450 g	5902801234262
LD-PAR10W40BC-10			czarny, black		5902801226106

OPRAWA ELEWACYJNA **PARIS**

Facade fixture



WARRANTY



MOTION SENSOR



LD-PAR10W40-00	10 W	PC	biały, white	450 g	5902801282065
LD-PAR10W40-10			czarny, black		5902801282072

OPRAWA ELEWACYJNA **NICEA**

Facade fixture



WARRANTY



MOTION SENSOR



DUSK SENSOR



LD-NIC20W-DIM-40	20 W	1900 lm	PC	biały, white	350 g	5902801496936
LD-NIC20W-DIM-00				czarny, black		

NEW

OPRAWA ELEWACYJNA **ESO**

Factade fixture



WARRANTY



E27



Zestaw liter i cyfr w komplecie.
Set of letters and numbers included

OS-ESOE2711-80	max 11 W	PC	inox, inox	600 g	5902801227363
OS-ESOE2711-20			czarny, black		5902801227318

OPRAWA ELEWACYJNA **VENTANA**

Facade fixture

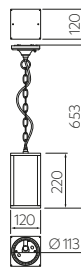


WARRANTY

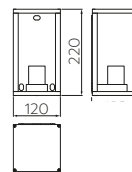
E27



OS-VENTANAH-00



OS-VENTANAUA-00



OS-VENTANAH-00	max 20 W	aluminium + szkło, aluminium + glass	czarny, black	1312g	5902801225055
OS-VENTANAUA-00				1140g	5902801282423

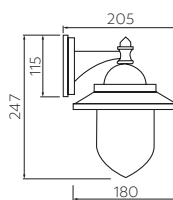
OPRAWA ELEWACYJNA **TOSKANA**

Facade fixture



WARRANTY

E27



OS-TOS0DA-00	max 60 W	aluminium + PC, aluminium + PC	czarny, black	627 g	5901867199171
OS-TOS0DA-80			szary, grey		5902801456718

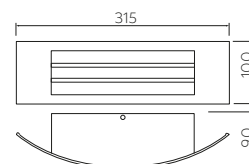
OPRAWA ELEWACYJNA **ASTRIT**

Facade fixture



WARRANTY

E27



OS-ASTRITE27-20	max 14 W	tworzywo, plastic	czarny, black	450 g	5901867190826
OS-ASTRITE27-80			szary, grey		5901867190802

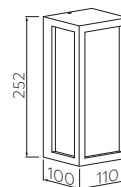
OPRAWA ELEWACYJNA **VASTI**

Facade fixture



WARRANTY

E27



NEW



OS-VASE27B-10	max 12 W	aluminium + PC, aluminium + PC	czarny, black	900 g	5902801431678
OS-VASE27G-30			szary, grey		5902801431883

NEW

OPRAWA ELEWACYJNA **LEO**
Facade fixture



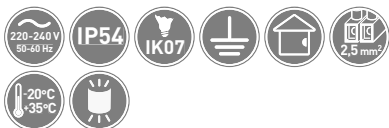
Folder	W	Material	Color	Weight	Barcode
OS-LEOE27B-10	max 18 W	aluminium + PC, aluminum + PC	czarny, black	900 g	5902801493546
OS-LEOE27G-30			szary, grey		5902801493577

OPRAWA ELEWACYJNA **NESSA**
Facade fixture



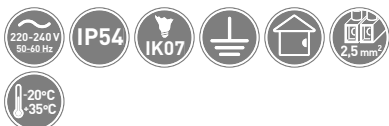
Folder	W	Material	Color	INFO	Weight	Barcode
LD-NESSAGU10J-80	max 50 W	stop aluminium + szkło hartowane, aluminium alloy + tempered glass	szary, grey	jednokierunkowa, unidirectional	850 g	5901867122230
LD-NESSAGU10J-20			czarny, black			5901867122254

OPRAWA ELEWACYJNA **NESSA**
Facade fixture



Folder	W	Material	Color	INFO	Weight	Barcode
LD-NESSAGU10D-80	max 2 x 50 W	stop aluminium + szkło hartowane, aluminium alloy + tempered glass	szary, grey	dwukierunkowa, bidirectional	1100 g	5901867122193
LD-NESSAGU10D-20			czarny, black			5901867122216

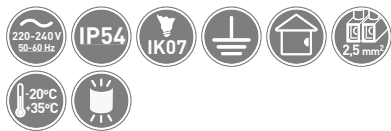
OPRAWA ELEWACYJNA **SILVA**
Facade fixture



Folder	W	Material	Color	INFO	Weight	Barcode
LD-SILVAGU10J-80	max 50 W	stop aluminium + szkło hartowane, aluminium alloy + tempered glass	szary, grey	jednokierunkowa, unidirectional	800 g	5901867122117
LD-SILVAGU10J-20			czarny, black			5901867122131

▶ OPRAWA ELEWACYJNA **SILVA**

Facade fixture



	W		INFO		
LD-SILVAGU10D-80	max 2 x 50 W	stop aluminium + szkło hartowane, aluminium alloy + tempered glass	szary, grey	dwukierunkowa, bidirectional	1100 g
LD-SILVAGU10D-20			czarny, black		
					5901867122179

▶ OPRAWA ELEWACYJNA **TIAGO**

Facade fixture



	W				
LD-TIAGOGU10J-20KW	max 35 W	stop aluminium + szkło hartowane, aluminium alloy + tempered glass	czarny, black	275 g	5902801211102
LD-TIAGOGU10J-01KW			inox, inox		5902801203305

▶ OPRAWA ELEWACYJNA **TIAGO**

Facade fixture



	W				
LD-TIAGOGU10D-20KW	2 x max 35 W	stop aluminium + szkło hartowane, aluminium alloy + tempered glass	czarny, black	668 g	5902801212352
LD-TIAGOGU10D-01KW			inox, inox		5902801203329

▶ OPRAWA ELEWACYJNA **TIAGO**

Facade fixture



360°



	W		INFO		
LD-TIAGOGU10J-20	1 x max 35 W	stop aluminium + szkło hartowane, aluminium alloy + tempered glass	czarny, black	jednokierunkowa, unidirectional	300 g
LD-TIAGOGU10J-01			inox, inox		
					5902801255984

360°



OPRAWA ELEWACYJNA **TIAGO**
Facade fixture



WARRANTY GU10 DOUBLE-SIDED LIGHTING

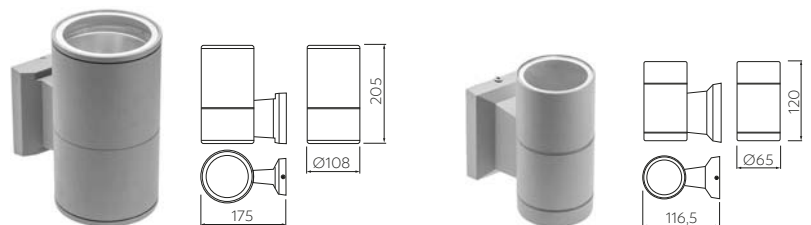
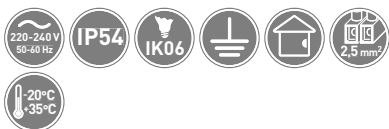


	W		INFO		
LD-TIAGOGU10D-20	2 x max 35 W	stop aluminium + szkło hartowane, aluminium alloy + tempered glass	czarny, black, inox, inox	dwukierunkowa, bidirectional	470 g
LD-TIAGOGU10D-01					
					5902801256042

OPRAWA ELEWACYJNA **BALEO**
Facade fixture



WARRANTY GU10 E27



LD-BALE27-00

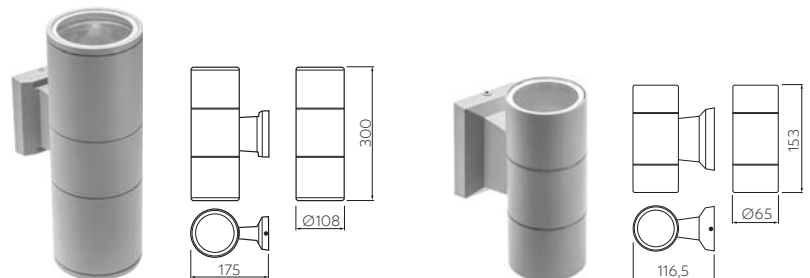
LD-BALGU10-0S

	W		INFO				
LD-BALGU10-0S	1 x max 10 W	GU10	stop aluminium + szkło hartowane, aluminium alloy + tempered glass	szary, grey	jednokierunkowa, unidirectional	300 g	5901867136879
LD-BALE27-00	1 x max 40 W	E27				600 g	5901867136916

OPRAWA ELEWACYJNA **BALEO**
Facade fixture



WARRANTY GU10 E27 DOUBLE-SIDED LIGHTING



LD-BA2E27-00

LD-BA2GU10-0M

	W		INFO				
LD-BA2E27-00	2 x max 40 W	E27	stop aluminium + szkło hartowane, aluminium alloy + tempered glass	szary, grey	dwukierunkowa, bidirectional	900 g	5901867136930
LD-BA2GU10-0M	2 x max 10 W	GU10				400 g	5901867136893

BRAVOS

naświetlacz solarny
solar floodlight





WARRANTY



IP 65



Baterie litowo-jonowe o pojemnościach
od 6000mAh do 21000mAh
lithium-ion batteries with capacity
from 6000mAh to 21000mAh



obsługa pilotem
remote control
operation



osobny polikrystaliczny
panel solarny
separate polycrystalline
solar panel



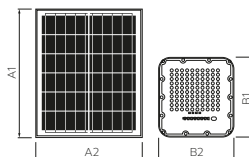
▶ NAŚWIETLACZ SOLARNY **BRAVOS**

Solar floodlight

NEW



WARRANTY DUSK SENSOR



	A1	A2	B1	B2
LD-BRAVOS50W-64	350	235	187	180
LD-BRAVOS100W-64	350	290	217	205
LD-BRAVOS150W-64	350	350	235	235
LD-BRAVOS200W-64	450	350	280	262

*mm



	LED	Solar	Battery	Weight	Barcode
LD-BRAVOS50W-64	50 W	500 lm	6000 mAh	1460 g	5902801451201
LD-BRAVOS100W-64	100 W	1000 lm	10500 mAh	1780 g	5902801455421
LD-BRAVOS150W-64	150 W	1500 lm	15000 mAh	2260 g	5902801454882
LD-BRAVOS200W-64	200 W	2000 lm	21000 mAh	3010 g	5902801491849

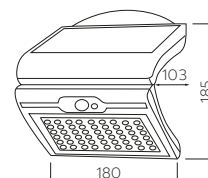
▶ NAŚWIETLACZ SOLARNY Z CZUJNIKIEM RUCHU **RAMOS**

Solar floodlight with a motion sensor

NEW



WARRANTY MOTION SENSOR DUSK SENSOR



	LED	Solar	Battery	Material	Weight	Barcode
LD-RAMOS50W-CW-00	50 W	300 lm	1800 mAh	ABS / PC	470 g	5902801465789
LD-RAMOS50W-CW-10						5902801465949

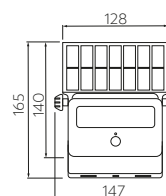
▶ NAŚWIETLACZ LED Z CZUJNIKIEM RUCHU **LUMOS**

LED floodlight with a motion sensor

NEW



WARRANTY MOTION SENSOR DUSK SENSOR



	LED	Solar	Battery	Material	Weight	Barcode
LD-LUMOS10W-64	10 W	850 lm	2600 mAh	ABS / PC	280 g	5902801455537







SYSTEMY SZYNOWE TRACK SYSTEMS

1-FAZOWY 1-PHASE	180
3-FAZOWY 3-PHASE	183



▶ REFLEKTOR DO SZYNOPRZEWODU 1-FAZOWEGO **ORIO**

Track light for 1-phase rail



XLT-ORI-GU10-00	max 20 W	czarny, black	aluminium, aluminium	230 g	5902801391217
XLT-ORI-GU10-10		biały, white			5902801391231

▶ REFLEKTOR DO SZYNOPRZEWODU 1-FAZOWEGO **SOLIS**

Track light for 1-phase rail

NEW



XLT-SOL-GU10-00	max 50 W	biały, white	aluminium, aluminium	132 g	5902801435294
XLT-SOL-GU10-10		czarny, black			5902801435331

▶ ZESTAW OPRAW **TRAX BIS**

Fixture kit



XLT-Z3OP20SZ1B-10	max 20 W	czarny, black	aluminium, aluminium	1280 g	5902801345340
XLT-Z3OP20SZ1B-00		biały, white			5902801345357

▶ REFLEKTOR DO SZYNOPRZEWODU 1-FAZOWEGO **ADO**

Track light for 1-phase rail



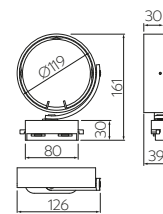
XLT-ADOGU10-00	max 20 W	biały, white	aluminium, aluminium	230 g	5902801336508
XLT-ADOGU10-10		czarny, black			5902801336348

REFLEKTOR DO SZYNOPRZEWODU 1-FAZOWEGO **ETNA**

Track light for 1-phase rail



WARRANTY GU10 ES111 SYSTEM



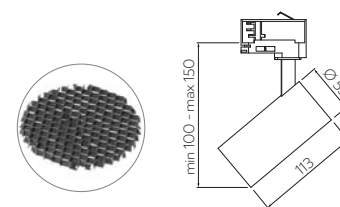

XLT-ETNAES111-00	max 20 W	biały, white	aluminium, aluminium	230 g	5902801336409
XLT-ETNAES111-10		czarny, black			5902801336577

REFLEKTOR DO SZYNOPRZEWODU 1-FAZOWEGO **LIMA**

Track light for 1-phase rail



WARRANTY GU10 SYSTEM



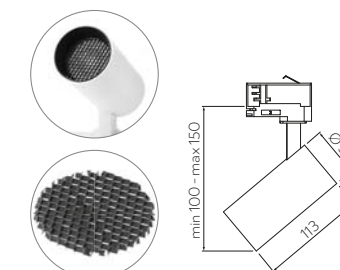
XLT-LMAGU10KB-NB	max 20 W	biały, white	aluminium, aluminium	290 g	5902801383144
XLT-LMAGU10KC-NB		czarny, black			5902801383182

REFLEKTOR DO SZYNOPRZEWODU 1-FAZOWEGO **LIMA**

Track light for 1-phase rail



WARRANTY GU10 SYSTEM



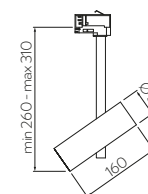
XLT-LMAGU10OB-NB	max 20 W	biały, white	aluminium, aluminium	230 g	5902801382765
XLT-LMAGU10OC-NB		czarny, black			5902801383106

REFLEKTOR DO SZYNOPRZEWODU 1-FAZOWEGO **GROSSO**

Track light for 1-phase rail



WARRANTY GU10 SYSTEM



XLT-GRSGU10KB-NB	max 20 W	biały, white	aluminium, aluminium	380 g	5902801383212
XLT-GRSGU10KC-NB		czarny, black			5902801383236

REFLEKTOR DO SZYNOPRZEWODU 1-FAZOWEGO **GROSSO**

Track light for 1-phase rail



XLT-GRSGU10OB-NB	max 20 W	biały, white	aluminium, aluminium	450 g	5902801383274
XLT-GRSGU10OC-NB		czarny, black			5902801383298

OPRAWA DO SZYNOPRZEWODU 1-FAZOWEGO **SOLIS**

Track light for 1-phase rail

NEW



XLT-SOL2-GU10-00	max 50 W	biały, white	aluminium, aluminium	320 g	5902801435249
XLT-SOL2-GU10-10		czarny, black			5902801435041

SZYNOPRZEWÓD 1-FAZOWY

1-phase track



1	XLT-1FAC67-10	2 m	biały, white	aluminium, aluminium	700 g	5902801320323
2	XLT-1FAC21A-10	1 m			350 g	5902801320842
3	XLT-1FAC66-00	2 m	czarny, black	aluminium, aluminium	700 g	5902801320569
4	XLT-1FAC13A-00	1 m			350 g	5902801320828



5	XLT-1FAC24A-10	czarny, black	40 g	5902801321498
6	XLT-1FAC34-10		60 g	5902801321511
7	XLT-1FAC79-10	czarny, black	60 g	5902801321344
8	XLT-1FAC69-10		60 g	5902801321337
9	XLT-1FAC71-10	biały, white	40 g	5902801321399
10	XLT-1FAC19-00		40 g	5902801321597
11	XLT-1FAC33-00	biały, white	60 g	5902801321481
12	XLT-1FAC78-00		60 g	5902801321504
13	XLT-1FAC68-00	biały, white	60 g	5902801321405
14	XLT-1FAC70-00		40 g	5902801321375



REFLEKTOR DO SZYNOPRZEWODU 3-FAZOWEGO **LIMA**

Track light for 3-phase rail



WARRANTY GU10 SYSTEM



XLD-LMAGU10OB-NB	max 20 W	biały, white	aluminium, aluminium	230 g	5902801322280
XLD-LMAGU10OC-NB		czarny, black			5902801322419

REFLEKTOR DO SZYNOPRZEWODU 3-FAZOWEGO

Track light for 3-phase rail



WARRANTY GU10 SYSTEM



XLD-LMAGU10KB-NB	max 20 W	biały, white	aluminium, aluminium	340 g	5902801322501
XLD-LMAGU10KC-NB		czarny, black			5902801322150

REFLEKTOR DO SZYNOPRZEWODU 3-FAZOWEGO

Track light for 3-phase rail



WARRANTY GU10 SYSTEM



XLD-GRSGU10OB-NB	max 20 W	biały, white	aluminium, aluminium	430 g	5902801356469
XLD-GRSGU10OC-NB		czarny, black			5902801356520

REFLEKTOR DO SZYNOPRZEWODU 3-FAZOWEGO

Track light for 3-phase rail



WARRANTY GU10 SYSTEM

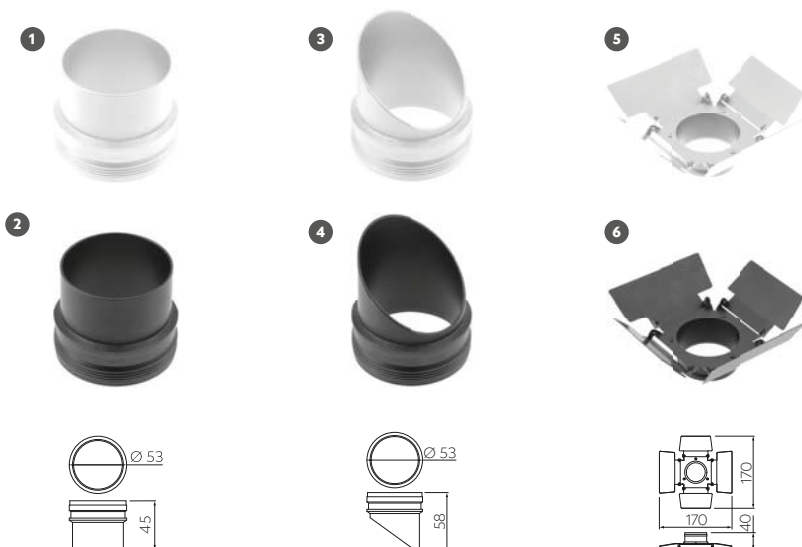


XLD-GRSGU10KB-NB	max 20 W	biały, white	aluminium, aluminium	430 g	5902801356452
XLD-GRSGU10KC-NB		czarny, black			5902801356483

► **KOŃCÓWKA DO OPRAWY NA SZYNOPRZEWÓD LIMA I GROSSO**
Luminaire cap for LIMA and GROSSO busbars



WARRANTY



	📁	🌿	📦	🏺	📊
1	XLD-LKSWLGAB-00	biały, white	aluminium, aluminium	100 g	5902801357732
2	XLD-LKSWLGAC-00	czarny, black			5902801357800
3	XLD-LKSWLGGB-00	biały, white			5902801357794
4	XLD-LKSWLGBC-00	czarny, black			5902801357831
5	XLD-LKSWLGCB-00	biały, white			5902801357848
6	XLD-LKSWLGCC-00	czarny, black			5902801357879

► **REFLEKTOR DO SZYNOPRZEWODU 3-FAZOWEGO SIERRA**

Track light for 3-phase rail



WARRANTY SYSTEM



	📁	⚡	🌿	📦	LxWxH mm	🏺	📊
XLD-SRA08WB-NB		8 W	biały, white	aluminium, aluminium	174 x 84 x 34	480 g	5902801357473
XLD-SRA08WC-NB			czarny, black				5902801357558

► **REFLEKTOR DO SZYNOPRZEWODU 3-FAZOWEGO SIERRA**

Track light for 3-phase rail



WARRANTY SYSTEM



	📁	⚡	🌿	📦	LxWxH mm	🏺	📊
XLD-SRA18WB-NB		18 W	biały, white	aluminium, aluminium	177 x 163 x 34	840 g	5902801357596
XLD-SRA18WC-NB			czarny, black				5902801357619

REFLEKTOR DO SZYNOPRZEWODU 3-FAZOWEGO **T-LINE**
Track light for 3-phase rail



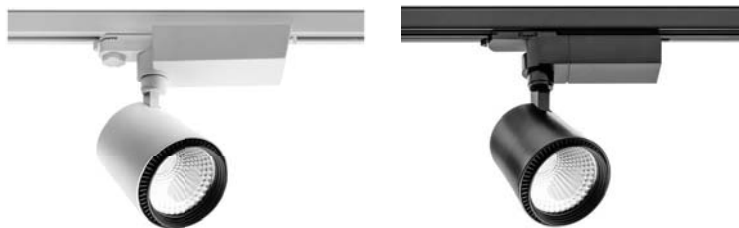
	L	D	H _{min}	H _{max}
TLD-12W38LN-NB0	155	ø55	130	210
TLD-12W38LN-NB1				
TLD-20W38LN-NB0	185	ø66	145	230
TLD-20W38LN-NB1				
TLD-30W38LN-NB0	220	ø77	153	270
TLD-30W38LN-NB1				

*mm



Model	Power (W)	Color Temperature (K)	Beam Angle (°)	Light Output (lm)	Color	Material	Weight (g)	Barcode
TLD-12W38LN-NB0	12 W	4000 K	PF>0,5	1100 lm	biały, white	aluminium, aluminium	370 g	5902801278563
TLD-12W38LN-NB1					czarny, black			5902801278570
TLD-20W38LN-NB0	20 W	4000 K	PF>0,9	1800 lm	biały, white	aluminium, aluminium	560 g	5902801278495
TLD-20W38LN-NB1					czarny, black			5902801278631
TLD-30W38LN-NB0	30 W	4000 K	PF>0,9	2700 lm	biały, white	aluminium, aluminium	710 g	5902801278594
TLD-30W38LN-NB1					czarny, black			5902801278617

REFLEKTOR DO SZYNOPRZEWODU 3-FAZOWEGO **X-LINE**
Track light for 3-phase rail



Power (W)	Beam Angle (°)	Dimensions (mm)
55 W	24°	190 x 205
30 W	24°	240 x 270
40 W	24°	240 x 270

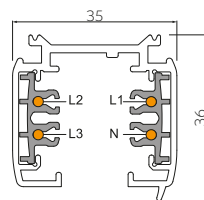


Model	Power (W)	Color Temperature (K)	Beam Angle (°)	Light Output (lm)	Color	Weight (kg)	Barcode
XLD-1524XLN-NB0	15 W	4000 K	1090 lm	biały, white	0,6 kg	5901867199829	
XLD-1560XLN-NB0				60°		5901867199843	
XLD-3024XLN-NB0	30 W	4000 K	2050 lm	biały, white	1,2 kg	5901867199881	
XLD-3024XLN-NB1				24°		5902801000089	
XLD-3060XLN-NB1				60°		5902801000102	
XLD-3060XLN-NB0				60°		5901867199904	
XLD-4024XLN-NB0	40 W	4000 K	3240 lm	biały, white	1,5 kg	5901867199942	
XLD-4060XLN-NB0				60°		5901867199966	

► SZYNOPRZEWÓD 3-FAZOWY
3-circuit track



WARRANTY

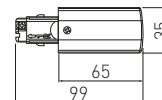


XTR-RA3FZ1B-00	biały, white	1 m	5901867193131
XTR-RA3FZ1C-10	czarny, black	1 m	5901867193155
XTR-RA3FZ2B-00	biały, white	2 m	5901867193162
XTR-RA3FZ2C-10	czarny, black	2 m	5901867193179

► KOŃCÓWKA ZASILAJĄCA
End cap power connector



WARRANTY

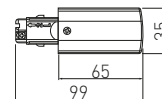


XAE-KZASPB-00	biały, white	5901867193339
XAE-KZASPC-10	czarny, black	5901867193322

► KOŃCÓWKA ZASILAJĄCA
End cap power connector



WARRANTY

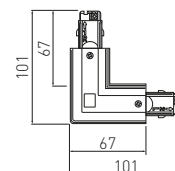
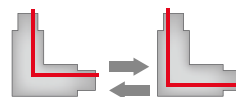


XAE-KZASLB-00	biały, white	5901867193308
XAE-KZASLC-10	czarny, black	5901867193315

► ŁĄCZNIK „L” REGULOWANY
"L"-shape power connector



WARRANTY

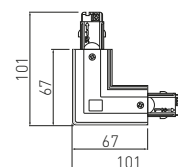


XAE-LKLRZWB-00	biały, white	5901867193544
XAE-LKLRZWC-10	czarny, black	5901867193551

▶ ŁĄCZNIK „L”
"L"-shape power connector



WARRANTY

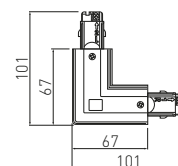


XAE-LKLLZB-00	biały, white	5901867193421
XAE-LKLLZC-10	czarny, black	5901867193438

▶ ŁĄCZNIK „L”
"L"-shape power connector



WARRANTY

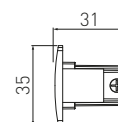


XAE-LKLPWB-00	biały, white	5901867193407
XAE-LKLPWC-10	czarny, black	5901867193414

▶ ZAKOŃCZENIE SZYNOPRZEWODU
End cap



WARRANTY

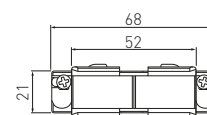


XAE-ZKUNCB-00	biały, white	5901867193346
XAE-ZKUNCC-10	czarny, black	5901867193353

▶ ŁĄCZNIK PROSTY
Power connector



WARRANTY

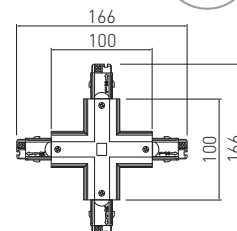



XAE-LKELB-00	biały, white	5901867193360
XAE-LKELC-10	czarny, black	5901867193377

▶ ŁĄCZNIK „X”
"X"-shape power connector



WARRANTY

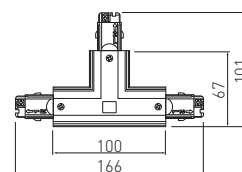
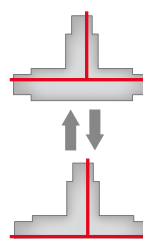


XAE-LKXUB-00	biały, white	5901867193445
XAE-LKXUC-10	czarny, black	5901867193452

▶ ŁĄCZNIK „T” REGULOWANY
"T"-shape power connector



WARRANTY

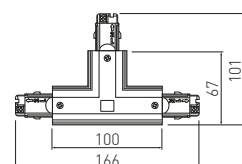


XAE-LKTRZWL-00	biały, white	5901867193582
XAE-LKTRZWL-10	czarny, black	5901867193599

▶ ŁĄCZNIK „T”
"T"-shape power connector



WARRANTY

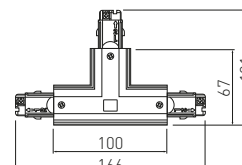


XAE-LKTWL-00	biały, white	5902801001307
XAE-LKTWL-10	czarny, black	5902801001314

▶ ŁĄCZNIK „T”
"T"-shape power connector



WARRANTY

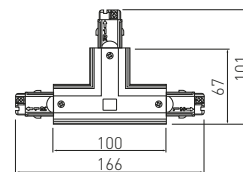
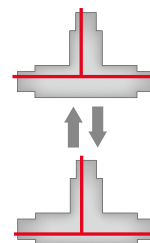


XAE-LKTZL-00	biały, white	5901867193483
XAE-LKTZL-10	czarny, black	5901867193490

▶ ŁĄCZNIK „T” REGULOWANY
"T"-shape power connector



WARRANTY

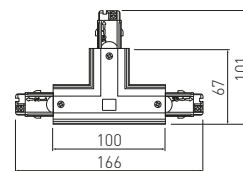


XAE-LKTRZWPB-00	biały, white	5901867193568
XAE-LKTRZWPC-10	czarny, black	5901867193575

▶ ŁĄCZNIK „T”
"T"-shape power connector



WARRANTY

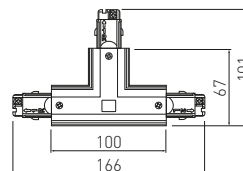
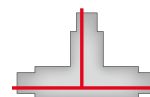


XAE-LKTWPB-00	biały, white	5902801001284
XAE-LKTWPC-10	czarny, black	5902801001291

▶ ŁĄCZNIK „T”
"T"-shape power connector



WARRANTY

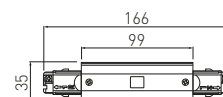


XAE-LKTZPB-00	biały, white	5901867193469
XAE-LKTZPC-10	czarny, black	5901867193476

▶ ŁĄCZNIK PROSTY
Power connector



WARRANTY



XAE-LELZB-00	biały, white	5901867193384
XAE-LELZC-10	czarny, black	5901867193391

▶ **ŁĄCZNIK REGULOWANY**
Adjustable power connector



WARRANTY




XAE-LKRUB-00	biały, white	5901867193520
XAE-LKRUC-10	czarny, black	5901867193537

▶ **ŁĄCZNIK ELASTYCZNY**
Flexible power connector



WARRANTY



XAE-LELUB-00	biały, white	5901867193506
XAE-LELUC-10	czarny, black	5901867193513

▶ **MOCOWANIE SUFITOWE**
Suspension kit



WARRANTY

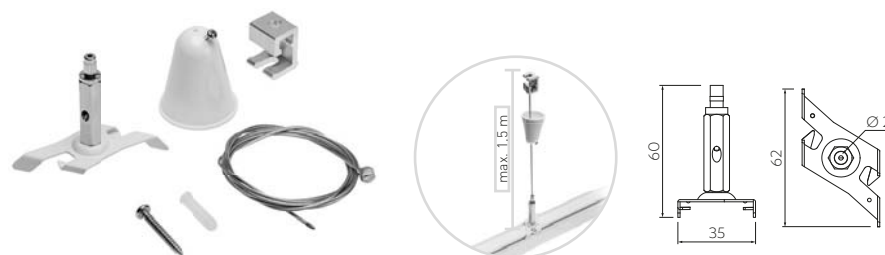


XAE-MSUNB-00	biały, white	5901867193766
XAE-MSUNC-10	czarny, black	5901867193773

▶ **ZESTAW MOCOWANIE SUFITOWE EASY CLICK Z LINKĄ**
Ceiling mount suspension kit with wire



WARRANTY




XAE-ZZWECLB-00	biały, white	5901867193605
XAE-ZZWECLC-10	czarny, black	5901867193612

▶ ZESTAW MOCOWANIE SUFITOWE 120 MM Z LINKĄ

Ceiling mount suspension kit with wire



WARRANTY



XAE-ZZWL120B-00	biały, white	5901867193667
XAE-ZZWL120C-10	czarny, black	5901867193674

▶ ŁĄCZNIK MECHANICZNY 182 MM

Suspension clamp for track connection



WARRANTY



XAE-LMIZB-00	biały, white	5901867193742
XAE-LMIZC-10	czarny, black	5901867193759

▶ MOCOWANIE SUFITOWE EASY CLICK T25

E-Z Click T25 ceiling mounting kit



WARRANTY



XAE-MSEZB-00	biały, white	5901867193629
XAE-MSEZC-10	czarny, black	5901867193636

▶ MOCOWANIE SUFITOWE 120 MM T25

Reinforced ceiling mounting kit



WARRANTY



XAE-MS120B-00	biały, white	5901867193704
XAE-MS120C-10	czarny, black	5901867193711

► **BAZA DO MONTAŻU NATYNKOWEGO**
Fixed monopint track adapter



WARRANTY

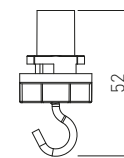


XAE-BNADB-00	biały, white	5901867193780
XAE-BNADC-10	czarny, black	5901867193797

► **HACZYK DO ZAWIESZENIA**
Suspension hook



WARRANTY

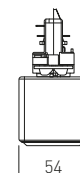
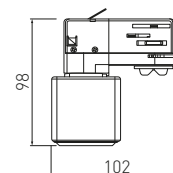


XAE-HMKB-00	biały, white	5901867193728
XAE-HMKC-10	czarny, black	5901867193735

► **GNIAZDO SCHUKO**
SCHUKO outlet

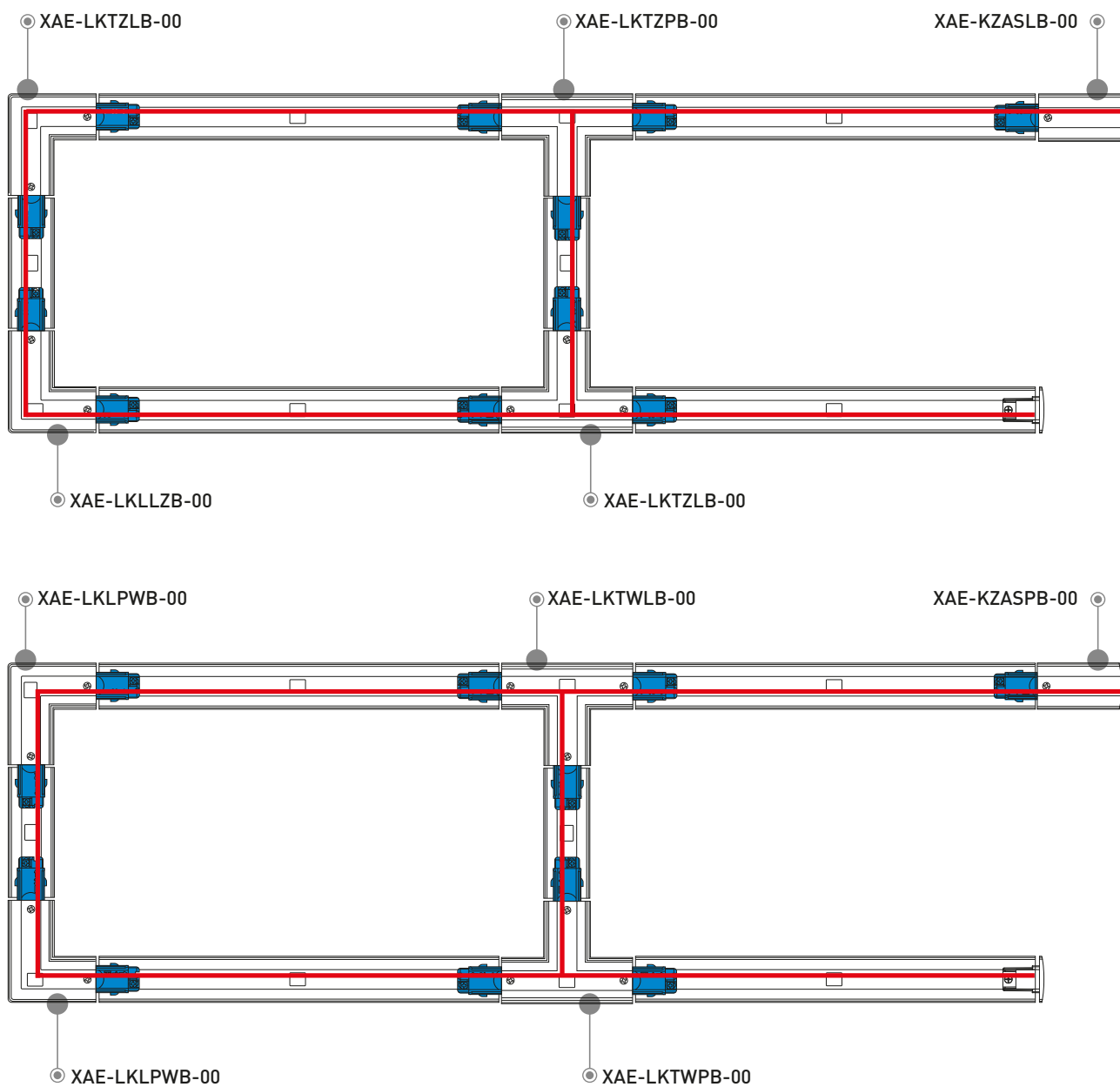


WARRANTY



XAE-GNSCH-00	biały, white	5901867193803

► SCHEMAT ŁĄCZENIA
Connection diagram

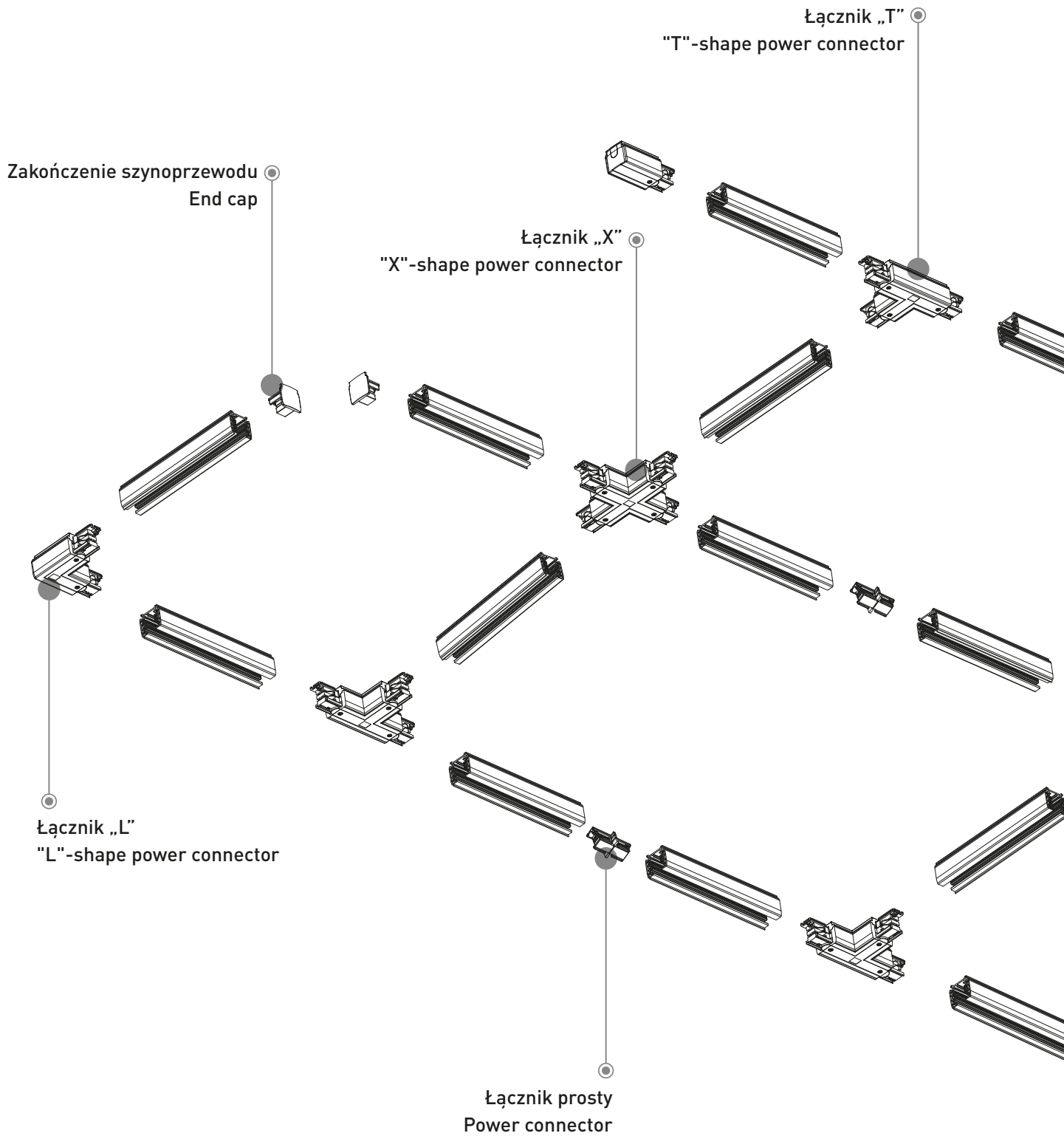


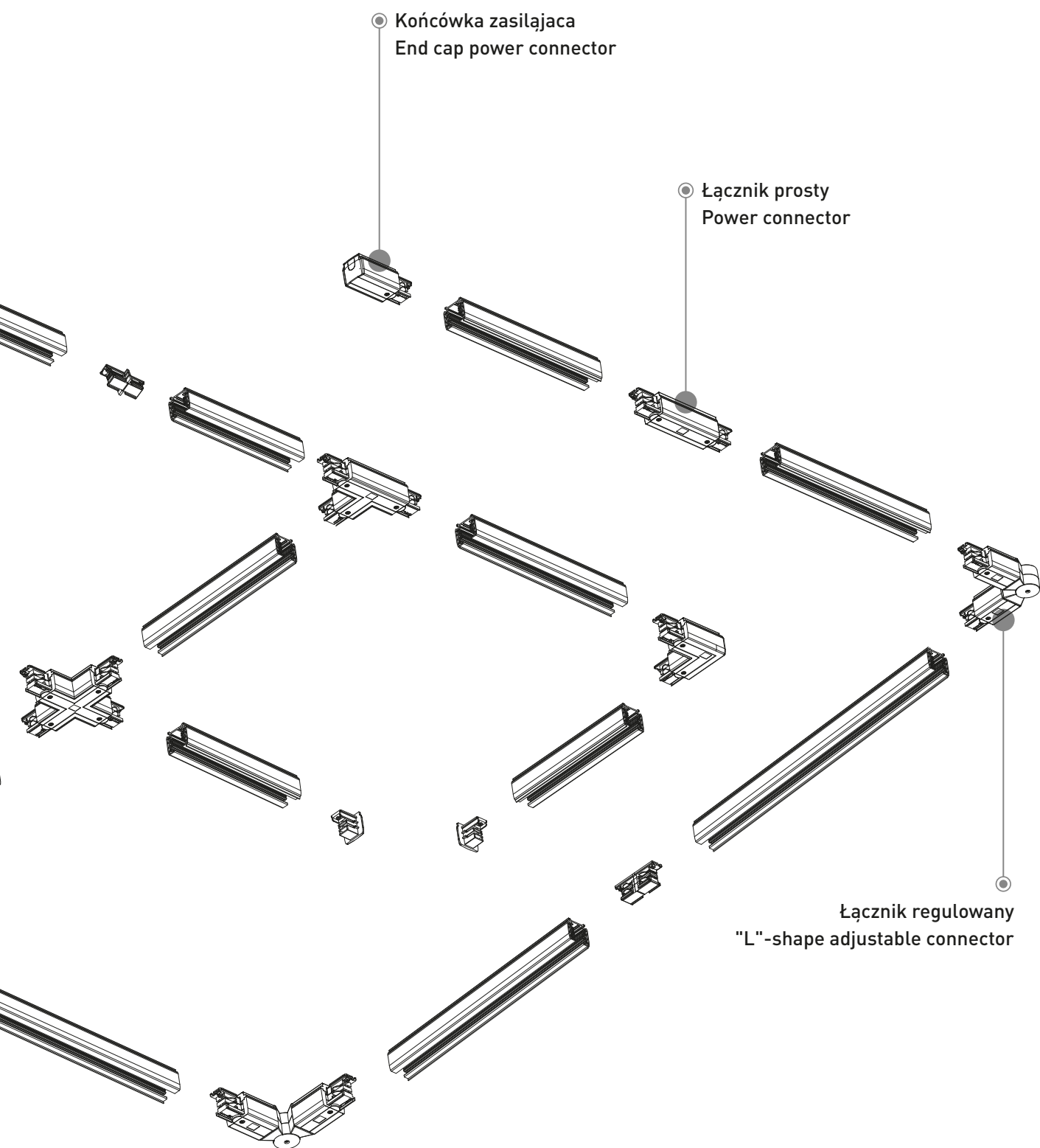
Szynoprzewód jest asymetryczny - przy doborze elementów należy zwrócić uwagę na ciągłość toru N.

Track is asymmetrical - while choosing the parts please make sure that the track N is continuous.

Na rysunkach, tor N jest zaznaczony czerwoną linią.

The track N is marked with a red line on drawing.





● Końcówka zasilająca
End cap power connector

● Łącznik prosty
Power connector


● Łącznik regulowany
"L"-shape adjustable connector









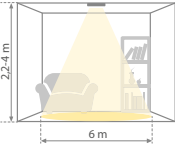
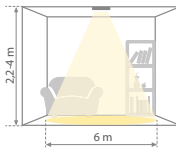
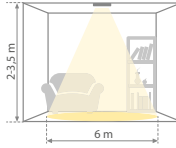
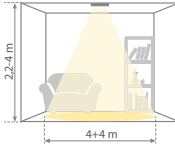
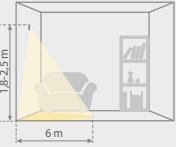
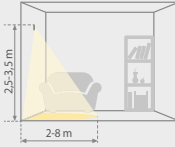
OSPRZĘT ELEKTRYCZNY

ELECTRICAL ACCESSORIES





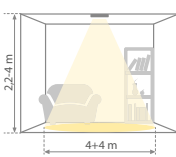
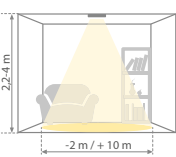
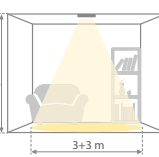
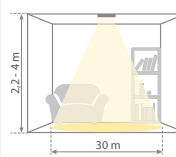
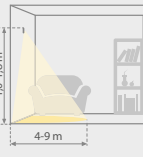
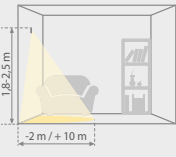
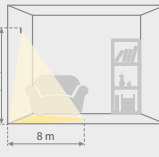
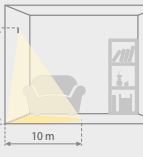
— CZUJNIKI RUCHU PIR PIR SENSORS	205
— CZUJNIKI RUCHU MIKROFALOWE MICROWAVE MOTION SENSORS	212
— CZUJNIKI ZMIERZCHOWE TWILIGHT SENSORS	215
— PRZEDŁUŻACZE EXTENSION CABLES	216
— PROGRAMATORY PROGRAMMERS	216
— OPRAWKI I PRZEJŚCIÓWKI FRAMES AND ADAPTERS	217
— ŁĄCZNIKI, ROZGAŁĘŻNIKI, GNIAZDA, WTYCZKI CONNECTORS, SPLITTERS, SOCKETS, PLUGS	218
— AKCESORIA ELEKTROINSTALACYJNE ELECTRICAL INSTALLATION ACCESSORIES	224



	CR-1	CR-2	CR-3	CR-3 MINI	CR-4
					
IP	IP44	IP44	IP20	IP20	IP20
max obciążenie żarowe max. load (incandescent lamp)	1200W	1200W	1200W	2000W	1200W
max. obciążenie LED max. load (LED lamp)	300W	300W	300W	1000W	300W
ZASIĘG (sufit) RANGE (ceiling)	-	-			-
wys montażu mounting height	-	-	2,2-4 m	2,2-4 m	-
zasięg range	-	-	6 m	6 m	-
ZASIĘG (ściana) RANGE (wall)			-	-	
wys montażu mounting height	1,8-2,5 m	1,8-2,5 m	-	-	1-1,8 m
zasięg range	10 m	8 m	-	-	9 m
podłączenie (2-3-4 żyły) connection (2-3-4 wires)	3	3	3	3	3
regulacja progu jasności brightness threshold adjustment	3-2000 lx	3-2000 lx	3-2000 lx	3-2000 lx	3-2000 lx
regulacja czasu świecenia po zaniku ruchu adjustment of lighting time after loss of motion	10 s ± 3 s/ 7min ± 2min	10 s ± 3 s/ 7min ± 2min	10 s ± 3 s/ 7min ± 2min	10 s ± 3 s/ 15min ± 2min	10 s ± 3 s / 7min ± 2min







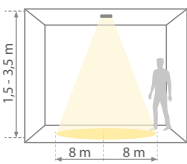
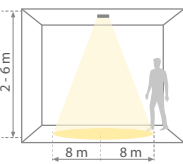
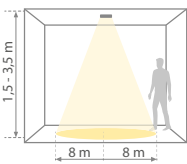
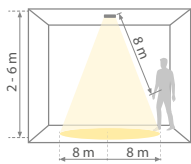
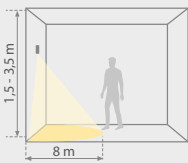
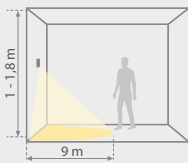
CR-5	CR-5 MINI	CR-6	CR-7	CR-8	CR-9
					
IP20	IP20	IP20	IP20	IP20	IP65
1200W	800W	60W	800W	400W	1200W
300W	400W	60W	400W	200W	300W
			-		-
2,2-4 m	2,2-4 m	2-3,5 m	-	2,2-4 m	-
6 m	6 m	6 m	-	4+4 m	-
-	-	-		-	
-	-	-	1,8-2,5 m	-	2,5-3,5 m
-	-	-	6 m	-	2-8 m
3	3	E27	3	4	3
3-2000 lx	3-2000 lx	3-2000 lx	10/2000lx	3-2000 lx	3-2000 lx
10 s ± 3 s / 15 min ± 2 min	10 s ± 3 s / 15 min ± 2 min	10 s ± 3 s / 5 min ± 1 min	5s + 30s + 1min + 3min + 5min + 8min	10 s ± 3 s / 7 min ± 2 min	10 s ± 3 s / 7 min ± 2 min

	CR-9 MINI	CR-11	CR-12	CR-13	CR-14
					
IP	IP65	IP44	IP65	IP44	IP20
max obciążenie żarowe max. load (incandescent lamp)	1200W	1200W	2000W	800W	300W
max. obciążenie LED max. load (LED lamp)	600W	300W	1000W	400W	150W
ZASIĘG (sufit) RANGE (ceiling)	-	-		-	-
wys montażu mounting height	-	-	2,2-4 m	-	-
zasięg range	-	-	4+4 m	-	-
ZASIĘG (ściana) RANGE (wall)			-		
wys montażu mounting height	1,8-2,5 m	1,8-2,5 m	-	1,8-2,5 m	1,0-1,8 m
zasięg range	-3 m / + 12 m	12 m	-	12 m	9 m
podłączenie (2-3-4 żyły) connection (2-3-4 wires)	3	3	4	3	2
regulacja progu jasności brightness threshold adjustment	3-2000 lx	3-2000 lx	3-2000 lx	3-2000 lx	3-2000 lx
regulacja czasu świecenia po zaniku ruchu adjustment of lighting time after loss of motion	10 s ± 3 s/ 15min ± 2min	10 s ± 3 s/ 7min ± 2min	10 s ± 3 s/ 30min ± 2min	10 s ± 3 s/ 15min ± 2min	10 s ± 3 s/ 7min ± 2min

CR-15	CR-16	CR-17	CR-18	CR-19	CR-20	CR-21
						
IP20	IP20	IP-65	IP20	IP44	IP20	IP20
800W	500W	800W	500W	2000W	500W	2000W
400W	200W	400W	200W	1000W	200W	1000W
	-				-	
2,2-4 m	-	2,2-4 m	2,2-4 m	2,2-6 m	2,2-6 m	2,2-4 m
4+4 m	-	-2 m / + 10 m	3+3 m	10+10 m	-	30 m + 10 m
-				-		-
-	1,0-1,8 m	1,8-2,5 m	1,8-2,5 m	-	1-1,8 m	-
-	4-9 m	-2 m / + 10 m	8 m	-	10 m	-
3	2	3	4	4	2	4
3-2000 lx	3-2000 lx	3-2000 lx	3-2000 lx	3-2000 lx	3-2000 lx	3-2000 lx
10 s ± 3 s/ 15 min ± 2 min	10 s ± 3 s/ 7 min ± 2 min	10 s ± 3 s/ 15 min ± 2 min	10 s ± 3 s/ 15 min ± 30 s	10 s ± 3 s/ 30 min ± 2 min	10 s ± 3 s/ 7 min ± 2 min	10 s ± 3 s/ 15 min ± 2 min



	CR-22	CR-23 PET	CO-1	CO-2	CO-3
IP	IP20	IP65	IP20	IP65	IP65
max obciążenie żarowe max. load (incandescent lamp)	1200W	12000W	2000W	2000W	1200W
max. obciążenie LED max. load (LED lamp)	600W	600W	1000W	1000W	600W
ZASIĘG (sufit) RANGE (ceiling)		-			
wys montażu mounting height	1,8-4 m	-	2,2-6 m	2,2-4 m	2,2-4 m
zasięg range	8 m	-	10+10 m	motion 10+10 m, presence 3+3 m	motion 24 m, presence 6 m
ZASIĘG (ściana) RANGE (wall)	-		-	-	
wys montażu mounting height	-	1,8-2 m	-	-	1,8-2,5 m
zasięg range	-	12 m	-	-	12 m
podłączenie (2-3-4 żyły) connection (2-3-4 wires)	3	3	3	4	3
regulacja progu jasności brightness threshold adjustment	3-2000 lx	3-2000 lx	3-2000 lx	3-2000 lx	0,1-2000 lx
regulacja czasu świecenia po zaniku ruchu adjustment of lighting time after loss of motion	10 s ± 3 s/ 3 min ± 2 min	10 s ± 3 s/ 15 min ± 2 min	10 s ± 3 s/ 30 min ± 2 min	10 s ± 3 s/ 30 min ± 2 min	10 s ± 3 s/ 15 min ± 2 min

CM-1	CM-3	CM-3 MINI	CM-4	CM-5	CM-6
					
IP44	IP20	IP20	IP20	IP20	IP40
1200 W	1200 W	2000 W	1200 W	1200 W	800 W
300 W	300 W	1000 W	300 W	300 W	400 W
-			-		
-	1,5-3,5 m	2-6 m	-	1,5-3,5 m	2-6 m
-	8 m (promień, radius)	8 m (promień, radius)	-	8 m (promień, radius)	8 m
	-	-		-	-
1,5-3,5 m	-	-	1,0-1,8 m	-	-
8 m	-	-	15 m	-	-
3	4	4	3	3	4
3-2000 lx	3-2000 lx	3-2000 lx	3-2000 lx	3-2000 lx	3-2000 lx
10 s ± 3 s / 12 min ± 1 min	10 s ± 3 s / 12 min ± 1 min	10 s ± 3 s / 12 min ± 1 min	10 s ± 3 s / 12 min ± 1 min	10 s ± 3 s / 12 min ± 1 min	10 s ± 3 s / 12 min ± 1 min

	CM-9	CM-15	SRC812	SRC812-MINI	SRC812-MINI2
					
IP	IP65	IP20	IP20	IP20	IP20
max obciążenie żarowe max. load (incandescent lamp)	1200 W	1200 W	1200 W	500 W	1200 W
max. obciążenie LED max. load (LED lamp)	300 W	300 W	300 W	200 W	300 W
ZASIĘG (sufit) RANGE (ceiling)	–				
wys montażu mounting height	–	1,5-3,5 m	1,5-3,5 m	1,5-3,5 m	2-8 m
zasięg range	–	8 m	8 m	8 m	8 m
ZASIĘG (ściana) RANGE (wall)		–	–	–	
wys montażu mounting height	1,5-3,5 m	–	–	–	1,5-3,5 m
zasięg range	15 m	–	–	–	15 m
podłączenie (2-3-4 żyły) connection (2-3-4 wires)	3	3	3	3	3
regulacja progu jasności brightness threshold adjustment	3-2000 lx	3-2000 lx	3-2000 lx	5 lx / 30 lx 150 lx / 2000 lx	3-2000 lx
regulacja czasu świecenia po zaniku ruchu adjustment of lighting time after loss of motion	10 s ± 3 s / 12 min ± 1 min	10 s ± 3 s / 12 min ± 1 min	10 s ± 3 s / 12 min ± 1 min	5 s / 30 s / 90 s 3 min / 5 min / 10 min	10 s ± 3 s / 12 min ± 1 min

► CZUJNIK RUCHU **CR-1**
Motion detector



CR-CR1000-10	tworzywo, plastic	czarny, black	160 g	5908231308184
CR-CR1000-00		biały, white		5908231308160

► CZUJNIK RUCHU **CR-2**
Motion detector



CR-CR2000-10	tworzywo, plastic	czarny, black	180 g	5908231308238
CR-CR2000-00		biały, white		5908231308207

► CZUJNIK RUCHU **CR-3**
Motion detector



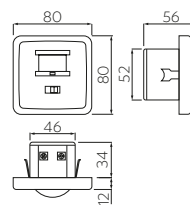
CR-CR3000-10	tworzywo, plastic	czarny, black	170 g	5902801342172
CR-CR3000-00		biały, white		5908231308146

► CZUJNIK RUCHU **CR-3 MINI**
Motion detector



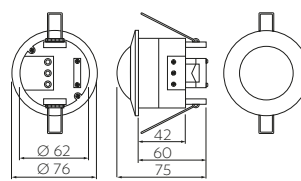
CR-CR3M00-10	tworzywo, plastic	czarny, black	100 g	5902801342301
CR-CR3M00-00		biały, white		5901867146076

▶ CZUJNIK RUCHU **CR-4**
Motion detector



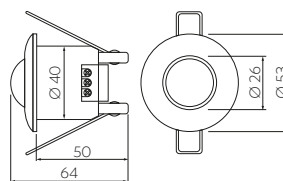
CR-CR4L00-00	tworzywo, plastic	biały, white	100 g	5908231308122

▶ CZUJNIK RUCHU WPUSZCZANY **CR-5**
Recessed motion detector



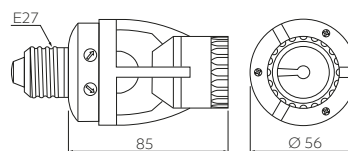
CR-CR5000-00	tworzywo, plastic	biały, white	100 g	5908231308115

▶ CZUJNIK RUCHU WPUSZCZANY **CR-5M**
Recessed motion detector




CR-CR5M00-00	tworzywo, plastic	biały, white	50 g	5901867108890

▶ CZUJNIK RUCHU **CR-6**
Motion sensor



CR-CR6000-00	tworzywo, plastic	biały, white	80 g	5901867103437

► CZUJNIK RUCHU Z ZEWNĘTRZNYM SENSOREM **CR-7**
Motion detector with external sensor



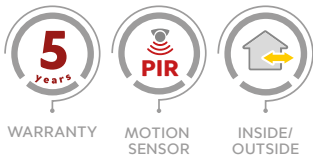
CR-CR7000-00	tworzywo, plastic	biały, white	170 g	5901867103444

► CZUJNIK RUCHU **CR-8**
Motion detector



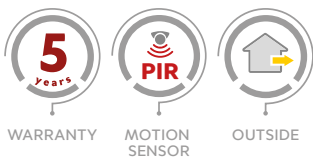
CR-CR8000-00	tworzywo, plastic	biały, white	50 g	5902801294969

► CZUJNIK RUCHU **CR-9**
Motion detector



CR-CR9000-00	tworzywo, plastic	biały, white	5901867108906
CR-CR9000-10		czarny, black	5901867138507

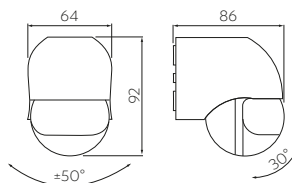
► CZUJNIK RUCHU **CR-9 MINI**
Motion detector



CR-CR9M00-00	PC	biały, white	120 g	5902801294433
CR-CR9M00-10		czarny, black		5902801294518

▶ CZUJNIK RUCHU CR-11

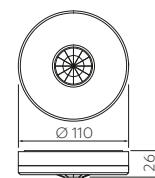
Motion sensor



CR-CR1100-00	tworzywo, plastic	biały, white	160 g	5901867108913

▶ CZUJNIK RUCHU CR-12

Motion sensor



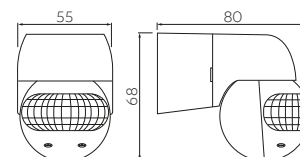
CR-CR1200-00	1000 W	2000 W	tworzywo, plastic	biały, white	130 g	5902801261664

▶ CZUJNIK RUCHU CR-13

Motion sensor



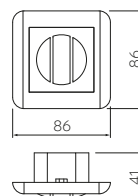
Montaż narożny,
Corner mounting,



CR-CR13000-00	tworzywo, plastic	biały, white	120 g	5901867188274

▶ CZUJNIK RUCHU CR-14

Motion sensor

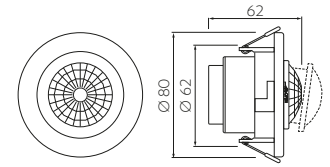


CR-CR1400-00	tworzywo, plastic	biały, white	82 g	5902801294174

► CZUJNIK RUCHU WPUSZCZANY **CR-15**

Recessed motion sensor

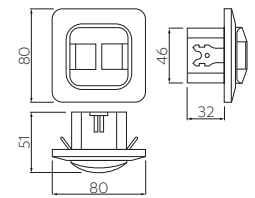
360°



CR-CR15000-00	tworzywo, plastic	biały, white	90 g	5901867188212

► CZUJNIK RUCHU **CR-16**

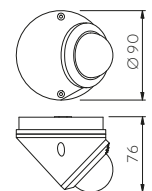
Motion sensor



CR-CR16000-00	tworzywo, plastic	biały, white	88 g	5902801002533

► CZUJNIK RUCHU **CR-17**

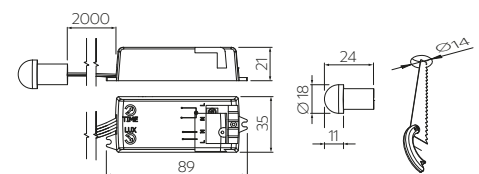
Motion sensor



CR-CR17000-00	tworzywo, plastic	biały, white	55 g	5902801282102

► CZUJNIK RUCHU **CR-18**

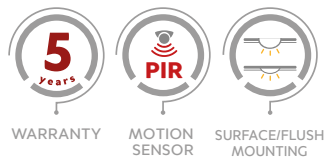
Motion sensor



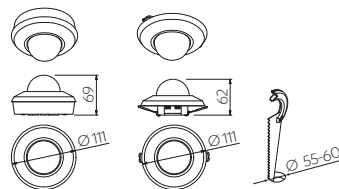
CR-CR18000-00	PC	biały, white	55 g	5902801282058

▶ CZUJNIK RUCHU I OBECNOŚCI **CR-19**

Motion and presence sensor



WARRANTY MOTION SENSOR SURFACE/FLUSH MOUNTING



CR-CR19000-00	PC	biały, white	170 g	5902801282140

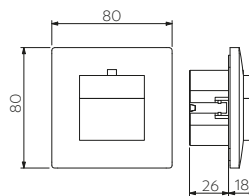
▶ CZUJNIK RUCHU **CR-20**

Motion sensor

NEW



WARRANTY MOTION SENSOR



CR-CR20000-00	500 W	200 W	tworzywo, plastic	biały, white	100 g	5902801496974

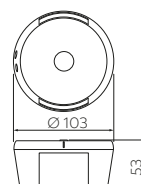
▶ CZUJNIK RUCHU **CR-21**

Motion sensor

NEW



WARRANTY MOTION SENSOR



CR-CR21000-00	2000 W	1000 W	tworzywo, plastic	biały, white	190 g	5902801496998

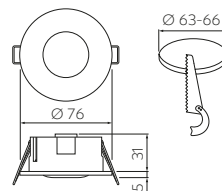
▶ CZUJNIK RUCHU WPUSZCZANY **CR-22**

Recessed motion sensor

NEW



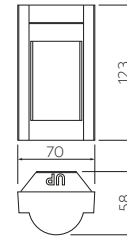
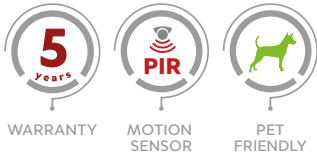
WARRANTY MOTION SENSOR



CR-CR22000-00	1200 W	600 W	tworzywo, plastic	biały, white	65 g	5902801497018

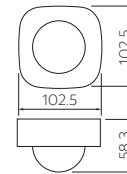
NEW

► CZUJNIK RUCHU **CR-23**
Motion sensor



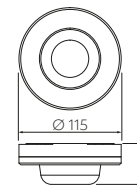
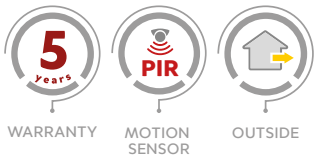
CR-CR23000-00	1200 W	600 W	tworzywo, plastic	biały, white	160 g	5902801497032

► CZUJNIK RUCHU I OBECNOŚCI **CO-1**
Motion and presence sensor



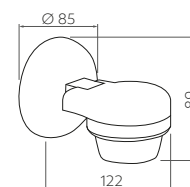
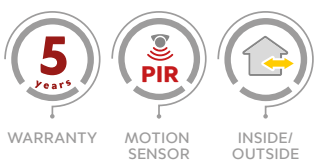
CR-CO1000-00	tworzywo, plastic	biały, white	140 g	5901867146090

► CZUJNIK RUCHU I OBECNOŚCI **CO-2**
Motion and presence sensor



CR-CO2000-00	1000 W	2000 W	tworzywo, plastic	biały, white	150 g	5902801261534

► CZUJNIK RUCHU I OBECNOŚCI **CO-3**
Motion and presence sensor

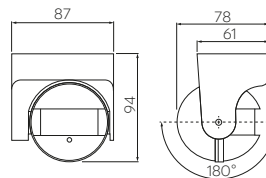


CR-CO3000-00	1200 W	600 W	tworzywo, plastic	biały, white	210 g	5902801497056

NEW

► CZUJNIK RUCHU MIKROFALOWY **CM-1**

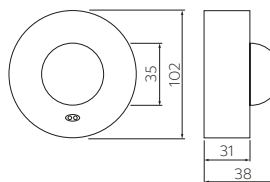
Microwave motion sensor



AE-CM1000-00	tworzywo, plastic	biały, white	160 g	5901867108876

► CZUJNIK RUCHU MIKROFALOWY **CM-3**

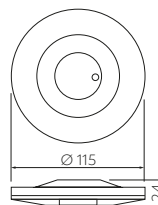
Microwave motion sensor



AE-CM3000-00	tworzywo, plastic	biały, white	170 g	5908231339997

► CZUJNIK RUCHU MIKROFALOWY **CM-3 MINI**

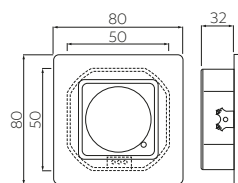
Microwave motion sensor



AE-CM3M00-00	tworzywo, plastic	biały, white	110 g	5901867188250
AE-CM3M00-10				5902801458552

► CZUJNIK RUCHU MIKROFALOWY **CM-4**

Microwave motion sensor



AE-CM4000-00	tworzywo, plastic	biały, white	90 g	5901867188236

► CZUJNIK RUCHU MIKROFALOWY, WPUSZCZANY **CM-5**
Recessed microwave motion sensor



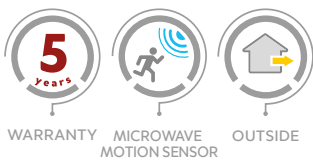
AE-CM5000-00	tworzywo, plastic	biały, white	100 g	5901867108883

► CZUJNIK RUCHU MIKROFALOWY **CM-6**
Microwave motion sensor



AE-CM6000-00	400 W	800 W	PC	biały, white	100 g	5902801285189

► CZUJNIK RUCHU MIKROFALOWY **CM-9**
Microwave motion sensor



AE-CM9000-00	tworzywo, plastic,	biały, white	161 g	5901867196972
AE-CM9000-10		czarny, black		5901867196996

► CZUJNIK RUCHU MIKROFALOWY, WPUSZCZANY **CM-15**
Recessed microwave motion sensor



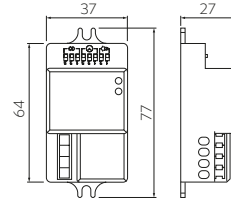
AE-CM1500-00	tworzywo, plastic	biały, white	103 g	5902801002519

NEW

▶ CZUJNIK RUCHU **CM-12-DIP**
Motion sensor



WARRANTY MICROWAVE MOTION SENSOR



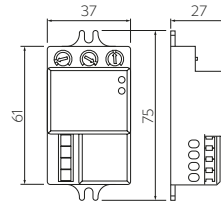
AE-CM1200-00-DIP	2000 W	300 W	tworzywo, plastic	biały, white	45 g	5902801497094

NEW

▶ CZUJNIK RUCHU **CM-12-POT**
Motion sensor



WARRANTY MICROWAVE MOTION SENSOR



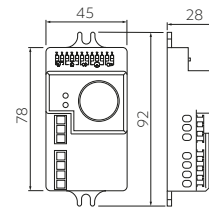
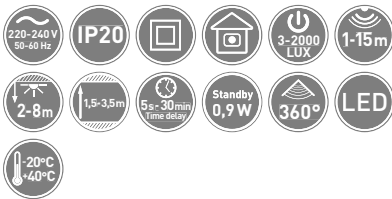
AE-CM1200-00-POT	2000 W	300 W	tworzywo, plastic	biały, white	45 g	5902801497070

NEW

▶ CZUJNIK RUCHU **CM-13-DIM**
Motion sensor



WARRANTY MICROWAVE MOTION SENSOR DIMMABLE

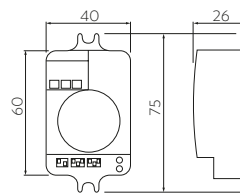


AE-CM1300-00-DIM	600 W	tworzywo, plastic	biały, white	65 g	5902801243217

▶ CZUJNIK RUCHU MIKROFALOWY **SRC812-MINI**
Microwave motion sensor

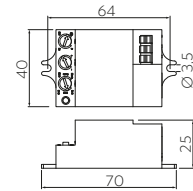


WARRANTY MICROWAVE MOTION SENSOR



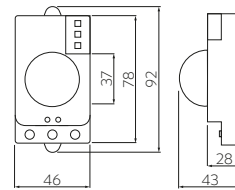
AE-SRC812-MIN	tworzywo, plastic	biały, white	45 g	5901867124326

CZUJNIK RUCHU MIKROFALOWY SRC812-MINI2
Microwave motion sensor



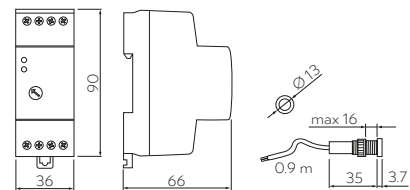
AE-SRC812-MINI2	PC	biały, white	40 g	5902801282133

CZUJNIK RUCHU MIKROFALOWY SRC812
Microwave motion sensor



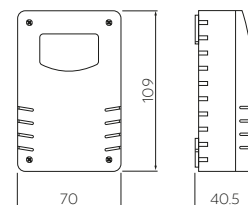
AE-SRC812-00	tworzywo, plastic	biały, white	70 g	5908231303738

CZUJNIK ZMIERZCHOWY CZ-1
Twilight sensor



CZ-CZ1000-00	tworzywo, plastic	biały, white	130 g	5901867108920

CZUJNIK ZMIERZCHOWY CZ-2
Twilight sensor



CZ-CZ2000-00	tworzywo, plastic	biały, white	130 g	5901867108937

▶ PROGRAMATOR CZASOWY MECHANICZNY 24 H
24h programmable timer



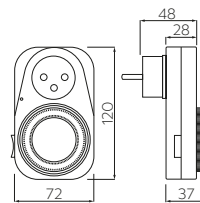
WARRANTY



PC-MECH24-00



PC-MECH24-SC



Folder	Skład	Barwa	Masa	Barcode
PC-MECH24-00	tworzywo, plastic	biały, white	140 g	5908231327215
PC-MECH24-SC				5908231351104

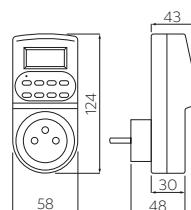
▶ PROGRAMATOR CZASOWY ELEKTRONICZNY 7 DNIOWY 24 H
24 h, 7 day electronic programmable timer



WARRANTY



PC-ELE724-00



PC-ELE724-SC

Folder	Skład	Barwa	Masa	Barcode
PC-ELE724-00	tworzywo, plastic	biały, white	150 g	5908231327208
PC-ELE724-SC				5908231351128

▶ PRZEDŁUŻACZ DOMOWY
Extension cord



WARRANTY



Folder	Długość (m)	X	Symbol	Barcode
AE-PS3G3M-00	3 m	3	H05VV-F 3x1.5 mm ²	5908231301192
AE-PS3G5M-00	5 m			5908231301208
AE-PS4G3M-00	3 m	4		5908231301215
AE-PS4G5M-00	5 m			5908231301222
AE-PS5G3M-00	3 m	5		5908231301239
AE-PS5G5M-00	5 m			5908231301246

▶ PRZEDŁUŻACZ DOMOWY
Extension cord



WARRANTY



Folder	Długość (m)	X	Symbol	Barcode
AE-PF3G1M-00	1,5 m	3	H05VV-F 3G1.0 mm ²	5901867170057
AE-PF3G3M-00	3 m			5901867170033
AE-PF3G5M-00	5 m			5901867170040
AE-PF5G3M-00	3 m	5		5901867170064
AE-PF5G5M-00	5 m			5901867170071

▶ PRZEDŁUŻACZ BĘBNOWY (SCHUKO)

Extension cord reel (schuko socket)



WARRANTY




AE-SBEBEN-30	30 m	4	3 x 1,5 mm ²	tworzywo + stal, plastic + steel	czarny, black	5908231322722
AE-SBEBEN-50	50 m					5908231322739

▶ PRZEDŁUŻACZ BĘBNOWY Z WYŁĄCZNIKIEM TERMICZNYM

Extension cord reel with a thermal switch



WARRANTY



AE-PFBEBEN-20	20 m	4	3 x 1 mm ²	tworzywo + stal, plastic + steel	czarny, black	5901867170088
AE-PFBEBEN-40	40 m					5901867170095

▶ PRZEDŁUŻACZ OGRODOWY

Garden extension cord



WARRANTY



AE-POGRODUN-10	10 m	2 x 1,0 mm ²	pomarańczowy, orange	5901867163387
AE-POGRODUN-20	20 m			5901867163394
AE-POGRODUN-30	30 m			5901867163400

▶ GNIAZDO DO LAMP

Lamp base socket



WARRANTY



GU10



MR16



INSIDE



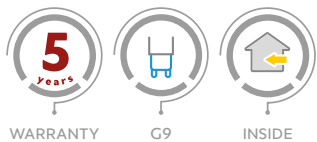
GZ-GZ10-0000



GZ-MR16-0000

GZ-GZ10-0000	biały, white	5908231305756
GZ-MR16-0000*		5908231331656

▶ GNIAZDO DO LAMP
Lamp base socket



GZ-G90000-00	biały, white,	5902801222665

▶ ROZGAŁĘZIACZ Z UZIEMIENIEM
Outlet junction with PE



	INFO	
AE-RU0121-00	1 na 2 + 1, 2+1-way,	5908231301260

▶ ROZGAŁĘZIACZ Z UZIEMIENIEM
Outlet junction with PE



	INFO	
AE-RU0102-00	1 na 2, 2-way,	5908231301253

▶ ROZGAŁĘZIACZ Z UZIEMIENIEM
Outlet junction with PE



AE-SC0102-00	biały, white,	5908231360847

▶ ROZGAŁĘZIACZ Z UZIEMIENIEM
Outlet junction with PE



	INFO	
AE-SC0103-00	1 na 3 (schuko), 3-way (schuko)	5908231360854

▶ WTYCZKA PŁASKA KĄTOWA
Plane angular plug



	INFO	
AE-VA1UNI-00	biały, white,	5901867171887
AE-VA1UNI-10	czarny, black,	5902801318849

▶ ROZGAŁĘZIACZ Z UZIEMIENIEM
Outlet junction with PE



	INFO	
AE-RU0103-00	1 na 3, 3-way,	5908231301277

▶ OPRAWKA CERAMICZNA
Ceramic lamp holder



AE-OCEF27-00	biały, white,	5908231302120

▶ OPRAWKA CERAMICZNA
Ceramic lamp holder



WARRANTY

E14



AE-OCEE14-00	biały, white,	5908231302090

▶ OPRAWKA CERAMICZNA
Ceramic lamp holder



WARRANTY

E27



AE-OCEE27-00	biały, white,	5908231302106

▶ OPRAWKA CERAMICZNA
Ceramic lamp holder



WARRANTY

E27



AE-OCEE27-MM	biały, white,	5902801240048

▶ OPRAWKA CERAMICZNA
Ceramic lamp holder



WARRANTY

E40



AE-OCEE40-00	biały, white,	5902801227271

▶ **OPRAWKA**
Lamp holder



AE-OPE27P-00	biały, white,	5901867143327

▶ **GNAZDO DO LAMP E27**
Lamp socket E27



GZ-E27000-10	czarny, black,	5902801292620
GZ-E27000-00	biały, white,	5902801256226

▶ **PRZEJŚCIÓWKA**
Adapter



	INFO		
AE-E14GU10-00	E14, GU10	biały, white,	5908231391797

▶ **PRZEJŚCIÓWKA**
Adapter



	INFO		
AE-E14E27-00	E14, E27	biały, white,	5901867112156

▶ PRZEJŚCIÓWKA
Adapter



WARRANTY



	INFO		
AE-E27E14-00	E27, E14	biały, white,	5908231391780

▶ PRZEJŚCIÓWKA
Adapter



WARRANTY



	INFO		
AE-27GU10-00	E27, GU10	biały, white,	5908231391803

▶ PRZEJŚCIÓWKA
Adapter



WARRANTY



	INFO		
AE-GU10E27-00	GU10, E27	biały, white,	5908231302540

▶ PRZEJŚCIÓWKA
Adapter



WARRANTY



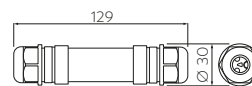
	INFO		
AE-E40E27-00	E40, E27	biały, white,	5901867124227

► **OBRE CZ MOCUJĄ CA E14, E27**
Ring for E14, E27 sockets



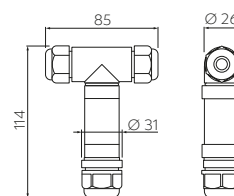
	INFO		
AE-E27RING-10	E27	biały, white,	590186712421
AE-E14RING-10	E14		5901867124227

► **WODOSZCZELNY ŁĄ CZNIK DO PRZEWODÓ W ELEKTRYCZNYCH WZL-2**
Waterproof connector for electrical wiring



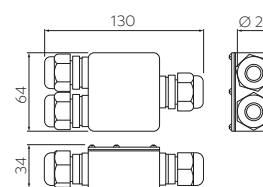
WZL-2	tworzywo, plastic,	czarny, black,	5901867122070

► **WODOSZCZELNY TRÓ JNIK, ŁĄ CZNIK DO PRZEWODÓ W ELEKTRYCZNYCH WZL-3**
Waterproof "T"-shape connector for electrical wiring



WZL-3	tworzywo, plastic,	czarny, black,	5901867122094

► **WODOSZCZELNY TRÓ JNIK, ŁĄ CZNIK DO PRZEWODÓ W ELEKTRYCZNYCH WZL-4**
Waterproof electrical wiring tee and connector

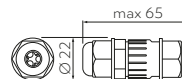


WZL-4	tworzywo, plastic,	czarny, black,	5902801016189

NEW

WODOSZCZELNY TRÓJNIK, ŁĄCZNIK DO PRZEWODÓW ELEKTRYCZNYCH **WZL-2-MINI**

Waterproof electrical wiring tee and connector



WZL-2-MINI	tworzywo, plastic,	czarny, black,	5902801476846

KOSTKA Z OSŁONKĄ IZOLACYJNĄ DO OPRAW

Connection block with insulation sleeve for fixtures



LZ-KOI2KO-10	czarny, black,	5901867199027

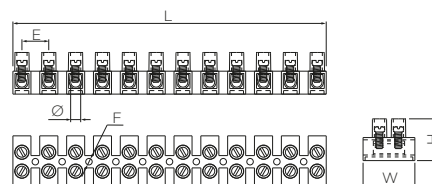
ZŁĄCZKI ZACISKKOWE - ELASTYCZNE

Flexible connection terminals



L (mm) W (mm) H (mm) E (mm) F (mm) Ø (mm)

LZ-25MM00-00	93,5	16,8	12,3	8	2,5	3
LZ-40MM00-00	114,9	18,9	15,3	9,9	2,7	3,2
LZ-60MM00-00	129,1	20,7	16,5	11	3,1	4,2
LZ-100MM0-00	137,5	22,5	18,2	11,8	3,1	4,5
LZ-160MM0-00	164,5	25,5	20	14,1	3,4	5,5
LZ-250MM0-00	187,6	29,3	25,3	16	3,4	6,5

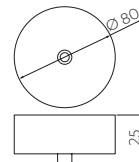


LZ-25MM00-00	3 A	polietylen, polietylen	16 g	10	5908231331922
LZ-40MM00-00	6 A		26 g		5908231331939
LZ-60MM00-00	10 A		32 g		5908231331946
LZ-100MM0-00	15 A		46 g		5908231331892
LZ-160MM0-00	30 A		65 g		5908231331908
LZ-250MM0-00	60 A		96 g		5908231331915

▶ OSŁONA SUFITOWA NA KOSTKĘ ELEKTRYCZNĄ
Ceiling guard for connection block



WARRANTY

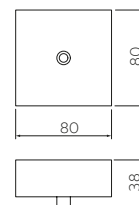


AE-MA8028-10	metal, metal, metal,	biały, white,	109 g	5902801336546
AE-MA8028-00		czarny, black,		5902801336553

▶ OSŁONA SUFITOWA NA KOSTKĘ ELEKTRYCZNĄ
Ceiling cover for connection block



WARRANTY



AE-MAS80X80-10	tworzywo, plastic,	biały, white,	90 g	5902801245091
AE-MAS80X80-00		czarny, black,		5902801244742

▶ OSŁONA SUFITOWA NA KOSTKĘ ELEKTRYCZNĄ
Ceiling cover for connection block



WARRANTY

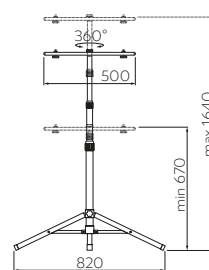


AE-CANOPY-10	biały, white,	5901867124234

▶ STATYW DO OPRAW HALOGENOWYCH I LEDOWYCH
Halogen / LED fixture stand



WARRANTY



OH-ST2500-23	stal, steel,	żółty, yellow,	2000 g	5908231360663

▶ KABEL Z WTYCZKĄ I WŁĄCZNIKIEM, 2 M
Cables with plug and switch, 2 m



WARRANTY



LD-KABE2M-00

LD-KABE2M-10

Folder	Length	Barcode
LD-KABE2M-00	2 m	5908231335265
LD-KABE2M-10		5902801004018

▶ KABEL Z WTYCZKĄ
Cables with plug



WARRANTY



Folder	Length	Barcode
KB-W310HUG-20	1,5 m	5908231335871
KB-W313HUG-20	3 m	5902801003899

▶ ZAPŁONNIK
Starter



WARRANTY




Folder	INFO	Barcode
OS-STA422-00	4-22 W, 230 V AC	5908231332578
OS-STA465-00	4-65 W, 230 V AC	5908231332585

▶ STATECZNIK ELEKTRONICZNY
Electric driver



WARRANTY




Folder	Power	Material	Weight	Barcode
OS-SEL236-ZHQ	2 x 36 W / T8	metal,	70 g	5902801038174
OS-SEL418-ZHQ	4 x 18 W / T8	metal	78 g	5902801038167

▶ STATECZNIK ELEKTRONICZNY
Electric driver



WARRANTY

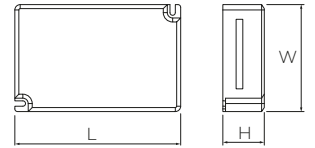


Folder	W	Material	Weight	Barcode
OS-NSEL158-00	58 W / T8	metal, metal,	250 g	5902801281266
OS-NSEL136-00	36 W / T8		200 g	5902801281655
OS-NSEL118-00	18 W / T8		180 g	5902801218729

▶ ZASILACZ DALI
DALI power supply unit



WARRANTY

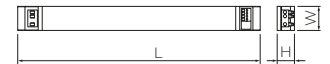


Folder	CC	U OUTPUT	LxWxH mm	Weight	Barcode
BK-PULO30A-0700AD	250-700 mA	3-42V	104 x 68 x 31	170 g	5902801299377
BK-PULO42A-0700BD	250-700 mA	3-84V	104 x 68 x 21		5902801299483
BK-PULO42A-1100AD	600-1100 mA	3-42V	104 x 68 x 21		5902801299452
BK-PULO60A-2000AD	800-2000 mA	3-42V	124 x 80 x 31		5902801270758

▶ ZASILACZ DALI
DALI power supply unit



WARRANTY



Folder	L	W	H
BK-BHL050-1000BZ	355	30	21
BK-BHL060-1300BZ	285	30	21

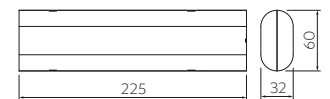
*mm

Folder	CC	U OUTPUT	Weight	Barcode
BK-BHL050-1000BZ	550-1000 mA	3-54V	300 g	5902801270741
BK-BHL060-1300BZ	850-1300 mA			5902801299537

▶ MODUŁ AWARYJNY DO PANELI LED
LED panel emergency module



WARRANTY



Folder	Life	Material	Color	Weight	Barcode
OA-MALEDPAN-00	3 h	PC	biały, white,	525 g	5902801285400





OŚWIETLENIE
MEBLOWE 12/24 V
FURNITURE LIGHTING 12 / 24 V

— TAŚMY LED 232
LED STRIPS

— PROFILE LED 238
LED PROFILES

— ZASILACZE 261
LED DRIVERS

— WŁĄCZNIKI I STEROWNIKI 268
SWITCHES AND CONTROLLERS

— PRZEWODY I ZŁĄCZKI 273
CABLES AND CONNECTORS

— OPRAWKI LED 276
LED LAMPS



W 5-ciu krokach skompletuj zestaw EASY CLICK Complete the EASY CLICK set in 5 steps




1.

wyberz taśmę
select LED strip

wyberz ilość odcinków taśm led
select the number of sections of LED strips

2.

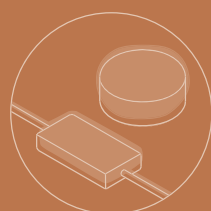



3.

dopasowany zasilacz
matched power supply

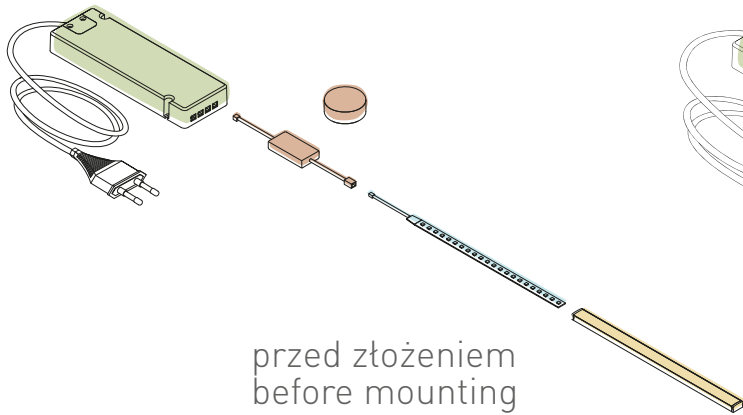
wyberz profil, profile sprzedawane są jako gotowe 2 m
zestawy, zawierające profil, osłonkę i 2 zaślepki
select profile profiles are sold as ready-made 2 m
sets containing a profile, a cover and 2 end caps

4.

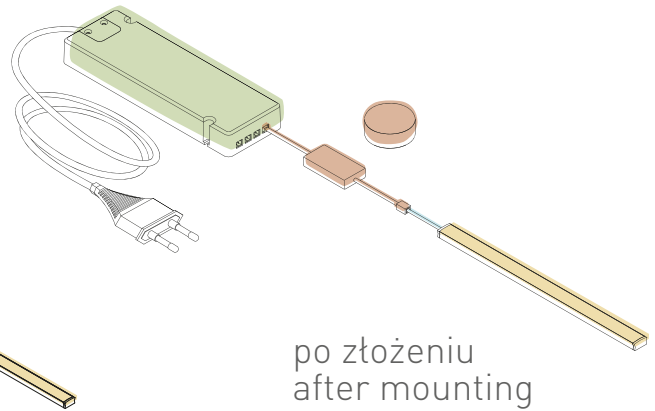


5.

wyberz włącznik
select a switch









przed złożeniem
before mounting



po złożeniu
after mounting

przykładowy schemat instalacji
sample installation diagram

-  taśma LED w profilu
LED strip in a profile
-  przewód od taśmy led do wyłącznika
cable from LED strip to a switch
-  przewody wyłącznika
switch cables
-  przewód od gniazda 230V do zasilacza
cable from 230V mains socket to LED driver
-  wyłącznik
switch
-  zasilacz
LED driver











Sprawdź konfigurator
Check the configurator





LD-2835MW-300-20-ZB	12 VDC 3,7 W/1 m 14,4 W/5 m	360 lm/m	● 6500 K	20	120°	8	60/m	5	5902801318214	
LD-2835MW-300-20-NE			● 4000 K						5902801318429	
LD-2835MW-300-20-CB			● 3200 K	5902801318177						
LD-2835MW-300-65-ZB			● 6500 K	5902801325304						
LD-2835MW-300-65-NE4			● 4000 K	5902801318078						
LD-2835MW-300-65-CB			● 3200 K	5902801325335						
LD-2835MW-600-20-ZB	12 VDC 7,3 W/1 m 21,1 W/5 m	720 lm/m	● 6500 K	20		8	120/m	2,5	5902801318191	
LD-2835MW-600-20-NE4			● 4000 K						5902801300035	
LD-2835MW-600-20-CB			● 3200 K	5902801318597						
LD-2835MW-600-65-ZB			● 6500 K	5902801318207						
LD-2835MW-600-65-NE4			● 4000 K	5902801325397						
LD-2835MW-600-65-CB			● 3200 K	5902801325359						
LD-2835-300-20-ZB	12 VDC 6 W/1 m 21 W/5 m	750 lm/m	● 6500 K	20	8	60/m	5	5901867152640		
LD-2835-300-20-NE4P			● 4000 K					5902801224980		
LD-2835-300-20-CB			● 3200 K	5901867152619						
LD-2835-300-65-ZB			● 6500 K	5901867152701						
LD-2835-300-65-NE4N			● 4000 K	5902801295386						
LD-2835-300-65-CB			● 3200 K	5901867152671						
LD-2835-300-20-CBN	12 VDC 11 W/1 m 33 W/5 m	1000 lm/m	● 3200 K	20		8	120/m	2,5	5902801285585	
LD-2835-300-20-ZBN			● 6500 K						5902801285530	
LD-2835-300-20-NE4N			● 4000 K	5902801285738						
LD-2835-300-65-CBN			● 3200 K	5902801294785						
LD-2835-300-65-ZBN			● 6500 K	5902801285707						
LD-2835-300-65-NE4N			● 4000 K	5902801295386						
LD-2835-600-20-ZB	12 VDC 19 W/1 m 60 W/5 m	1600 lm/m	● 6500 K	20	10	120/m	2,5	5902801231933		
LD-2835-600-20-NE4			● 4000 K					5902801268700		
LD-2835-600-20-CB			● 3200 K	5902801231537						
LD-2835-600-65-ZB			● 6500 K	5902801231605						
LD-2835-600-65-NE4			● 4000 K	5902801370519						
LD-2835-600-65-CB			● 3200 K	5902801231360						



										
LD-2835-600-5MM-20-ZB	12 VDC 10 W/1 m 33 W/5 m	750 lm/m	● 6500 K	20	IP	120°	5	120/m	2,5	5902801285448
LD-2835-600-5MM-20-NE4			● 4000 K							5902801285547
LD-2835-600-5MM-20-CB			● 3200 K							5902801285486
LD-5050-300-20-ZB	12 VDC 14,4 W/1 m 44 W/5 m	900 lm/m	● 6500 K	65	IP	120°	60/m	5	5901867152497	
LD-5050-300-20-NE4			● 4000 K						5902801370717	
LD-5050-300-20-CB			● 3200 K						5901867152466	
LD-5050-300-65-ZB	12 VDC 16 W/1 m 50 W/5 m	850 lm/m	● 6500 K	20	IP	120°	10	60/m	5	5901867152558
LD-5050-300-65-NE4			● 4000 K							5902801370502
LD-5050-300-65-CB			● 3200 K							5901867152527
LD-5630-300-20-ZB	12 VDC 16 W/1 m 50 W/5 m	1750 lm/m	● 6500 K	65	IP	120°	10	60/m	5	5901867152763
LD-5630-300-20-NE4			● 4000 K							5902801358012
LD-5630-300-20-CB			● 3200 K							5901867152732
LD-5630-300-65-ZB	12 VDC 19 W/1 m 53 W/5 m	1700 lm/m	● 6500 K	20	IP	120°	10	60/m	5	5901867152824
LD-5630-300-65-NE4			● 4000 K							5902801358036
LD-5630-300-65-CB			● 3200 K							5901867152794
LD-3014-1200-20-ZB	12 VDC 19 W/1 m 53 W/5 m	1300 lm/m	● 6500 K	20	IP	120°	10	240/m	1,25	5902801231766
LD-3014-1200-20-NE4			● 4000 K							5902801232077
LD-3014-1200-20-CB			● 3200 K							5902801267154
LD-RGB-150-20	12 VDC max 7,2 W/1 m 22 W/5 m	-	● RGB	65	IP	120°	10	30/m	10	5901867152404
LD-RGB-150-65			● RGB							5901867152435
LD-RGBW-300-20	12 VDC max 17 W/1 m	-	● RGBW	20	IP	120°	10	60/m	5	5902801337819





LD-2835MW-300-20-CB-50	12 VDC 3,7 W/1 m	360 lm/m	● 6500 K	20	120°	8	60/m	5	5902801318184	
LD-2835MW-300-20-ZB-50		410 lm/m	● 4000 K						5902801318603	
LD-2835MW-300-20-NE-50		390 lm/m	● 3200 K						5902801318634	
LD-2835MW-600-20-ZB-50	12 VDC 7,3 W/1 m	720 lm/m	● 6500 K				120/m	2,5	5902801325267	
LD-2835MW-600-20-NE4-50		800 lm/m	● 4000 K						5902801325113	
LD-2835MW-600-20-CB-50		720 lm/m	● 3200 K						5902801327070	
LD-2835-300-20-ZB-50	12 VDC 6 W/1 m	750 lm/m	● 6500 K	60/m	5	5901867195142				
LD-2835-300-20-NE4P-50			● 4000 K			5902801225000				
LD-2835-300-20-CB-50			● 3200 K			5901867195128				
LD-5050-300-20-NE4-50	12 VDC 14,4 W/1 m	900 lm/m	● 4000 K			10	5902801370427			
LD-5630-300-20-NE4-50	12 VDC 16 W/1 m	1750 lm/m	● 4000 K				5902801358470			



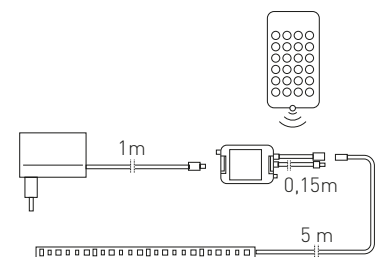
▶ TAŚMA LED FLASH
LED strip FLASH



Folder	W	☀	●●●	IP	∧	mm	x	cm	Barcode
LD-2835-24V-300-20-ZB	24 V DC 12 W/1 m 48 W/5 m	780 lm/m	● 6500 K	20	120°	8	60/m	10	5902801245664
LD-2835-24V-300-20-NE4			● 4000 K						5902801245787
LD-2835-24V-300-20-CB			● 3200 K						5902801245633
LD-2835-24V-600-20-ZB	24 V DC 21 W/1 m 78 W/5 m	1350 lm/m	● 6500 K			10	120/m	5	5902801245701
LD-2835-24V-600-20-NE4			● 4000 K						5902801245640
LD-2835-24V-600-20-CB			● 3200 K						5902801245855



▶ ZESTAW RGB, TAŚMA LED 5 M, KONTROLER, ZASILACZ, PILOT
RGB-set, LED band 5 m, RGB controller, LED-transformator remote control



Folder	W	●●●	∧	mm	cm	Barcode
LD-ZL5RGB150-00	12V	RGB	tworzywo, plastic	10	10	5902801025839



▶ TAŠMA LED COB
LED strip COB



Folder	W	Light	Color	IP	Beam	mm	LED	cm	Barcode
LD-COB12V-20-ZBN	12 V DC 8 W/1 m	600 lm/W	● 6500 K	20	180	8	320/m	2,5 cm	5902801364129
LD-COB12V-20-CBN		600 lm/W	● 2700 K						5902801363955
LD-COB12V-20-NEN		700 lm/W	● 4000 K						5902801363993
LD-COB12V-20-ZBPQ	12 V DC 10 W/1 m	800 lm/W	● 6500 K				480/m	2,5 cm	5902801364198
LD-COB12V-20-CBPQ		750 lm/W	● 2700 K						5902801363870
LD-COB12V-20-NEPQ		800 lm/W	● 4000 K						5902801364228



▶ TAŠMA LED COB
LED strip COB


NEW



Folder	W	Light	Color	IP	Beam	mm	LED	cm	Barcode
LD-COB24V-20-ZBN	24 V DC 8 W/1 m	650 lm/W	● 6500 K	20	180°	8	320/m	2,5 cm	5902801423666
LD-COB24V-20-CBN		600 lm/W	● 2700 K						5902801424090
LD-COB24V-20-NEN		600 lm/m	● 4000 K						5902801424083
LD-COB24V-20-ZBPQ	24 VDC 9,6 W/1 m 34 W/5 m	950 lm/m	● 6500 K				480/m	2,5 cm	5902801476792
LD-COB24V-20-NEPQ		950 lm/m	● 2700 K						5902801477621
LD-COB24V-20-CBPQ		920 lm/m	● 4000 K						5902801477256



▶ TAŚMA LED NEON FLEX
LED strip NEON FLEX



Folder	W	☀	●●●	IP	∠	mm	x	cm	Barcode
LD-NF-12V6X12-65-ZB	12 VDC 12 W/1 m 40 W/5 m	200 lm/m	● 6500 K	65	120°	6	x	1	5902801366857
LD-NF-12V6X12-65-NE			● 4000 K						5902801367106
LD-NF-12V6X12-65-CB			● 3000 K						5902801365973

Folder	i	Barcode
LD-ZASNF-12V6X12-65	zaślepka, end cap	5902801388705
LD-UNF-12V6X12-6X	uchwyt, mounting clip	5902801388750



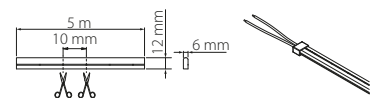
LD-ZASNF-12V6X12-65



LD-UNF-12V6X12-6X



▶ TAŚMA LED NEON FLEX
LED strip NEON FLEX



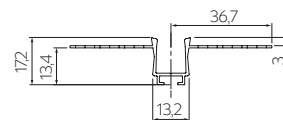

Folder	W	☀	●●●	IP	∠	mm	x	cm	Barcode
LD-NF-24V6X12-65-ZB	24 VDC 11W/m	200 lm/m	● 6500 K	65	120°	6 mm	x	1	5902801488948
LD-NF-24V6X12-65-NE			● 4000 K						5902801490101
LD-NF-24V6X12-65-CB			● 3000 K						5902801488955



► PROFIL GLAX LINIOWY
GLAX linear profile



WORKING
TEMPERATURE



Ostonki. Covers.

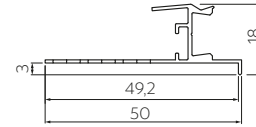


Akcesoria / Accessories /



1	PA-GLAXGKL3M-00C	3	profil, profile	srebrny, silver	aluminium, aluminium	5902801334429
2	PA-CPGLAXL-00	-	łącznik liniowy straight connector		stal nierdzewna, stainless steel	5902801295430
3	PA-CPGLAXAH-00	-	łącznik poziomy, horizontal connector			5902801295300
4	PA-CPGLAXAV-00	-	łącznik pionowy, vertical connector			5902801295317
5	PA-OSMLGLAXM3M-00	3	osłonka, cover	mleczna, frosted	PC	5902801024047
6	PA-OSMLGLAXMK3M-00	3	osłonka kwadratowa, square cover			5902801273926
7	PA-OSMLGLAXMO3M-00	3	osłonka okrągła, round cover			5902801274152
8	PA-OSMLGLAXT3M-00	3	osłonka trójkątna, triangular cover			5902801274084
9	PA-OSCLGLAXM3M-00	3	osłonka mini, cover mini	czarny, black		5902801395581

► PROFIL GLAX ŚCIENNY
GLAX wall profile



Ostonki. Covers.

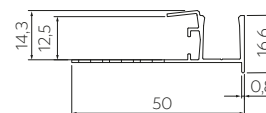



Akcesoria / Accessories /



1	PA-GLAXGKS3M-00C	3	profil, profile	srebrny, silver	aluminium, aluminium	5902801335204
2	PA-CPGLAXL-00	-	łącznik liniowy, straight connector		stal nierdzewna, stainless steel	5902801295430
3	PA-CPGLAXAH-00	-	łącznik poziomy, horizontal connector			5902801295300
4	PA-CPGLAXAV-00	-	łącznik pionowy, vertical connector			5902801295317
5	PA-OSMLGLAXM3M-00	3	osłonka, cover	mleczna, frosted	PC	5902801024047
6	PA-OSMLGLAXMK3M-00	3	osłonka kwadratowa, square cover			5902801273926
7	PA-OSMLGLAXMO3M-00	3	osłonka okrągła, round cover			5902801274152
8	PA-OSMLGLAXT3M-00	3	osłonka trójkątna, triangular cover			5902801274084
9	PA-OSCLGLAXM3M-00	3	osłonka mini, cover mini	czarny, black		5902801395581


► PROFIL GLAX SUFITOWY
GLAX ceiling profile



Oslonki. Covers.

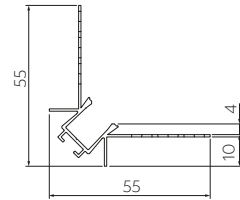



Akcesoria / Accessories /



1	PA-GLAXGW3M-00C	3	profil, profile	srebrny, silver	aluminium, aluminium	5902801334641
2	PA-CPGLAXL-00	-	łącznik liniowy, straight connector			5902801295430
3	PA-CPGLAXAH-00	-	łącznik poziomy, horizontal connector		stal nierdzewna, stainless steel	5902801295300
4	PA-CPGLAXAV-00	-	łącznik pionowy, vertical connector			5902801295317
5	PA-OSMLGLAXM3M-00	3	osłonka, cover	mleczna, frosted	PC	5902801024047
6	PA-OSMLGLAXMK3M-00	3	osłonka kwadratowa, square cover			5902801273926
7	PA-OSMLGLAXMO3M-00	3	osłonka okrągła, round cover			5902801274152
8	PA-OSMLGLAXT3M-00	3	osłonka trójkątna, triangular cover			5902801274084
9	PA-OSCLGLAXM3M-00	3	osłonka mini, cover mini	czarny, black		5902801395581

► PROFIL GLAX KĄTOWY, WEWNĘTRZNY
GLAX internal angle profile



Ostonki. Covers.

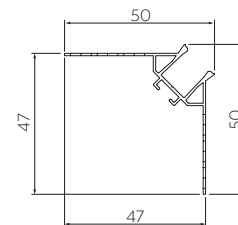


Aksesoria / Accessories /



1	PA-GLAXGKWK3M-00C	3	profil, profile	srebrny, silver	aluminium, aluminium	5902801334580
2	PA-CPGLAXL-00	-	łącznik liniowy, straight connector		stal nierdzewna, stainless steel	5902801295430
3	PA-CPGLAXAH-00	-	łącznik poziomy, horizontal connector			5902801295300
4	PA-CPGLAXAV-00	-	łącznik pionowy, vertical connector			5902801295317
5	PA-OSMLGLAXM3M-00	3	osłonka, cover	mleczna, frosted	PC	5902801024047
6	PA-OSMLGLAXMK3M-00	3	osłonka kwadratowa, square cover			5902801273926
7	PA-OSMLGLAXMO3M-00	3	osłonka okrągła, round cover			5902801274152
8	PA-OSMLGLAXT3M-00	3	osłonka trójkątna, triangular cover			5902801274084
9	PA-OSCLGLAXM3M-00	3	osłonka mini, cover mini	czarny, black		5902801395581


► PROFIL GLAX KĄTOWY, ZEWNĘTRZNY
GLAX external angle profile



Ostonki. Covers.




Akcesoria / Accessories /




1	PA-GLAXGKZK3M-00C	3	profil, profile	srebrny, silver	aluminium, aluminium	5902801334498
2	PA-CPGLAXL-00	-	łącznik liniowy, straight connector		stal nierdzewna, stainless steel	5902801295430
3	PA-CPGLAXAH-00	-	łącznik poziomy, horizontal connector			5902801295300
4	PA-CPGLAXAV-00	-	łącznik pionowy, connector vertical			5902801295317
5	PA-OSMLGLAXM3M-00	3	ostonka, cover	mleczna, frosted	PC	5902801024047
6	PA-OSMLGLAXMK3M-00	3	ostonka kwadratowa, square cover			5902801273926
7	PA-OSMLGLAXMO3M-00	3	ostonka okrągła, round cover			5902801274152
8	PA-OSMLGLAXT3M-00	3	ostonka trójkątna, triangular cover			5902801274084
9	PA-OSCLGLAXM3M-00	3	ostonka mini, cover mini			czarny, black

► PROFIL GLAX NAKŁADANY, MIKRO
GLAX profile surface mounted micro

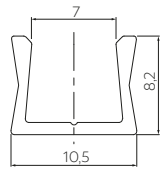


WORKING
TEMPERATURE

Wąska linia światła,
Brak punktów świetlnych przy użyciu
dedykowanej taśmy LED o szerokości 5 mm
Narrow line of light.
No visible points of light due
to dedicated 5mm LED strip



Ostonki. Covers.



Zaślepki. End caps.

Uchwyt, mounting clip

1	PA-GLAXMICNK-AL	2	profil, profile	srebrny, silver	aluminium, aluminium	5902801281549
2	PA-GLAXMICNK3M-AL	3				5902801281495
3	PA-OSMLGLAXMIC-00N	2	osłonka mikro, cover micro	mleczna, frosted	PC	5902801359910
4	PA-OSMLGLAXMIC3M-00N	3				5902801337239
5	PA-ZASGLAXMICNK-00	-	zaślepka, end cap	szary, gray	ABS	5902801200274
6	PA-SPRGLAXMIC-00	-	uchwyt, mounting clip	srebrny, silver	stal nierdzewna, stainless steel	5902801244711



► PROFIL GLAX NAKŁADANY **MINI**

Ceiling light fixture



WORKING TEMPERATURE

Taśma LED max 10 mm szerokości
LED strip width max 10 mm






Oslonki. Covers.



Zaślepki. End caps.




Uchwyt. Mounting clip.



1	PA-GLAXMNK-AL	2	profil, profile	srebrny, silver	aluminium, aluminium,	5902801010316
2	PA-GLAXMNK-AL-20M			czarny, black		5902801256660
3	PA-GLAXMNK-AL-10			biały, white		5902801256684
4	PA-GLAXMNK-AL-90			szampan, champagne		5902801256738
5	PA-GLAXMNK3M-AL	3	profil, profile	srebrny, silver	aluminium, aluminium,	5902801010781
6	PA-GLAXMNK3M-AL-20M			czarny, black		5902801255854
7	PA-GLAXMNK3M-AL-10			biały, white		5902801255779
8	PA-OSMLGLAXM-00	2	oslonka mini, cover mini	mleczna, frosted	PC	5902801024023
9	PA-OSMLGLAXM3M-00	3		transparentna, transparent		5902801024047
10	PA-OSTRGLAXM-00	2		transparentna, transparent		5902801024030
11	PA-OSTRGLAXM3M-00	3				5902801024054
12	PA-OSCLGLAXM-00	2		czarny, black		5902801395437
13	PA-OSCLGLAXM3M-00	3				5902801395581
14	PA-OSMLGLAXMK-00	2	oslonka kwadratowa, square covere	mleczna, frosted	5902801040511	
15	PA-OSMLGLAXMO-00		oslonka okrągła, round cover	5902801222702		
16	PA-ZASGLAXMNK-00	-	zaślepka standard, standard end cap	szary, gray	ABS	5902801024061
17	PA-ZASGLAXMNK-10			biały, white		5902801241536
18	PA-ZASGLAXMNK-90			szampan, champagne		5902801245084
19	PA-ZASGLAXMNK-20M			czarny mat, black matt		5902801245268
20	PA-ZASGLAXMKNK-00	-	zaślepka kwadratowa, square end cap	szary, gray	5902801222962	
21	PA-ZASGLAXMNKO-00	-	zaślepka okrągła, round end cap	szary, gray	5902801222986	
22	PA-SPRGLAXM-00	-	uchwyt, mounting clip	srebrny, silver	stal nierdzewna, stainless steel	5902801244711

► PROFIL GLAX NAKŁADANY
GLAX profile surface mounted



		 L m				
1	PA-GLAXNK-AL	2	profil, profile	srebrny, silver	aluminium, aluminium	5901867127037
2	PA-GLAXNK3M-AL	3				5901867196606
3	PA-OSMLGLAX-00	2	oslonka mini, cover mini	mleczna, frosted	PC	5901867111999
4	PA-OSMLGLAX3M-00	3				5901867197610
5	PA-OSTRGLAX-00	2		transparentna, transparent		5901867112002
6	PA-OSTRGLAX3M-00	3				5901867197627
7	PA-ZASGLAXNK-00	-	zaślepka, end cap	szary, gray	ABS	5901867136411


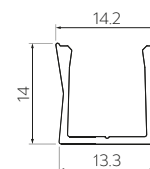


► PROFIL GLAX NAKŁADANY MINI, WYSOKI
Profile GLAX surface mounted mini high



WORKING TEMPERATURE

Brak widocznych punktów świetlnych
Taśma LED max 10 mm szerokości
No visible points of light LED strip width max 10 mm





Ostonki. Covers.



Zaślepka / End cap.



Uchwyt. Mounting clip.




1	PA-GLAXMNKW-AL	2	profil, profile	srebrny, silver	aluminium, aluminium,	5902801027468
2	PA-GLAXMNKW-AL-20M			czarny, black		5902801256929
3	PA-GLAXMNKW-AL-10			biały, white		5902801256851
4	PA-GLAXMNKW-AL-90			szampan, champagne		5902801256813
5	PA-OSMLGLAXM-00	2	ostonka mini, cover mini	mleczna, frosted	PC	5902801024023
6	PA-OSTRGLAXM-00			transparentna, transparent		5902801024030
7	PA-OSCLGLAXM-00			czarny, black		5902801395437
8	PA-ZASGLAXMNKW-00	-	zaślepka, end cap	szary, gray	ABS	5902801223181
9	PA-ZASGLAXMNKW-10			biały, white		5902801241857
10	PA-ZASGLAXMNKW-90			szampan, champagne		5902801241543
11	PA-ZASGLAXMNKW-20M			czarny mat, black matt		5902801241802
12	PA-SPRGLAXM-00	-	uchwyt, mounting clip	srebrny, silver	stal nierdzewna, stainless steel	5902801244711

► PROFIL GLAX WPUSZCZANY, MIKRO
GLAX profile recessed micro

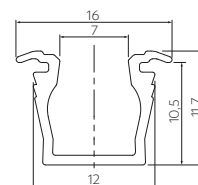


WORKING
TEMPERATURE

Wąska linia światła,
Brak punktów świetlnych przy użyciu
dedykowanej taśmy LED o szerokości 5 mm
Narrow line of light.No visible points of light
due to dedicated 5mm LED strip



Oslonka. Cover.



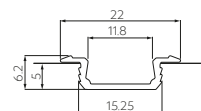
Zaślepka / End cap.



1	PA-GLAXMIC-AL	2	profil, profile	srebrny, silver	aluminium, aluminium	5902801281600
2	PA-GLAXMIC3M-AL	3				5902801281839
3	PA-OSMLGLAXMIC-00N	2	oslonka mikro, cover micro	mleczna, frosted	PC	5902801359910
4	PA-OSMLGLAXMIC3M-00N	3				5902801337239
5	PA-ZASGLAXMIC-00	-	zaślepka, end cap	szary, gray	ABS	5902801200205







► PROFIL GLAX WPUSZCZANY
Profile GLAX recessed



Oslonki. Covers.



Zaślepki / End caps.

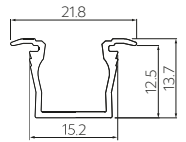


1	PA-GLAX-AL	2	profil, profile	srebrny, silver	aluminium, aluminium	5901867111975
2	PA-GLAX-AL-20M			czarny, black		5902801256431
3	PA-GLAX-AL-10			biały, white		5902801256691
4	PA-GLAX-AL-90			szampan, champagne		5902801256639
5	PA-GLAX3M-AL	3	profil, profile	srebrny, silver	aluminium, aluminium	5901867196583
6	PA-GLAX3M-AL-20M			czarny, black		5902801308789
7	PA-GLAX3M-AL-10			biały, white		5902801308932
8	PA-OSMLGLAX-00	2	oslonka, cover	mleczna, frosted	PC	5901867111999
9	PA-OSMLGLAX3M-00	3				5901867197610
10	PA-OSTRGLAX-00	2		transparentna, transparent		5901867112002
11	PA-OSTRGLAX3M-00	3				5901867197627
12	PA-OSCLGLAX-00	2		czarny, black		5902801395161
13	PA-OSCLGLAX3M-00	3				5902801395314
14	PA-ZASGLAX-00	-	zaślepka, end cap	szary, gray	ABS	5901867111982
15	PA-ZASGLAX-10			biały, white		5902801245145
16	PA-ZASGLAX-90			szampan, champagne		5902801245169
17	PA-ZASGLAX-20M			czarny mat, black matt		5902801244674

► PROFIL GLAX WPUSZCZANY, WYSOKI
Profile GLAX recessed high







Brak widocznych punktów świetlnych
Taśma LED max 10 mm szerokości
No visible points of lightLED
strip width max 10 mm



Ostonki. Covers.

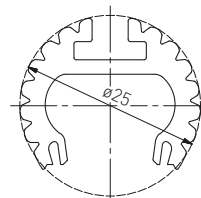


Zaslepka / End cap.



1	PA-GLAXMW-AL	2	profil, profile	srebrny, silver	aluminium, aluminium	5902801027475
2	PA-GLAXMW-AL-20M			czarny, black		5902801256967
3	PA-GLAXMW-AL-10			biały, white		5902801256622
4	PA-GLAXMW-AL-90			szampan, champagne		5902801257049
5	PA-OSCLGLAXM-00	2	osłonka mini, cover mini	czarny, black	PC	5902801395437
6	PA-OSMLGLAXM-00			mleczna, frosted		5902801024023
7	PA-OSMLGLAXMK-00		osłonka kwadratowa, square covere	5902801040511		
8	PA-OSTRGLAXM-00		osłonka mini, cover mini	transparentna, transparent		5902801024030
9	PA-ZASGLAXMW-00	-	zaślepka standard, standard end cap	szary, gray	ABS	5902801040481
10	PA-ZASGLAXMW-10			biały, white		5902801241635
11	PA-ZASGLAXMW-90			szampan, champagne		5902801242090
12	PA-ZASGLAXMW-20M			czarny mat, black matt		5902801241628
13	PA-ZASGLAXMWK-00			zaślepka kwadratowa, square end cap		szary, gray

► PROFIL GLAX DRAŻKOWY
GLAX rail profile

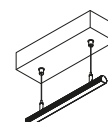


Możliwości montażu jako,
Assembly options as

Ostonki. Covers.



- drążek w szafie
- rod in the closet



- oprawa zwieszana
- suspended luminaire


Zaślepka / End cap.



Rozetka / Rail socket /



Zawieszka / Hanger /

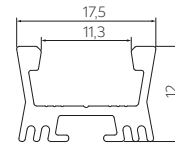


1	PA-GLAXDR-AL	2	profil, profile	srebrny, silver	aluminium, aluminium	5902801258954
2	PA-OSMLGLAX-00		ostonka, cover	mleczna, frosted	PC	5901867111999
3	PA-OSTRGLAX-00			transparentna, transparent		5901867112002
4	PA-ZASGLAXDR-00	-	zaślepka, end cap	szary, gray	ZnAl	5902801223266
5	PA-ROZGLAX-53	-	rozetka, rail socket			5902801018046
6	PA-ROZGLAXP-53	-	rozetka PREMIUM, rail socket PREMIUM		5902801226359	
7	PA-ZAWGLAXDR-00	1,5	zawieszka, hanger	chrom, chrome	stal, steel	5902801046506

► PROFIL GLAX Z RADIATOREM
Profile GLAX with heatsink



Dedykowana soczewka zawężająca kąt świecenia do 60°.
Możliwość zawieszenia oprawy za pomocą linek
Dedicated lens that narrows the beam angle to 60 degrees.
Possibility to suspend the fixture using lines




Ostonki. Covers.



Uchwyt. Mounting clip.

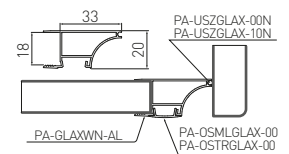


Zawieszka / Hanger /





1	PA-GLAXRAD-AL	2	profil, profile	srebrny, silver	aluminium, aluminium	5902801281877
2	PA-OSMLGLAXSO-00	2	osłonka soczewka, cover lenticular	transparentna, transparent	PMMA	5902801293153
3	PA-OSMLGLAX-00	2	osłonka, cover	mleczna, frosted	PC	5901867111999
4	PA-OSTRGLAX-00			transparentna, transparent		5901867112002
5	PA-ZASGLAXRAD-00	-	zaślepka, end cap	szary, gray	ABS	5902801200373
6	PA-ZAWGLAXDR-00	1,5	zawieszka, hanger	chrom, chrome	stal, steel	5902801046506
7	PA-SPRGLAXM-00	-	uchwyt, mounting clip	srebrny, silver	stal nierdzewna, stainless steel	5902801244711

► PROFIL GLAX WIEŃCOWY
Rim profile GLAX



Ostonki. Covers.

Uszczelka / Cord gasket /



1	PA-GLAXWN-AL	18	3	profil, profile	srebrny, silver	aluminium, aluminium	5902801258619	
2	PA-GLAXWN3M-AL						5902801363511	
3	PA-GLAXWN3M-AL-20M						5902801363535	
4	PA-GLAXWN3M-AL-10						5902801363641	
5	PA-GLAXWN3M-AL-06						5902801363665	
6	PA-GLAXWN16-AL	16	2		srebrny, silver		5902801210969	
7	PA-GLAXWN19-AL	19					5902801210723	
8	PA-OSMLGLAX-00	-	2	ostonka, cover	mleczna, frosted	PC	5901867111999	
9	PA-OSTRGLAX-00						transparentna, transparent	5901867112002
10	PA-OSCLGLAX-00						czarny, black	5902801395161
11	PA-OSMLGLAX3M-00						mleczna, frosted	5901867197610
12	PA-OSTRGLAX3M-00						transparentna, transparent	5901867197627
13	PA-OSCLGLAX3M-00	czarny, black	5902801395314					
14	PA-USZGLAX-00N	-	10	uszczelka, cord gasket	czarny, black	EPDM	5902801021039	
15	PA-USZGLAX-10N						biały, white	5902801297502

► PROFIL GLAX KĄTOWY, NAKŁADANY
GLAX aluminium corner profile – surface mounted







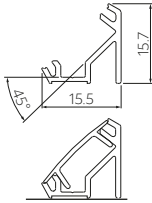
Ostonki. Covers.



Zaślepki. End caps.



Uchwyt, mounting clip

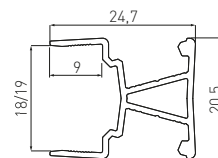


1	PA-GLAXNKKT-AL	2	profil, profile	srebrny, silver	aluminium, aluminium	5901867199089
2	PA-GLAXNKKT-AL-20M			czarny, black		5902801256721
3	PA-GLAXNKKT-AL-10			biały, white		5902801259647
4	PA-GLAXNKKT-AL-90			szampan, champagne		5902801256868
5	PA-GLAXNKKT3M-AL	3	profil, profile	srebrny, silver	aluminium, aluminium	5901867199072
6	PA-GLAXNKKT3M-AL-20M			czarny, black		5902801308758
7	PA-GLAXNKKT3M-AL-10			biały, white		5902801308956
8	PA-OSMLGLAX-00	2	ostonka, cover	mleczna, frosted	PC	5901867111999
9	PA-OSMLGLAX3M-00	3		5901867197610		
10	PA-OSTRGLAX-00	2		transparentna, transparent		5901867112002
11	PA-OSTRGLAX3M-00	3		5901867197627		
12	PA-OSCLGLAX-00	2		czarny, black		5902801395437
13	PA-OSCLGLAX3M-00	3		5902801395314		
14	PA-OSMLGLAXT-00	2	osłonka trójkątna, triangular cover	mleczna, frosted	5902801040627	
15	PA-ZASGLAXNKKT-00	-	zaślepka standard, end cap standard	szary, gray	ABS	5902801222900
16	PA-ZASGLAXNKKT-10			biały, white		5902801241734
17	PA-ZASGLAXNKKT-90			szampan, champagne		5902801245152
18	PA-ZASGLAXNKKT-20M			czarny mat, black matt		5902801244476
19	PA-ZASGLAXNKKTT-00			zaślepka trójkątna, end cap triangular		szary, gray
20	PA-SPRGLAXMIC-00	-	uchwyt, mounting clip	srebrny, silver	stal nierdzewna, stainless steel	5902801244711

► PROFIL GLAX COKOŁOWY WĄSKI, DWUSTRONNY
Corner profile GLAX, two-sided edge mounted



Ostonki. Covers.

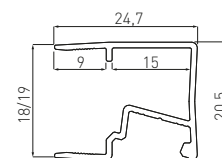


1	PA-GLAXMNBW3M-AL	18	3	profil, profile	srebrny, silver	aluminium, aluminium	5902801259142
2	PA-GLAXMNBW3M19-AL	19					5902801281594
3	PA-OSMLGLAXM3M-00	-		oslonka mini, cover mini	mleczna, frosted	PC	5902801024054
4	PA-OSTRGLAXM3M-00	-			transparentna, transparent		5902801024047

► PROFIL GLAX COKOŁOWY WĄSKI, JEDNOSTRONNY
Corner profile GLAX, one-sided edge mounted

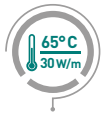


Ostonki. Covers.




1	PA-GLAXMNBW3M-AL	18	3	profil, profile	srebrny, silver	aluminium, aluminium	5902801259128
2	PA-GLAXMNBW3M19-AL	19					5902801281563
3	PA-OSMLGLAXM3M-00	-		oslonka, cover	mleczna, frosted	PC	5902801024054
4	PA-OSTRGLAXM3M-00	-			transparentna, transparent		5902801024047

► PROFIL GLAX PÓŁKOWY MINI
Shelf profile GLAX mini



WORKING TEMPERATURE

Możliwość zastosowania 3 taśm LED
Possibility of using 3 LED strips

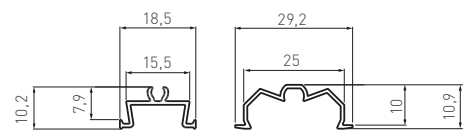



1	PA-GLAXMPK-AL	2	profil, profile	srebrny, silver	aluminium, aluminium	5902801258633
2	PA-OSMLGLAXM-00		osłonka mini, cover mini	mleczna, frosted	PC	5902801024030
3	PA-OSTRGLAXM-00			transparentna, transparent		5902801024023

► PROFIL GLAX, Z REGULOWANYM KĄTEM ŚWIECENIA
Aluminium Profile LED with adjustable angle



WORKING TEMPERATURE



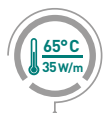
1	PA-GLAXREG1-AL	2	profil, profile	srebrny, silver	aluminium, aluminium	5902801257773
2	PA-GLAXREG2-AL					5902801257797
3	PA-OSMLGLAX-00	2	osłonka mini, cover mini	mleczna, frosted	PC	5901867111999
4	PA-OSTRGLAX-00					transparentna, transparent

► PROFIL GLAX COKOŁOWY JEDNOSTRONNY


GLAX aluminium edge profile – single-sided



DIAMENT
meblarstwa
2018



WORKING
TEMPERATURE



		BOARD mm	L m				
1	PA-GLAXNBJ3M16-AL	16	3	profil, profile	srebrny, silver	aluminium, aluminium	5902801257834
2	PA-GLAXNBJ3M-AL	18	3				5902801258626
3	PA-GLAXNBJ3M19-AL	19	3				5902801257605
4	PA-OSMLGLAX3M-00	-	3	osłonka, cover	mleczna, frosted	PC	5901867197610
5	PA-OSTRGLAX3M-00	-	3		transparentna, transparent		5901867197627

► PROFIL GLAX COKOŁOWY JEDNOSTRONNY, DO WYPEŁNIENIA OBRZEŻEM


GLAX aluminium edge profile – single-sided option to fill with matching edge banding



DIAMENT
meblarstwa
2018

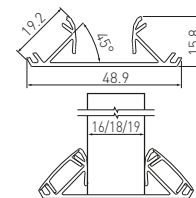




WORKING
TEMPERATURE



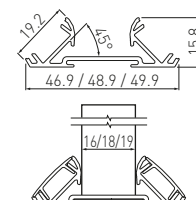

		BOARD mm	L m				
1	PA-GLAXNBW3M16-AL	16	3	profil, profile	srebrny, silver	aluminium, aluminium	5902801259036
2	PA-GLAXNBW3M-AL	18	3				5902801258657
3	PA-GLAXNBW3M19-AL	19	3				5902801258978
4	PA-OSMLGLAX3M-00	-	3	osłonka, cover	mleczna, frosted	PC	5901867197610
5	PA-OSTRGLAX3M-00	-	3		transparentna, transparent		5901867197627

► PROFIL GLAX PRZEGRODOWY DWUSTRONNY
GLAX aluminium edge profile – double sided




1	PA-GLAXNBD3M16-AL	16	3	profil, profile	srebrny, silver	aluminium, aluminium	5902801259012
2	PA-GLAXNBD3M-AL	18	3				5902801258640
3	PA-GLAXNBD3M19-AL	19	3				5902801257650
4	PA-OSMLGLAX3M-00	-	3	oslonka, cover	mleczna, frosted	PC	5901867197610
5	PA-OSTRGLAX3M-00	-	3		transparentna, transparent		5901867197627

► PROFIL GLAX PRZEGRODOWY DWUSTRONNY, DO WYPEŁNIENIA OBRZEŻEM
GLAX aluminium edge profile – double sided option to fill with matching edge banding




1	PA-GLAXNBDW3M16-AL	16	3	profil, profile	srebrny, silver	aluminium, aluminium	5902801259050
2	PA-GLAXNBDW3M-AL	18	3				5902801258664
3	PA-GLAXNBDW3M19-AL	19	3				5902801257803
4	PA-OSMLGLAX3M-00	-	3	oslonka, cover	mleczna, frosted	PC	5901867197610
5	PA-OSTRGLAX3M-00	-			transparentna, transparent		5901867197627

► PROFIL GLAX KĄTOWY
GLAX corner profile



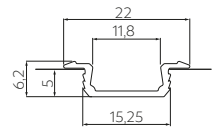
1	PA-GLAXKT-AL	2	profil, profile	srebrny, silver	aluminium, aluminium	5901867127020
2	PA-GLAXKT3M-AL	3				5901867196590
3	PA-OSMLGLAX-00	2	osłonka, cover	mleczna, frosted	PC	5901867111999
4	PA-OSMLGLAX3M-00	3				5901867197610
5	PA-OSTRGLAX-00	3		transparentna, transparent		5901867112002
6	PA-OSTRGLAX3M-00	2				5901867197627
7	PA-ZASGLAXKT-00	-	zaslepka, end cap	szary, gray	ABS	5901867136428

► PROFIL GLAX KĄTOWY, WPUSZCZANY
Recessed corner profile GLAX



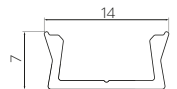
1	PA-GLAXWPKT-AL	2	profil, profile	srebrny, silver	aluminium, aluminium	5902801257742
2	PA-OSMLGLAX-00		osłonka, cover	mleczna, frosted	PC	5901867111999
3	PA-OSTRGLAX-00			transparentna, transparent		5901867112002

▶ ZESTAW GLAX WPUSZCZANY
GLAX recessed - kit



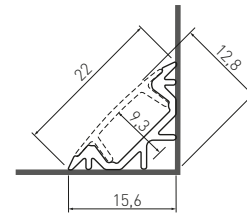
1	PA-ZGLAXOMZ-00	2	srebrny, silver	aluminium, PC mleczne, ABS; aluminium, PC frosted ABS;	5902801255748
2	PA-ZGLAXOMZ-20M		czarny, black		5902801386640
3	PA-ZGLAXOMZ-10		biały, white		5902801387128

▶ ZESTAW GLAX NAKŁADANY MINI
GLAX profile mini surface mounted - kit



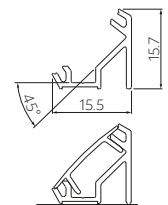
1	PA-ZGLAXMNKOMZ-00	2	srebrny, silver	aluminium, PC mleczne, ABS; aluminium, PC frosted ABS;	5902801255885
2	PA-ZGLAXMNKOMZ-20M		czarny, black		5902801386176
3	PA-ZGLAXMNKOMZ-10		biały, white		5902801386503

▶ ZESTAW GLAX KĄTOWY
GLAX corner profile - kit




PA-ZGLAXKTOMZ-00	2	srebrny, silver	aluminium, PC mleczne, ABS; aluminium, PC frosted ABS;	5902801255892

▶ ZESTAW GLAX kątowy, nakładany
GLAX aluminium corner profile – surface mounted – kit

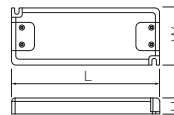


1 PA-ZGLAXNKKTOMZ-20M	2	czarny, black	aluminium, PC mleczne, ABS; aluminium, PC frosted ABS;	5902801386343
2 PA-ZGLAXNKKTOMZ-10		biały, white		5902801386572

ZASILACZ LED EASY CLICK
LED power supply EASY CLICK



POWER CORD 1,5m EASY CLICK COMPATIBLE SLIM BODY




	L	W	H
LD-ZAS09WEC-30	103	41	12
LD-ZAS15WEC-30	129	42	16
LD-ZAS20WEC-30	129	42	16
LD-ZAS30WEC-30	160	50	18
LD-ZAS60WEC-30	190	62	21

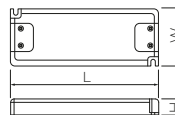
*mm

	⚡ max	i	A	📦	📦	📊
LD-ZAS09WEC-30	9 W	3 miniAMP	0,75 A	tworzywo, plastic	110 g	5902801360664
LD-ZAS15WEC-30	15 W	4 miniAMP	1,25 A		130 g	5902801361876
LD-ZAS20WEC-30	20 W		1,67 A		140 g	5902801369872
LD-ZAS30WEC-30	30 W	6 miniAMP	2,5 A		190 g	5902801370038
LD-ZAS60WEC-30	60 W		5 A		290 g	5902801369995

ZASILACZ LED EASY CLICK
LED power supply EASY CLICK



POWER CORD 1,5m EASY CLICK COMPATIBLE SLIM BODY

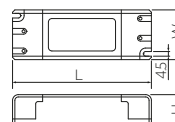


	L	W	H
LD-ZAS09WEC24-30	103	41	12
LD-ZAS15WEC24-30	129	42	16
LD-ZAS20WEC24-30	129	42	16
LD-ZAS30WEC24-30	160	50	18
LD-ZAS60WEC24-30	190	62	21

*mm

	⚡ max	i	A	📦	📦	📊
LD-ZAS09WEC24-30	9 W	3 miniAMP	0,75 A	tworzywo, plastic	140 g	5902801435881
LD-ZAS15WEC24-30	15 W	4 miniAMP	1,25 A		160 g	5902801435928
LD-ZAS20WEC24-30	20 W		1,66 A		170 g	5902801435942
LD-ZAS30WEC24-30	30 W	6 miniAMP	2,5 A		220 g	5902801435867
LD-ZAS60WEC24-30	60 W		5 A		320 g	5902801436390

ZASILACZ LED PRO
LED PRO power supplies

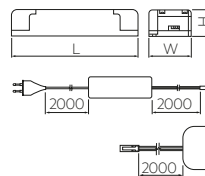


	L	W	H
LD-ZASPRO07W-30	100	39	25
LD-ZASPRO12W-30	120	42	27
LD-ZASPRO16W-30	120	42	27
LD-ZASPRO24W-30	140	47	29
LD-ZASPRO33W-30	140	47	29
LD-ZASPRO54W-30	155	53	30
LD-ZASPRO65W-30	181	63	40
LD-ZASPRO80W-30	181	63	40

*mm

	⚡ max	📦	📦	📊
LD-ZASPRO07W-30	7 W	tworzywo, plastic	56g	5902801208331
LD-ZASPRO12W-30	12 W		82 g	5902801207952
LD-ZASPRO16W-30	16 W		82 g	5902801207983
LD-ZASPRO24W-30	24 W		109 g	5902801208270
LD-ZASPRO33W-30	33 W		150 g	5902801251702
LD-ZASPRO54W-30	54 W		173 g	5902801207976
LD-ZASPRO65W-30	65 W		281 g	5902801207969
LD-ZASPRO80W-30	80 W		290g	5902801208010

► UKŁAD ZASILAJĄCY
LED power supplies

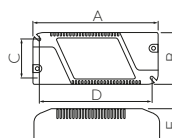


	L	W	H
LD-ZZAS07PROKD6	100	39	25
LD-ZZAS12PROKD6	120	42	27
LD-ZZAS16PROKD6	120	42	27
LD-ZZAS24PROKD6	140	47	29
LD-ZZAS33PROKD6	155	53	30

*mm

Folder	⚡ max	📦	📊
LD-ZZAS07PROKD6	7 W	tworzywo, plastic	5902801246180
LD-ZZAS12PROKD6	12 W		5902801246364
LD-ZZAS16PROKD6	16 W		5902801245848
LD-ZZAS24PROKD6	24 W		5902801246203
LD-ZZAS33PROKD6	33 W		5902801231087

► ZASILACZ LED
LED power supplies

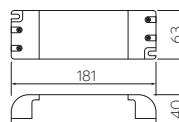


Folder	A	B	C	D	E
LD-ZAS75W-30	180	52	42	176	30

*mm

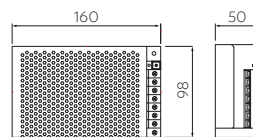
Folder	⚡ max	📦	📊	📊
LD-ZAS75W-30	max 75 W	tworzywo, plastic	350 g	5901867141477

► ZASILACZ LED 24V
LED power supplies 24V



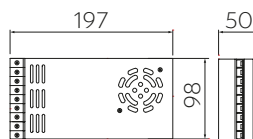
Folder	⚡ max	📦	📊	📊
LD-ZAS24PRO80W-30	80 W	tworzywo, plastic	300 g	5902801237409

▶ ZASILACZ LED
LED power supplies



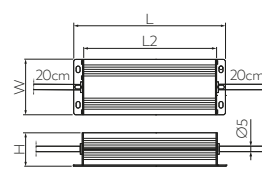
LD-ZAS150-NW	max 150 W	aluminium, aluminium	347 g	5901867128829

▶ ZASILACZ LED
LED power supplies



LD-ZAS350-NW	max 350 W	aluminium, aluminium	589 g	5901867128843

▶ ZASILACZE LED
LED power supply units

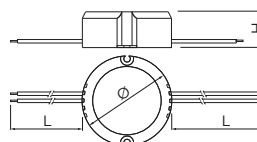


	L	L2	W	H
LD-WZA20W-NW	186	170	35	25
LD-WZA36W-NW	216	200	35	25
LD-WZA60W-NW	185	169	52	35
LD-WZA80W-NW	198	178	68	41
LD-WZA150W-NW	260	240	69	39

*mm

LD-WZA20W-NW	20 W	170 g	5901867128720
LD-WZA36W-NW	36 W	310 g	5901867128744
LD-WZA60W-NW	60 W	990 g	5901867128768
LD-WZA80W-NW	80 W	1000 g	5901867128782
LD-WZA150W-NW	150 W	2000 g	5901867128805

▶ ZASILACZ LED PUSZKOWY
LED power supply

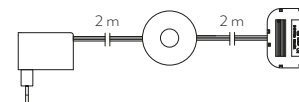


	Ø	H	L
LD-ZASPUSZ-15W-30	59	28	200
LD-ZASPUSZ-30W	50	25	200

*mm

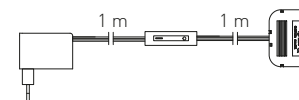
LD-ZASPUSZ-15W-30	15 W	tworzywo, plastic	5902801433870
LD-ZASPUSZ-30W-30	30 W		5902801433795

▶ **UKŁAD ZASILAJĄCY DO KLIPÓW LED**
Power feeder set for LED clips



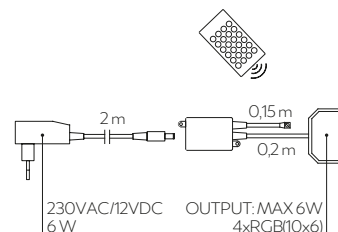
LD-ZSKL15-00N	1,5 W	5 x mini AMP	tworzywo, plastic	5902801270970
LD-ZZASG18KWD6	1,8 W	6 x mini AMP		5902801294884

▶ **UKŁAD ZASILAJĄCY**
Power feeder set



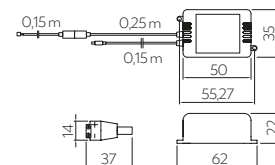
LD-ZWND6W-10	max 6 W	tworzywo, plastic	5908231335753
LD-ZWND12-10	max 12 W		5908231336675

▶ **ZESTAW RGB - KONTROLER, ZASILACZ LED 6W, PILOT I DYSTRYBUTOR**
RGB kit - RGB controller, power supply remote control and distributor



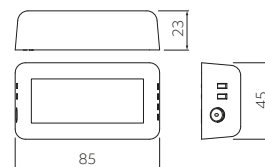
LD-ZAC6WDE-RGB	RGB	tworzywo, plastic	5908231399663

▶ **KONTROLER RGB MINI Z PILOTEM**
Mini RGB controller with remote control



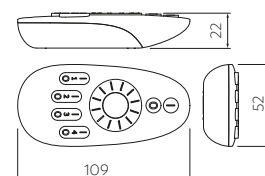
LD-KONMINI-RGB	RGB	tworzywo, plastic	5908231384676

► KONTROLER 1-STREFOWY MONO
1-zone controller MONO



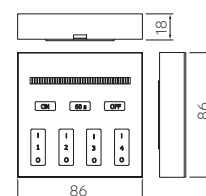
LD-KONML-MONO	MONO	tworzywo, plastic	5902801200151

► PILOT 4-STREFOWY MONO
4-zone remote controller MONO



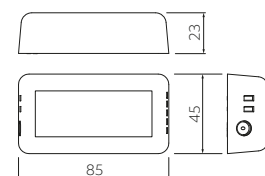
LD-KONML-MONO-PILOT	tworzywo, plastic	5902801200502

► PANEL DOTYKOWY 4-STREFOWY NA BATERIE MONO
Battery powered 4-zone touch panel MONO



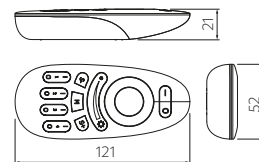
LD-KONML-MONO-PAN	tworzywo, plastic	5902801200571

► KONTROLER 1-STREFOWY RGBW
1-zone controller RGBW



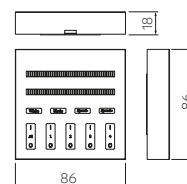
LD-KONML-RGBW	RGBW	tworzywo, plastic	5902801200519

▶ **PILOT 4-STREFOWY RGBW**
4-zone remote controller RGBW



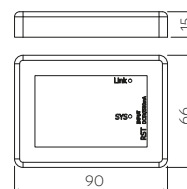
LD-KONML-RGBW-PIL	RGBW	tworzywo, plastic	5902801200380

▶ **PANEL DOTYKOWY 4-STREFOWY NA BATERIE RGBW**
Battery powered 4-zone touch panel RGBW



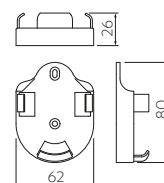
LD-KONML-WRGB-PAN	RGBW	tworzywo, plastic	5902801200489

▶ **KONTROLER WIFI**
WiFi-Controller

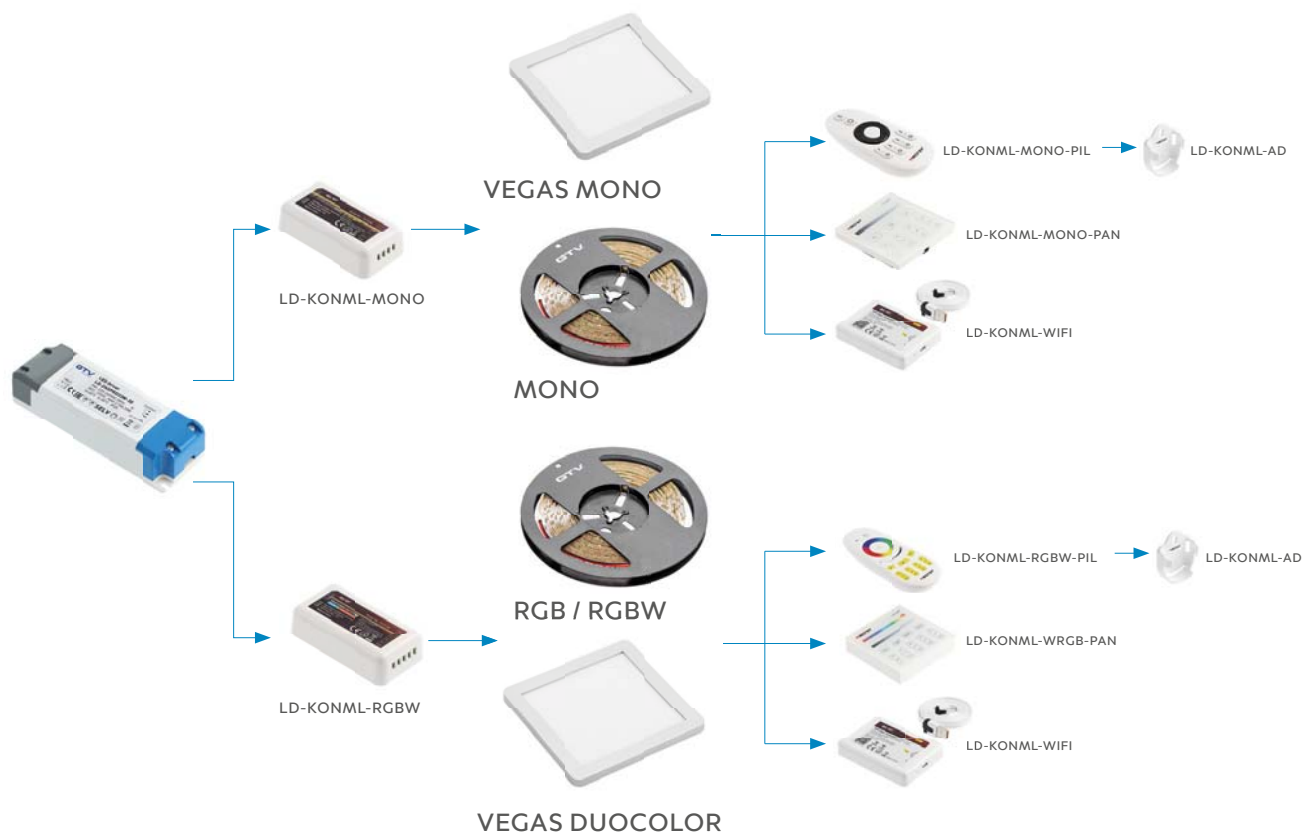


LD-KONML-WIFI	RGB	tworzywo, plastic	5902801200588

▶ **ADAPTER DO PILOTA**
Remote control adapter



LD-KONML-AD	biały, white	tworzywo, plastic	5902801200700



▶ **WŁĄCZNIK DOTYKOWY BEZPRZEWODOWY ON-OFF**

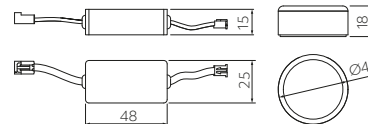
Wireless touchless switch on-off



EASY CLICK COMPATIBLE DIMMABLE



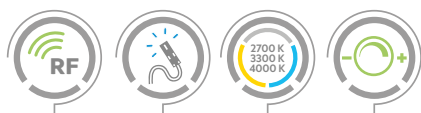
Możliwość kodowania kilku włączników pod jeden kontroler.
Possibility of coding several switches under one controller.



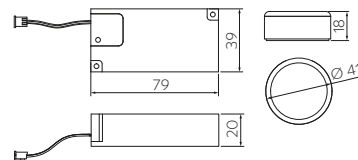
AE-WDBP1-10N	biały, white	tworzywo, plastic	5902801330919
AE-WDBP1-20N	czarny, black		5902801330926

▶ **WŁĄCZNIK DOTYKOWY BEZPRZEWODOWY CCT**

Wireless touchless switch CCT



EASY CLICK COMPATIBLE CCT DIMMABLE



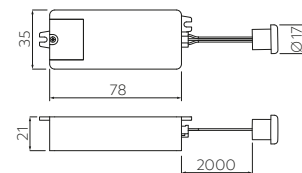
AE-WDBP2CCT-10N	biały, white	tworzywo, plastic	5902801330971
AE-WDBP2CCT-20N	czarny, black		5902801331107

▶ **WŁĄCZNIK BEZDOTYKOWY**

Touchless switch



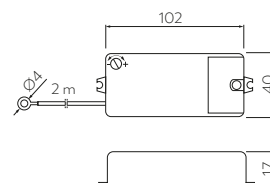
WARRANTY INSIDE



	INFO		
AE-WBEZDC-10S	dwubiegowy two-pole	tworzywo, plastic	5901867160348
AE-WBEZDB-10S*	jednobiegowy single-pole		5901867160324

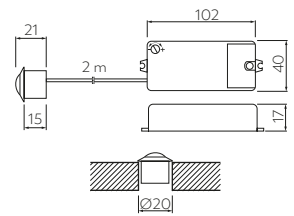
▶ **WŁĄCZNIK DOTYKOWY POD ŚRUBĘ**

Touch switch for a screw



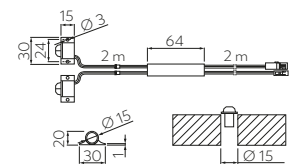
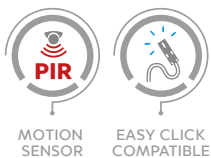
AE-WBEZDK15-10	tworzywo, plastic	5902801032110

▶ WŁĄCZNIK Z CZUJNIKIEM RUCHU PIR
Switch with PIR motion detector



AE-WBEZDPIR-10	tworzywo, plastic	5902801032141

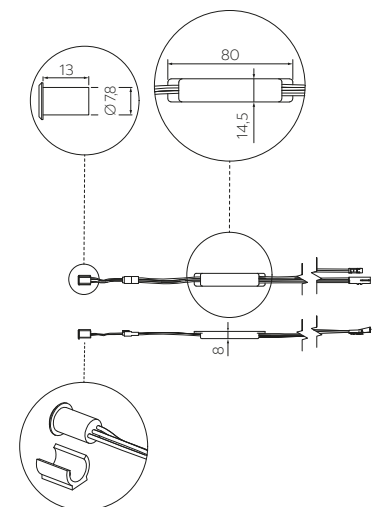
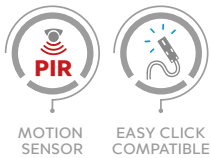
▶ WŁĄCZNIK Z DWOMA SENSORAMI RUCHU PIR II
Switch with two PIR II motion sensors



AE-WBEZDPIR2-20	tworzywo, plastic	5902801032639

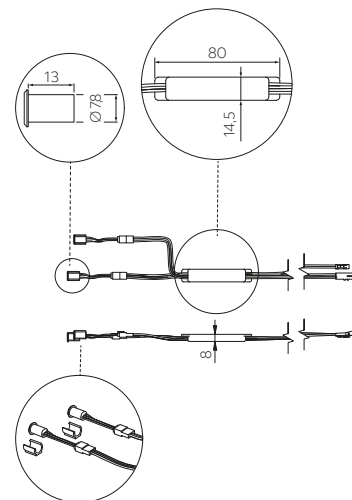
▶ WŁĄCZNIK BEZDOTYKOWY, MIKRO
Touchless switch micro

NEW



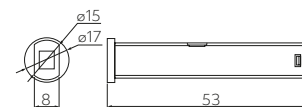
AE-WBE1-20	czarny, black	tworzywo, plastic	5902801458859
AE-WBE1-10	biały, white		5902801458835

▶ WŁĄCZNIK BEZDOTYKOWY, MIKRO
Touchless switch micro



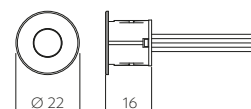
AE-WBE2-20	czarny, black	tworzywo, plastic	5902801458682
AE-WBE2-10	biały, white		5902801458644

▶ WŁĄCZNIK BEZDOTYKOWY UNIWERSALNY 3 W 1
3 in 1 all-purpose touchless switch




AE-WBBUNI-10DIM	biały, white	tworzywo, plastic	5901867158338
AE-WBCUNI-10DIM	czarny, black		5901867158352

▶ WŁĄCZNIK DOTYKOWY ŚCIEMNIALNY
Dimmable touch switch




AE-WDSB-10DIM	biały, white	tworzywo, plastic	5901867175724
AE-WDSC-10DIM	czarny, black		5901867175748

▶ WŁĄCZNIK DOTYKOWY ŚCIEMNIALNY
Dimmable touch switch



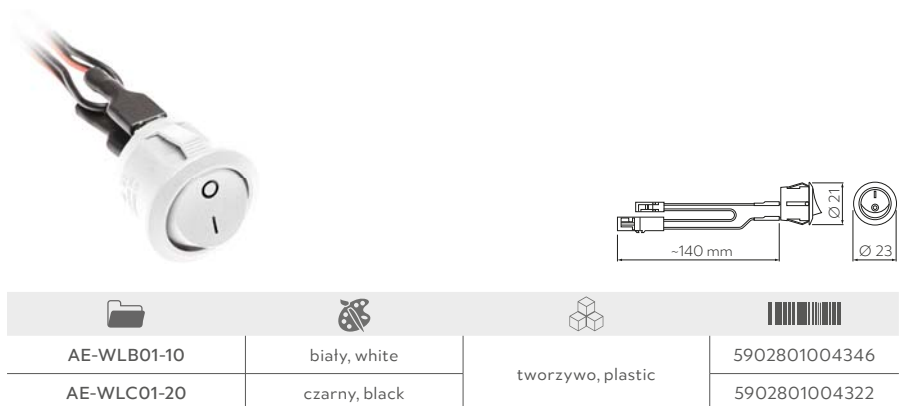
▶ WŁĄCZNIK PODBLATOWY
Countertop switch



▶ WŁĄCZNIK DO TAŚM LED MONTOWANY W PROFIL
Switch for LED strips mounted in profile



▶ WŁĄCZNIK KOŁYSKOWY
Button switch

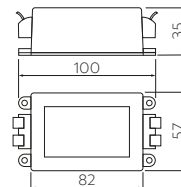


▶ PRZEŁĄCZNIK KOŁYSKOWY OKRĄGLY
Round rocker switch



AE-WLIP44-15	biały, white	tworzywo, plastic	5901867125071

▶ ŚCIEMNIACZ LED
LED dimmer JACKY



LD-DIMLED-10	czarny, black	PC	800 g	5908231337597

▶ WŁĄCZNIK ŁAŃCUSZKOWY
Pull chain switch



AE-WLLAN1-10	chrom, chrome	tworzywo, plastic	5908231313942
AE-WLLAN1-90	złoty, gold		5901867124548
AE-WLLAN1-20	czarny, black		5901867124531

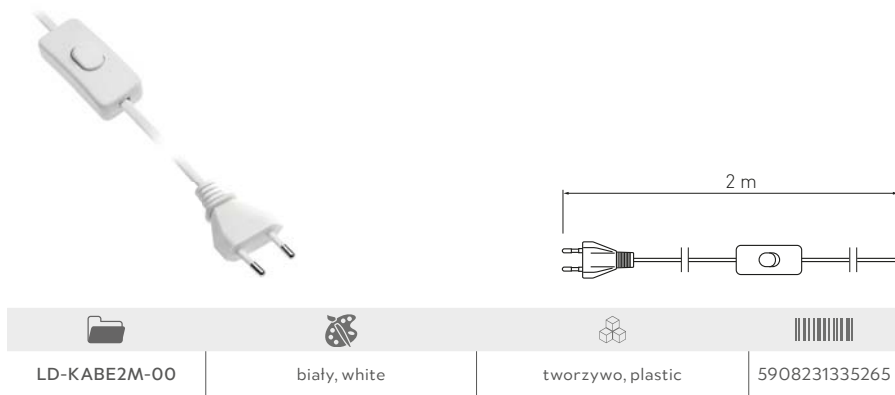
▶ WŁĄCZNIK SZNURKOWY
Pull cable switch



AE-WLSZN1-10	czarny, black	polipropylen, polypropylene	590823133186

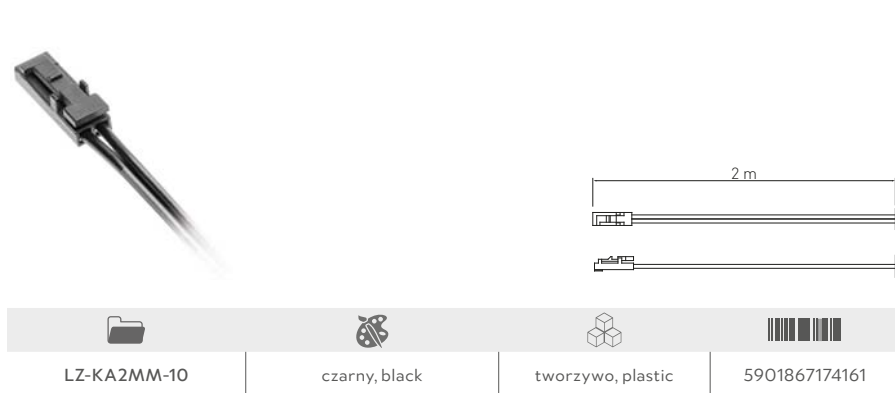
► KABEL ZASILAJĄCY Z WTYCZKĄ I WŁĄCZNIKIEM

Cable with plug and switch



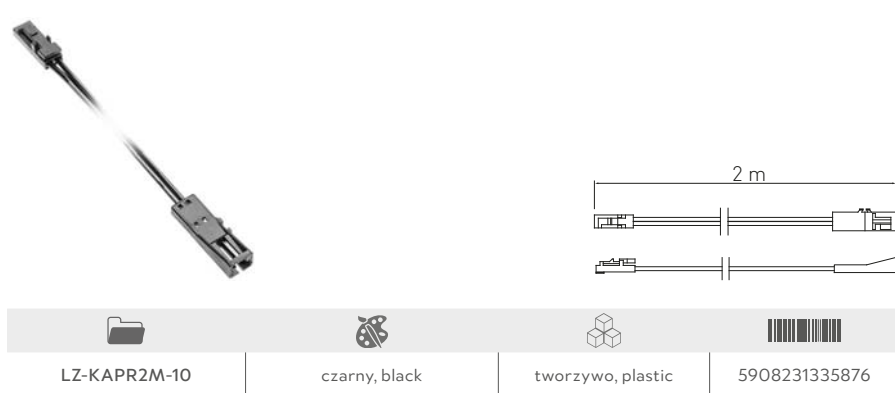
► PRZEWÓD ZE ZŁĄCZKĄ MINI AMP

Cable with Mini AMP



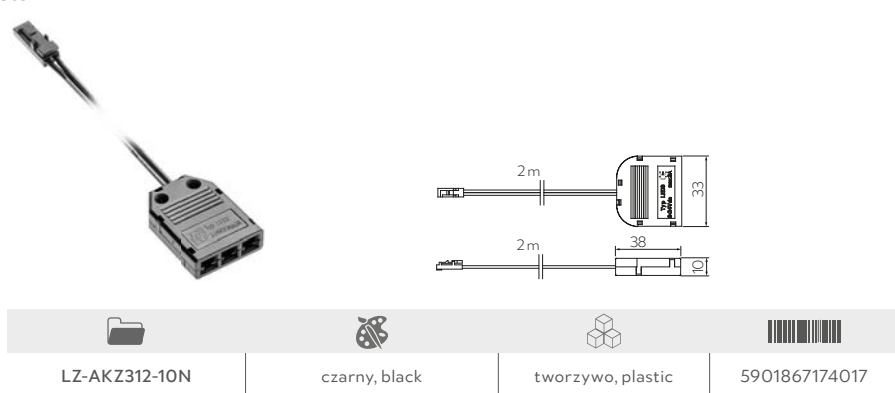
► PRZEWÓD ZE ZŁĄCZKAMI MINI AMP

Cable with Mini AMP



► ZŁĄCZKA DO OŚWIETLENIA LEDOWEGO Z DYSTRYBUTOREM, 3 GNIAZDA

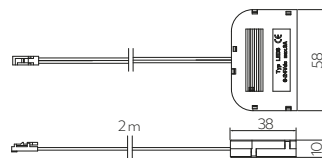
LED fixtures connector with distributor 3 sockets



▶ ZŁĄCZKA DO OŚWIETLENIA LEDOWEGO Z DYSTRYBUTOREM, 6 GNIAZD
LED fixtures connector with distributor 6 sockets



EASY CLICK
COMPATIBLE



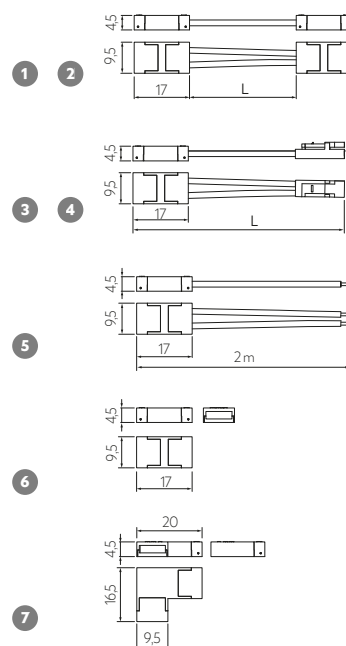
LZ-AKZ612-10N	czarny, black	tworzywo, plastic	5901867187598

▶ ZŁĄCZKA DO TAŚM LED COB
Connector for COB LED strips




EASY CLICK
COMPATIBLE

NEW



		L		
1	LD-ZTK8-COB	150 mm	tworzywo, plastic	5902801455841
2	LD-ZTK82-COB	2000 mm		5902801437748
3	LD-ZTL8AMP-COB	150 mm		5902801496844
4	LD-ZTL82MAMP-COB	2000 mm		5902801456138
5	LD-ZTL82M-COB	2000 mm		5902801454325
6	LD-ZTL8-COB	-		5902801455612
7	LD-ZTKT8-COB	-		5902801456268




▶ ZŁĄCZKA XC11 DO TAŚM LED
Connector XC11 for LED strips




	INFO		
1	LD-ZTL8MM-02N600	8 mm / 600 LED	5902801001536
2	LD-ZTL10MM-02N	10 mm	5901867172587
3	LD-ZTLRGB-04N	RGB	5901867172617

▶ ZŁĄCZKA XC11 DO TAŚM LED KĄTOWA
Angular connector XC11 for LED strips



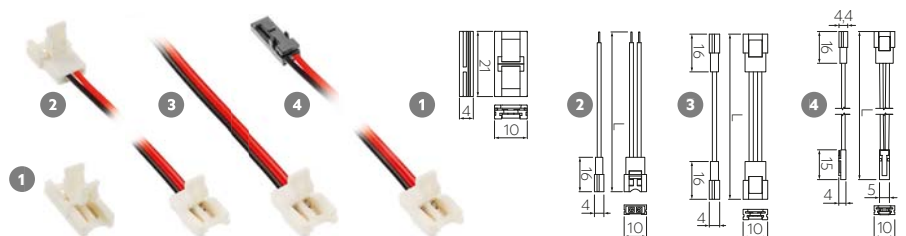
	INFO		
1	LD-ZTK8MM-02N600	8 mm / 600 LED	5902801001550
2	LD-ZTK10MM-02N	10 mm	5901867172884
3	LD-ZTKTRGB-04N	RGB	5901867172822

▶ ZŁĄCZKA XC11 DO TAŚM LED Z PRZEWODEM 15 CM
Connector XC11 with 15 cm cord for strips



	INFO		
1	LD-ZTK8MM-02N600	8 mm / 600 LED	5902801001543
2	LD-ZTK10MM-02N	10 mm	5901867172761

▶ ZŁĄCZKA XC11 DO TAŚM LED SLIM
Connector XC11 for LED strips SLIM



	INFO		
1	LD-ZTSL8MM-02N	8 mm	5902801202377
2	LD-ZTKS8MM-02N	15 cm	5902801202230
3	LD-ZTSL82M-2N	200 cm	5902801202391
4	LD-ZTSL8MMAMP-02N	200 cm + mini amp	5902801205392

▶ OPRAWA NAKŁADANA / WPUSZCZANA **VASCO**

Fixture surface mounted / recessed

360°



LD-VA24CB-53	130 lm	● 3000 K	aluminium, aluminium	tworzywo, plastic	5908231382627
LD-VA24NE-53		● 4000 K			5908231382641

▶ OPRAWA LED **LUMINO**

LED fixture



LD-LU16CB-53	85 lm	● 2700 K	aluminium, aluminium	tworzywo, plastic	5901867164742
LD-LU16NE-53		● 4000 K			5901867160874
LD-LU16ZB-53		● 6500 K			5901867160850

▶ OPRAWA LED Z WŁĄCZNIKIEM **CASTELLO**

LED fixture with switch



LD-CS36CB-53	180 lm	● 3000 K	aluminium, aluminium	tworzywo, plastic	5908231382597
LD-CS36NE-53		● 4000 K			5908231382603
LD-CS36ZB-53		● 6200 K			5908231382610

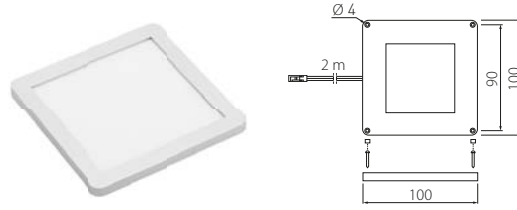
▶ OPRAWA LED WPUSZCZANA **ALVARO**

Recessed LED fixture



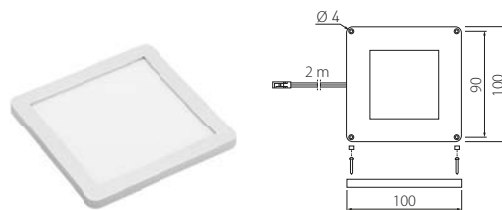
LD-AL24CB-53	130 lm	● 3000 K	aluminium, aluminium	tworzywo, plastic	5901867156976
LD-AL24NE-53		● 4000 K			5901867156969
LD-AL24ZB-53		● 6400 K			5901867156952

OPRAWA LED **VEGAS**
LED fixture



Folder	Light	Color	Material	Material	Barcode
LD-VE15CB-53N	140 lm	3000 K	aluminium, aluminium	tworzywo, aluminium plastic aluminium	5902801236655
LD-VE15NE-53N	145 lm	4000 K			5902801236730
LD-VE15ZB-53N	150 lm	6400 K			5902801235610

OPRAWA 2 W 1 **VEGAS**
Fixture 2 in 1

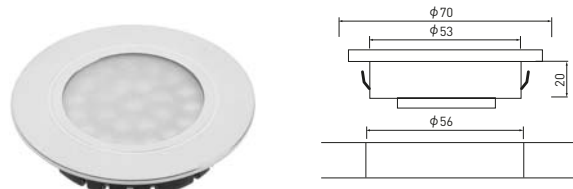


Powiązane produkty:
Włącznik dotykowy bezprzewodowy CCT
AE-WDBP2CCT-10N, AE-WDBP2CCT-20N
Related products: Wireless touchless switch
CCTAE-WDBP2CCT-10N AE-WDBP2CCT-20N



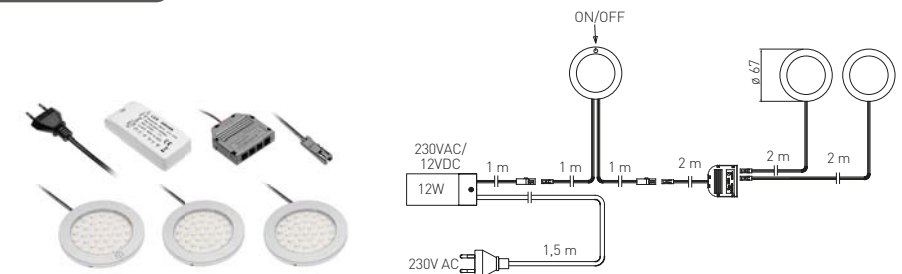
Folder	Light	Color	Material	Material	Barcode
LD-VE15CBZB-53N	140 lm	3000 K - 6400 K	aluminium, aluminium	tworzywo, aluminium plastic aluminium	5902801235627

OPRAWA LED **TREVI**
LED fixture



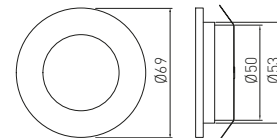
Folder	Light	Color	Material	Material	Barcode
LD-TR24CB-53	300 lm	3000 K	aluminium, aluminium	tworzywo, plastic	5902801032905
LD-TR24NE-53	220 lm	4000 K			5902801298950
LD-TR24ZB-53	300 lm	6400 K			5902801032998

ZESTAW OPRAW Z WŁĄCZNIKIEM **CASTELLO**
Fixture kit with switch



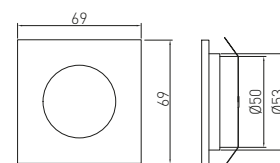
Folder	Light	Color	Material	Material	Barcode
LD-Z3CSCB-53	3 x 180 lm	3000 K	aluminium, aluminium	tworzywo, plastic	5908231389251

▶ ZESTAW OPRAW **BARRI**
Fixture kit



LD-OBP27CB-53	3 x 80 lm	● 2700 K	aluminium, aluminium	tworzywo, aluminium plastic aluminium	5908231374127
LD-OBP27ZB-53		● 6400 K			5908231374134

▶ ZESTAW OPRAW **MARBELLA**
Fixture kit

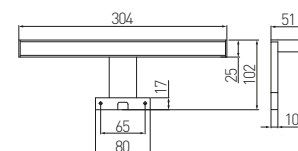


LD-KWP27CB-53	3 x 80 lm	● 2700 K	aluminium, aluminium	tworzywo, aluminium plastic aluminium	5908231374103

▶ OPRAWA NA WYSIĘGNIKU **RADIUS II**
Fixture with arm

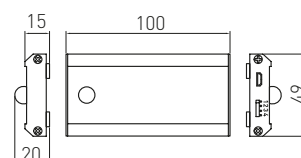


360°



LD-RA60CB-40N	220 lm	● 3000 K	chrom, chrome	tworzywo, plastic	5902801231070
LD-RA60ZB-40N		● 6000 K			5902801234699

▶ OPRAWA LED BEZPRZEWODOWA **COMA**
Cordless LED fixture

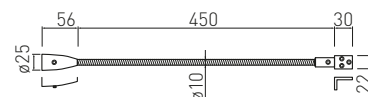


Przewód USB (do ładowania) - 0,5 m w komplecie
Additional 0.5m USB cable (for charging)

			INFO				
1 LD-IRUSB-53	40-50 lm	● 4000 K	Czujnik zbliżeniowy IR, jedno- lub dwu-biegowy, Proximity sensor IR, single or double-pole		aluminium, aluminium	stal, tworzywo steel plastic	5901867188182
1 LD-PIRUSB-53			Czujnik ruchu PIR, jednobiegowy, Proximity sensor IR, single-pole				5901867188199

LAMPKA **BOSTON**
Lamp

360°

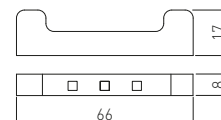
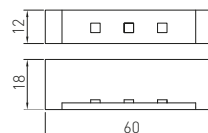


Wymaga zasilacza 12 V, 6 W
Requires 12 V 6 W power supply




LD-BOS1CBWG-53	90 lm	3000 K	aluminium, aluminium	stal, tworzywo, aluminium steel, plastic aluminium	5902801002915

KLIP LED DO PÓŁEK
LED clip for shelves



LD-KLPCB-00N
LD-KLPNB-00N
LD-KLPZB-00N



LD-3SKL-ZBN



LD-KLPCB-00N	10 lm	3000 K	tworzywo, plastic	5901867188205
LD-KLPNB-00N	-	niebieski, blue		5901867173997
LD-KLPZB-00N	12 lm	6400 K		5901867187734
LD-3SKL-ZBN	12 lm	6400 K	stal, steel	5901867175212





GNIAZDA MEBLOWE I ŁADOWARKI

FURNITURE POWER SOCKETS AND CHARGERS

GNIAZDA POWER SOCKETS	282
ŁADOWARKI CHARGERS	292



▶ Gniazdo meblowe wpuszczane **FLIP**

Recessed power socket

NEW

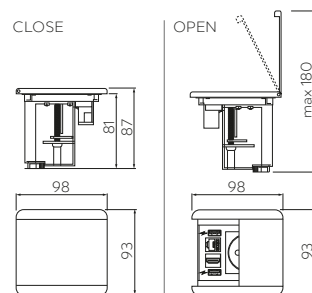


MADE IN EUROPE



CLOSE

OPEN



Folder	INFO	X	⊙	⚡	📦	Barcode
AE-GM1FFLI-20	2x USB-A USB-A 12W max 3500W / max 16A	french	czarny, black	aluminium tworzywo, aluminium plastic	450 g	5902801457630
AE-GM1FFLI-10		french	biały, white			5902801457562
AE-GM1SFLI-20		schuko	czarny, black			5902801457296
AE-GM1SFLI-10		schuko	biały, white			5902801457302

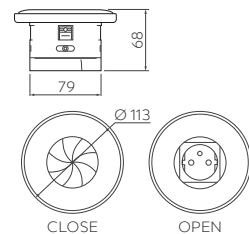
▶ Gniazdo meblowe wpuszczane **SHUTTER**

Recessed power socket

NEW



MADE IN EUROPE

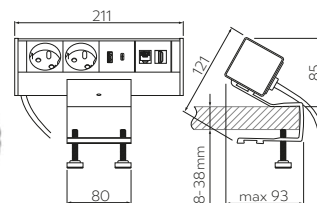
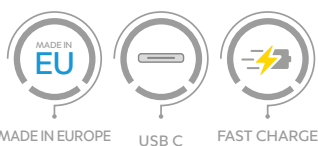


Folder	X	⊙	⚡	📦	Barcode
AE-GM1FSHU-20	french	czarny, black	aluminium tworzywo, aluminium plastic	470 g	5902801457548
AE-GM1FSHU-10	french	biały, white			5902801456985
AE-GM1SSHU-20	schuko	czarny, black			5902801457449
AE-GM1SSHU-10	schuko	biały, white			5902801457517

▶ Gniazdo meblowe wpuszczane **BAR**

Recessed power socket

NEW



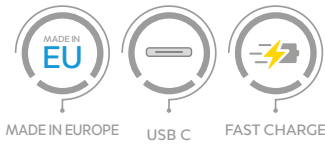
Folder	INFO	X	⊙	⚡	📦	Barcode
AE-GM2FBAR-20	USB-A + USB-C 20W, 18W fast charge max 3500W / max 16A	french	czarny, black	aluminium tworzywo, aluminium plastic	760 g	5902801457210
AE-GM2FBAR-10		french	biały, white			5902801457470
AE-GM2SBAR-20		schuko	czarny, black			5902801457067
AE-GM2SBAR-10		schuko	biały, white			5902801457357



NEW

▶ Gniazdo meblowe wpuszczane **TOWER**

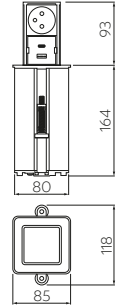
Recessed power socket



MADE IN EUROPE USB C FAST CHARGE



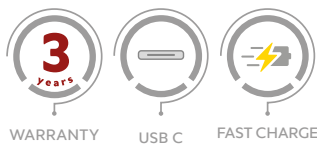
USB-A USB-C



Folder	INFO	X	⊗	⊞	Barcode
AE-GMW1FTOW-20	USB-A + USB-C 20W, 18W fast charge max 3500W / max 16A	french	czarny, black	aluminium tworzywo, aluminium plastic	950 g
AE-GMW1FTOW-10		french	biały, white		
AE-GMW1STOW-20	schuko	czarny, black			
AE-GMW1STOW-10		schuko	biały, white		
					5902801457241
					5902801457180
					5902801457081
					5902801457166

▶ Gniazdo meblowe wpuszczane **PRESTINO**

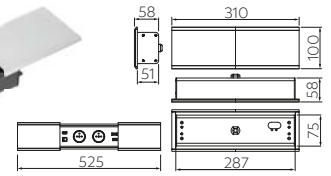
Recessed power socket



WARRANTY USB C FAST CHARGE



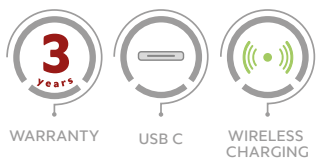
RJ45 HDMI USB-A HDMI 1.5 m RJ45 1.5 m



Folder	INFO	X	⊗	⊞	Barcode
AE-PB2FPRES-20	USB-A + USB-C DC5V 3A (max 15,0W) DC9V 2A (MAX. 18,0W) DC12V 1.5A (MAX. 18,0W)	2 x french	czarny, black	aluminium tworzywo, aluminium plastic	5902801349812
AE-PB2SPRES-20		2 x schuko			5902801349669
AE-PB2FPRES-53	2 x french	aluminium, aluminium	5902801355301		
AE-PB2SPRES-53	2 x schuko		5902801349829		
AE-PB2FPRES-10	2 x french	biały, white	5902801355295		
AE-PB2SPRES-10			2 x schuko	5902801325601	

▶ Gniazdo meblowe wpuszczane **CHARGER PLUS**

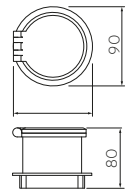
Recessed power socket



WARRANTY USB C WIRELESS CHARGING



1.5 m 5W RJ45 USB-A USB-C



Folder	INFO	X	⊗	⊞	Barcode
AE-BPW1FACP-10	USB A+C 5V/2,4A interchangeable: USB A, HDMI, RJ45	1 x french	biały, white	tworzywo, plastic	5902801325489
AE-BPW1FACP-20		1 x french	czarny, black		5902801354977
AE-BPW1SACP-10		1 x schuko	biały, white	5902801325519	
AE-BPW1SACP-20		1 x schuko	czarny, black	5902801355332	

▶ Gniazdo meblowe wpuszczane **COMFORT PLUS**

Recessed power socket



WARRANTY WIRELESS CHARGING



Folder	INFO	X	⊗	⊞	Barcode
AE-BPW4F120P-10	2xUSB 5V/3,1A 2xRJ45	4 x french	biały, white	tworzywo, plastic	5902801355172
AE-BPW4F120P-20			czarny, black		5902801355288
AE-BPW4S120P-10		4 x schuko	biały, white		5902801355264
AE-BPW4S120P-20			czarny, black		5902801354878

▶ Gniazdo meblowe wpuszczane **CAMINO**

Recessed power socket



WARRANTY WIRELESS CHARGING FAST CHARGE USB C



Folder	INFO	X	⊗	⊞	Barcode
AE-BPW2FCAM-20	USB-A + USB-C DC5V 3A (max 15,0W) DC9V 2A (MAX. 18,0W) DC12V 1.5A (MAX. 18,0W)	2 x french	czarny, black	aluminium tworzywo, aluminium plastic	5902801325410
AE-BPW2SCAM-20		2 x schuko			5902801355233
AE-BPW2FCAM-10		2 x french	biały, white		5902801325533
AE-BPW2SCAM-10		2 x schuko			5902801325656

▶ Gniazdo meblowe wpuszczane **AVARO PLUS**

Recessed power socket



WARRANTY WIRELESS CHARGING FAST CHARGE USB C



Folder	INFO	X	⊗	⊞	Barcode
AE-PB1FAVAP-20	USB-A + USB-C DC5V 3A (max 15,0W) DC9V 2A (MAX. 18,0W) DC12V 1.5A (MAX. 18,0W)	1 x french	czarny, black	aluminium tworzywo, aluminium plastic	5902801325137
AE-PB1SAVAP-20		1 x schuko			5902801355349
AE-PB1FAVAP-53		1 x french	szary, gray		5902801325786
AE-PB1SAVAP-53		1 x schuko			5902801326172
AE-PB1FAVAP-10		1 x french	biały, white		5902801355196
AE-PB1SAVAP-10		1 x schuko			5902801325540

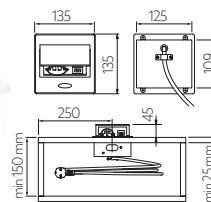


▶ Gniazdo meblowe wpuszczane **AVARO**

Recessed power socket



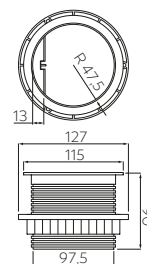
WARRANTY USB C



Folder	INFO	X	RoHS	Material	Barcode
AE-PB1FAVA-20N	USBA A + C DC5V 2A (MAX. 10 W)	1 x french	czarny, black	aluminium tworzywo, aluminium plastic	5902801436277
AE-PB1SAVA-20N		1 x schuko			5902801436314
AE-PB1SAVA-53N		1 x schuko	szary, gray		5902801435768
AE-PB1FAVA-10N		1 x french			5902801435843
AE-PB1SAVA-10N		1 x schuko	biały, white		5902801435874
AE-PB1FAVA-53N		1 x french			5902801435720

▶ Gniazdo meblowe wpuszczane **CHARGER**

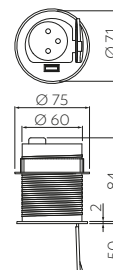
Recessed power socket



Folder	X	RoHS	Material	Barcode
AE-BPW1S2UCH-80	1 x schuko	srebrny, silver	tworzywo, plastic	5901867196439
AE-BPW1U2UCH-80	1 x french			5901867196422

▶ Gniazdo meblowe wpuszczane **CHARGER MINI**

Recessed power socket

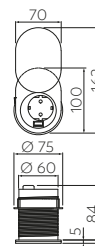


Folder	X	RoHS	Material	Barcode
AE-BPW1U1UCH-53	1 x french	aluminium, aluminium	tworzywo, plastic	5902801253065
AE-BPW1S1UCH-53	1 x schuko			5902801253713



▶ Gniazdo meblowe wpuszczane **SLIDE**

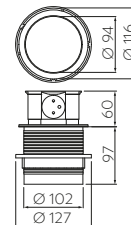
Recessed power socket



Folder	INFO	X	Material	Material	Barcode
AE-BPW1U1UCH-51	USB 5V / 2,4A	1 x french	aluminium, aluminium	tworzywo, plastic	5902801253027
AE-BPW1S1UCH-51		1 x schuko			5902801252945

▶ Gniazdo meblowe wpuszczane **COMFORT**

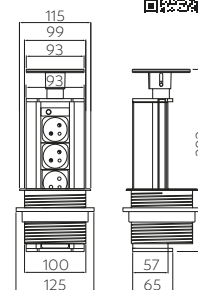
Recessed power socket



Folder	INFO	X	Material	Material	Barcode
AE-BPW4U100-53	-	4 x french	aluminium, aluminium	aluminium tworzywo, aluminium plastic	5902801252617
AE-BPW4S100-53		4 x schuko			5902801253003
AE-BPW3U100U-53	USB 5V / 2,4A	3 x french	aluminium, aluminium	aluminium tworzywo, aluminium plastic	5902801253010
AE-BPW3S100U-53		3 x schuko			5902801252587

▶ Gniazdo meblowe wpuszczane okrągłe Ø 100

Round recessed power socket Ø 100



Folder	mm	X	Material	Material	Barcode
AE-BPW3GU-20	100	3 x french	czarny, black	aluminium tworzywo, aluminium plastic	5908231338815
AE-BPW3GU-80			srebrny, silver		5908231338808
AE-BPW3GS-20		3 x schuko	czarny, black		5908231338839
AE-BPW3GS-80			srebrny, silver		5908231338822

▶ Gniazdo meblowe wpuszczane okrągłe Ø 60
Round recessed power socket Ø 60

360°



Folder	Ø mm	X	Symbol	Material	Barcode
AE-BPW3U60-20	60	3 x french	-	czarny, black	5908231395559
AE-BPW3U60-80				srebrny, silver	5908231395566
AE-BPW3S60-20		3 x schuko	-	czarny, black	5908231395535
AE-BPW3S60-80				srebrny, silver	5908231395542

▶ Gniazdo meblowe wpuszczane okrągłe Ø 60
Round recessed power socket Ø 60

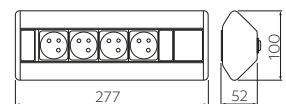
360°



Folder	Ø mm	X	Symbol	Material	Barcode
AE-BPW3U60U-20	60	3 x french	5V USB	czarny, black	5901867130983
AE-BPW3U60U-80				srebrny, silver	5901867131003
AE-BPW3S60U-20		3 x schuko		czarny, black	5901867130945
AE-BPW3S60U-80				srebrny, silver	5901867130969

▶ Gniazdo meblowe kątowe
Corner furniture power socket

360°

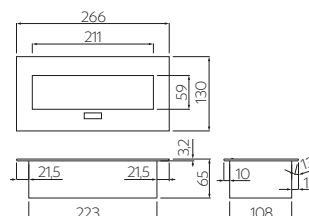


Folder	X	Symbol	Material	Barcode
AE-PBKT4U-80	4 x french	-	srebrny, silver	5901867162779
AE-PBKT4S-80	4 x schuko			5901867162786
AE-PBKT3U2U-80	3 x french	5V USB max 2A	aluminium tworzywo, aluminium plastic	5901867162793
AE-PBKT3S2U-80	3 x schuko			5901867162809

▶ Gniazdo meblowe wpuszczane prostokątne
Rectangular recessed power socket

NEW

360°



Folder	mm	X	Material	Material	Barcode
AE-PBC3GU-53	1,5 m	3 x french	aluminium, aluminium	stal, tworzywo steel plastic	5908231389121
AE-PBC3GU-20		3 x french	czarny, black		5902801023385
AE-PBC3GU-10		3 x french	biały, white		5901867130730
AE-PB03GS-53N		3 x schuko	aluminium, aluminium		5902801433856
AE-PB03GS-20N		3 x schuko	czarny, black		5902801434037
AE-PB03GS-10N		3 x schuko	biały, white		5902801434006
AE-PB03GU-53N		3 x french	aluminium, aluminium		5902801433993

▶ Gniazdo meblowe wpuszczane **SOFT**
Recessed power socket

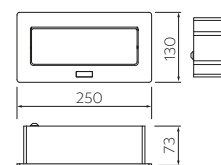
NEW

360°



WAŻNE
W nowym modelu ramka została poszerzona o 5 mm z każdej strony, aby idealnie zasłaniała otwór montażowy.

IMPORTANT
In the new model, the frame has been widened by 5 mm on each side to perfectly cover the mounting hole.



Folder	X	Material	Material	Barcode
AE-PBSC3GS-10N	3 x schuko	biały, white	stal, tworzywo steel plastic	5902801433733
AE-PBSC3GS-20NN		czarny, black		5902801434082
AE-PBSC3GS-53N		aluminium, aluminium		5902801433801
AE-PBSC3GU-10N	3 x french	biały, white	stal, tworzywo steel plastic	5902801433825
AE-PBSC3GU-20NN		czarny, black		5902801434129
AE-PBSC3GU-53N		aluminium, aluminium		5902801433849
AE-PBSUC2GS-10N	2 x schuko	biały, white	stal, tworzywo steel plastic	5902801433887
AE-PBSUC2GS-20NN		czarny, black		5902801434150
AE-PBSUC2GS-53N		aluminium, aluminium		5902801433900
AE-PBSUC2GU-10N	2 x french	biały, white	stal, tworzywo steel plastic	5902801433924
AE-PBSUC2GU-20NN		czarny, black		5902801434181
AE-PBSUC2GU-53N		aluminium, aluminium		5902801434013

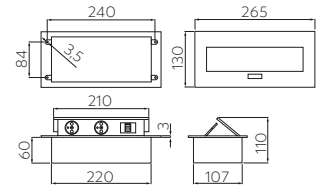
▶ Gniazdo meblowe wpuszczane prostokątne
Rectangular recessed power socket

NEW

360°



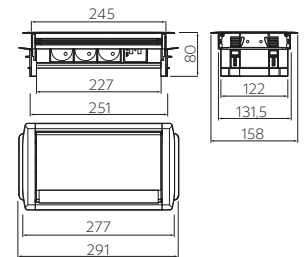
USB C



Folder	X	⊘	⚡	📦	📊
AE-PBU02GS-20N	2 x schuko		biały, white	stal, tworzywo steel plastic	5902801436116
AE-PBU02GS-10N			czarny, black		5902801436031
AE-PBU2GU-10N	2 x french		biały, white		5902801436192
AE-PBU2GU-20N			czarny, black		5902801435898
AE-PBU2GU-53N			aluminium, aluminium	5902801435911	

▶ Gniazdo meblowe przepustowe z USB
Through-desk power socket with USB

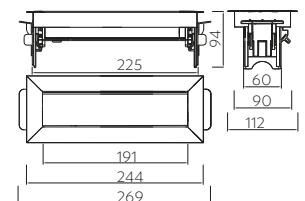
360°



Folder	X	⊘	🔌	⚡	📦	📊
AE-PBC3GS-53BKS	3 x schuko		-	aluminium, aluminium	aluminium tworzywo, aluminium plastic	5901867196637
AE-PBC3GS2U-53BKS	3 x schuko		5V USB max 2A			5901867196651

▶ Gniazdo meblowe bez kasety
Furniture power socket without housing

360°



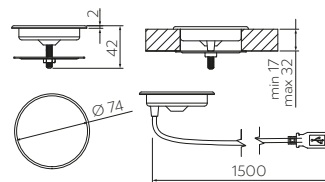
Folder	X	⊘	⚡	📦	📊
AE-PBC3GS-51BK	3 x schuko		stal szczerotkowana brushed steel	stal, aluminium, tworzywo steel, aluminium plastic	5901867196613
AE-PBC3GU-51BK	3 x french				5901867196620

▶ ŁADOWARKA BEZPRZEWODOWA LUX Z ZASILACZEM

Inductive charger with a power feeder LUX



WIRELESS CHARGING



AE-ZLADLUX-40	chrom, chrome	tworzywo, plastic	590280123513

▶ ŁADOWARKA BEZPRZEWODOWA Z ZASILACZEM SQUARE

Inductive charger with a power feeder SQUARE

NEW



WIRELESS CHARGING



AE-ZLADSQ-20	czarny, black	tworzywo, plastic	5902801426131

▶ ŁADOWARKA BEZPRZEWODOWA Z ZASILACZEM MAGNETO

Inductive charger with a power feeder MAGNETO

NEW



WIRELESS CHARGING



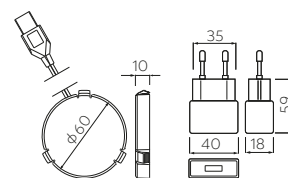
AE-ZLADMAG-20	czarny, black	tworzywo, plastic	5902801426132

▶ ŁADOWARKA BEZPRZEWODOWA / INDUKCYJNA, PODBLATOWA Z ZASILACZEM

Wireless surface charger under the countertop mount



WIRELESS CHARGING



AE-ZLADPOD-20	czarny, black	tworzywo, plastic	5902801031854

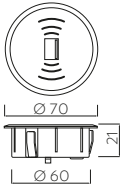
ŁADOWARKA INDUKCYJNA Z ZASILACZEM

Wireless charger with power supply

360°



WIRELESS CHARGING



AE-ZUSB-20	czarny, black	tworzywo, plastic	5901867181954

ŁADOWARKA

Charger

NEW



AE-ZLADUS-20	czarny, black	tworzywo, plastic	5902801489662

ŁADOWARKA

Charger

NEW



FAST CHARGE

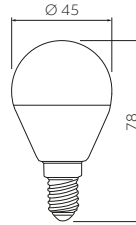


AE-ZLADUSFC-20	czarny, black	tworzywo, plastic	5902801428241



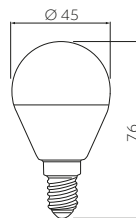


▶ ŹRÓDŁO ŚWIATŁA LED **B45**
LED light source



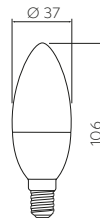
GT-B45W5W-3	5,0 W	5,0 W = 35 W	G	3000 K	400 lm	5902801461866
GT-B45NW5W-3				4000 K		5902801460685

▶ ŹRÓDŁO ŚWIATŁA LED **B45**
LED light source



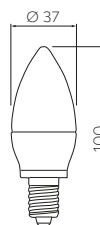
GT-SMGB45B-30	3,0 W	3,0 W = 25 W	F	3000 K	255 lm	5902801039973
GT-SMGB45B-60					6,0 W	6,0 W = 43 W

▶ ŹRÓDŁO ŚWIATŁA LED **C37**
LED light source



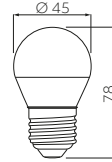
GT-C37W5W-3	5,0 W	5,0 W = 35 W	G	3000 K	400 lm	5902801490934
GT-C37NW5W-3				4000 K		5902801461927

▶ ŹRÓDŁO ŚWIATŁA LED **C37**
LED light source



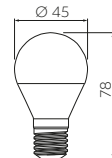
GT-SMGC30B-30	3,0 W	3,0 W = 26 W	F	3000 K	260 lm	5902801039980
GT-SMGC30B-60					6,0 W	6,0 W = 43 W

▶ ŹRÓDŁO ŚWIATŁA LED **B45C**
LED light source



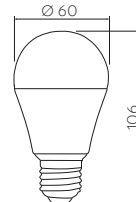
GT-B45CW5W-3	5,0 W	5,0 W = 35 W	G	● 3000 K	400 lm	5902801492525
GT-B45CNW5W-3				● 4000 K		5902801492600

▶ ŹRÓDŁO ŚWIATŁA LED **B45C**
LED light source



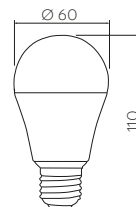
GT-SMGB45C-30	3,0 W	3,0 W = 25 W	F	● 3000 K	255 lm	5902801040290
GT-SMGB45C-60				● 4000 K		

▶ ŹRÓDŁO ŚWIATŁA LED **A60**
LED light source



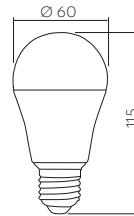
GT-A60WW9W-3	8,8 W	8,8 W = 60 W	F	● 3000 K	806 lm	5902801460111
GT-A60NW9W-3				● 4000 K		

▶ ŹRÓDŁO ŚWIATŁA LED **A60**
LED light source



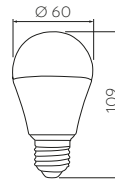
GT-A60WW10W-3	10,0 W	10,0 W = 68 W	F	● 3000 K	940 lm	5902801467738
GT-A60NW10W-3				● 4000 K		

▶ ŹRÓDŁO ŚWIATŁA LED **A60**
LED light source



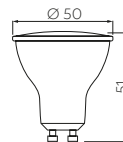
Folder	W	Light Bulb	Ei	Color	Beam	Barcode
GT-A60WW12W-3	12,0 W	12,0 W = 81 W	A	3000 K	1160 lm	5902801492440
GT-A60NW12W-3				4000 K		5902801460005

▶ ŹRÓDŁO ŚWIATŁA LED **A60**
LED light source



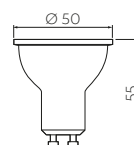
Folder	W	Light Bulb	Ei	Color	Beam	Barcode
GT-PC2A60-6W	6,0 W	6,0 W = 43 W	F	3000 K	520 lm	5902801039096
GT-PC2A60-9W	8,5 W	8,5 W = 58 W		3000 K	780 lm	5902801226502
GT-PC2A60-10W	9,5 W	9,5 W = 65 W		3000 K	900 lm	5902801039119
GT-PN2A60-10W	9,5 W	9,5 W = 65 W		4000 K	900 lm	5902801359101
GT-PZA60-10W	9,5 W	9,5 W = 65 W		6400 K	900 lm	5902801361449
GT-PC2A60-12	11,5 W	11,5 W = 77 W		3000 K	1100 lm	5902801039058
GT-PN2A60-12	11,5 W	11,5 W = 77 W		4000 K	1100 lm	5902801359156
GT-PZ2A60-12	11,5 W	11,5 W = 77 W		6400 K	1100 lm	5902801361470

▶ ŹRÓDŁO ŚWIATŁA LED **GU10**
LED light source



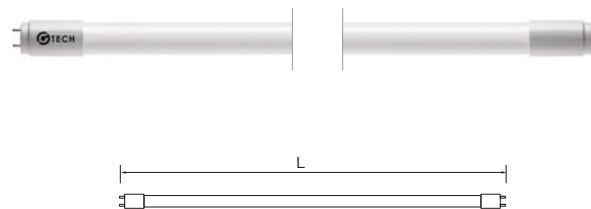
Folder	W	Light Bulb	Ei	Color	Beam	Barcode
GT-PC3010-30	3,0 W	3,0 W = 43 W	F	3000 K	260 lm	5902801216459
GT-PC3010-40		3,0 W = 58 W		4000 K		5902801217470
GT-PC3010-64		3,0 W = 65 W		6400 K		5902801217623
GT-PC5010-30	4,9 W	4,9 W = 65 W		3000 K	410 lm	5902801217647
GT-PC5010-40		4,9 W = 65 W		4000 K		5902801217760
GT-PC5010-64		4,9 W = 77 W		6400 K		5902801217654

▶ ŹRÓDŁO ŚWIATŁA LED **GU10**
LED light source



Folder	W	Light Bulb	Ei	Color	Beam	Barcode
GT-GU10WW5W-3	5,0 W	5,0 W = 35 W	G	3000 K	400 lm	5902801492464
GT-GU10NW5W-3				4000 K		5902801451249

▶ ŹRÓDŁO ŚWIATŁA LED **T8**
LED light source

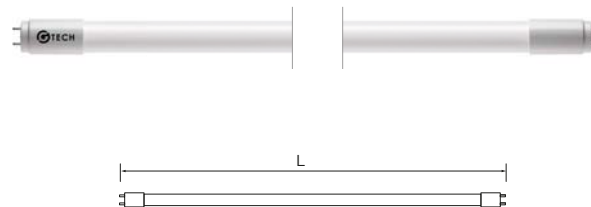


Folder	L
GT-SZNT809W-60	600 mm
GT-SZNT818W-120	1200 mm
GT-SZNT822W-150	1500 mm

*mm

Folder	W	Ei	Color	lm	Barcode
GT-SZNT809W-60	9,0 W	F	● 4000 K	600 lm	5902801204661
GT-SZNT818W-120	18,0 W		● 4000 K	1200 lm	5902801204722
GT-SZNT822W-150	22,0 W		● 4000 K	1500 lm	5902801204760

▶ ŹRÓDŁO ŚWIATŁA LED **T8**
LED light source

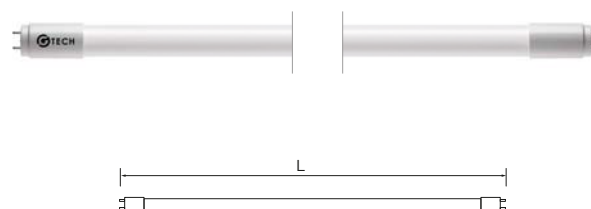


Folder	L
GT-SZZT809W-60	600 mm
GT-SZZT818W-120	1200 mm
GT-SZZT822W-150	1500 mm

*mm

Folder	W	Ei	Color	lm	Barcode
GT-SZZT809W-60	9,0 W	F	● 6400 K	600 lm	5902801204739
GT-SZZT818W-120	18,0 W		● 6400 K	1200 lm	5902801205101
GT-SZZT822W-150	22,0 W		● 6400 K	1500 lm	5902801204944

▶ ŹRÓDŁO ŚWIATŁA LED **T8**
LED light source

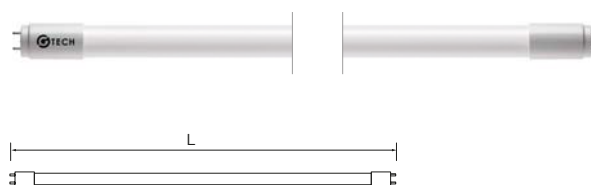


Folder	L
GT-SZNT809WBX-60	600 mm
GT-SZNT818WBX-120	1200 mm
GT-SZNT822WBX-150	1500 mm

*mm

Folder	W	Ei	Color	lm	Barcode
GT-SZNT809WBX-60	9,0 W	F	● 4000 K	600 lm	5902801323157
GT-SZNT818WBX-120	18,0 W		● 4000 K	1200 lm	5902801309366
GT-SZNT822WBX-150	22,0 W		● 4000 K	1500 lm	5902801323140

▶ ŹRÓDŁO ŚWIATŁA LED **T8**
LED light source



Folder	L
GT-SZZT809WBX-60	600
GT-SZZT818WBX-120	1200
GT-SZZT822WBX-150	1500

*mm

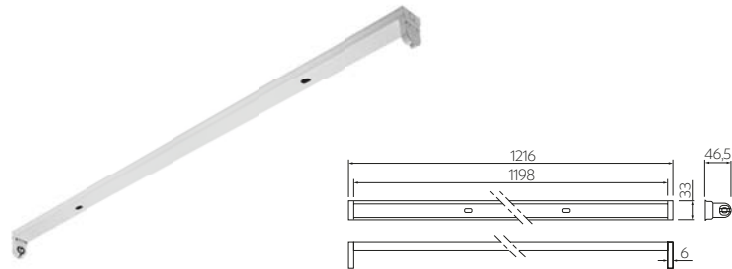
Folder	W	Ei	Color	lm	Barcode
GT-SZZT809WBX-60	9,0 W	F	● 6500 K	600 lm	5902801324291
GT-SZZT818WBX-120	18,0 W		● 6500 K	1200 lm	5902801309397
GT-SZZT822WBX-150	22,0 W		● 6500 K	1500 lm	5902801323782

▶ **OPRAWA LED „HIGHBAY”**
LED fitting



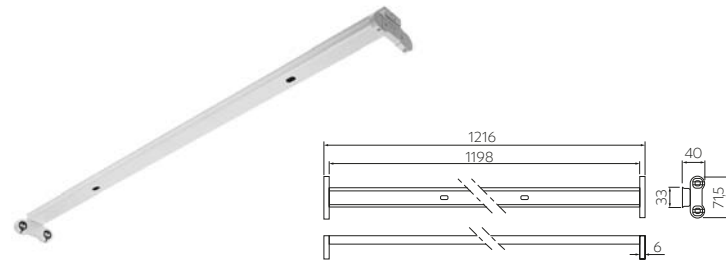
GT-HB150W-40	150 W	aluminium, aluminium	● 4000 K	15000 lm	5902801274657

▶ **OPRAWA ŚWIETŁÓWKOWA G13**
Fitting for T8 LED tube



GT-OSL1120S-00	stal, steel	5902801270468

▶ **OPRAWA ŚWIETŁÓWKOWA G13**
Fitting for T8 LED tube



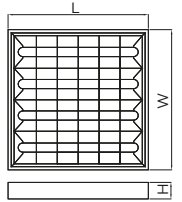
GT-OSL2120S-00	stal, steel	5902801270734

▶ **OPRAWA WPUSZCZANA G13**
Flush-mounted fitting for T8 LED Tube



GT-LE060JW-01	stal, steel	5902801234989

▶ **OPRAWA NATYNKOWA G13**
Surface mounted fitting for T8 LED Tube

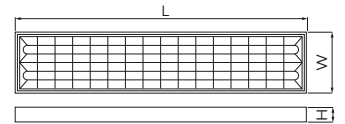


Folder	Material	Barcode
GT-LE060JN-01	stal, steel	5902801049121
GT-LE120JN-01		5902801041839

Folder	L	W	H
GT-LE060JN-01	610	610	72
GT-LE120JN-01	300	1220	70

*mm

▶ **OPRAWA NATYNKOWA G13**
Surface mounted fitting for T8 LED Tube

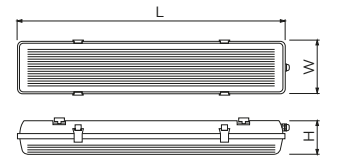


Folder	Material	Barcode
GT-LE060JN-01	stal, steel	5902801049121
GT-LE120JN-01		5902801041839

Folder	L	W	H
GT-LE060JN-01	610	610	72
GT-LE120JN-01	300	1220	70

*mm

▶ **OPRAWA HERMETYCZNA G13**
Airtight fitting

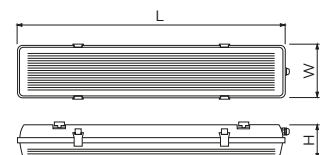


Folder	Material	Barcode
GT-HEL136-00	ABS/PS	5902801282324
GT-HEL158-00		5902801282270
GT-HEL218-00		5902801281198
GT-HEL236-00		5902801282300
GT-HEL258-00		5902801282478

Folder	L	W	H
GT-HEL136-00	649	98	76
GT-HEL158-00	1259	61	74
GT-HEL218-00	1259	98	76
GT-HEL236-00	1559	98	76
GT-HEL258-00	1559	98	76

*mm

▶ **OPRAWA HERMETYCZNA G13**
Airtight fitting



Folder	Material	Barcode
GT-HER2X18-00	ABS/PS	5902801249808
GT-HER2X36-00		5902801249693
GT-HER2X58-00		5902801249815

Folder	L	W	H
GT-HER2X18-00	690	115	58
GT-HER2X36-00	1270	110	60
GT-HER2X58-00	1590	110	60

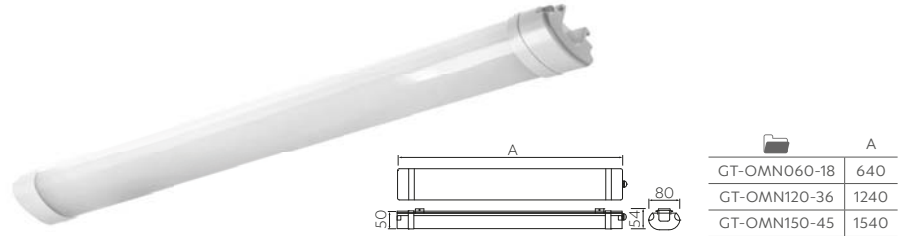
*mm

▶ **OPRAWA HERMETYCZNA G13**
Airtight fitting



GT-HR2X18W12-30	2x18 W	ABS/PS	● 4000 K	2x1800 lm	5902801360893

▶ **OPRAWA HERMETYCZNA LED**
Airtight fitting



GT-OMN060-18	18,0 W	● 4000 K	1600 lm	5902801128257
GT-OMN120-36	36,0 W	● 4000 K	3200 lm	5902801128486
GT-OMN150-45	45,0 W	● 4000 K	4000 lm	5902801128660

▶ **OPRAWA LED BIZAR**
LED fitting



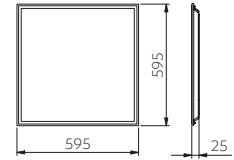
GT-BPZ40W606-40	40,0 W	● 4000 K	4000 lm	5902801399589

▶ **OPRAWA LED BIZAR**
LED fitting



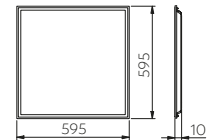
GT-BPZ40W123-40	40,0 W	● 4000 K	4000 lm	5902801399701

▶ OPRAWA LED
LED fitting




GT-BP40W606-40-8	40,0 W	● 4000 K	4000 lm	5902801413766

▶ OPRAWA LED
LED fitting



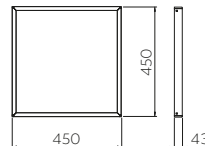
GT-PAL40W60-NB	40,0 W	● 4000 K	3500 lm	5902801209819

▶ OPRAWA LED
LED fitting



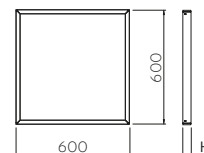
GT-PAL40W120-NB	40,0 W	● 4000 K	3500 lm	5902801209925

▶ RAMA DO MONTAŻU
NATYNKOWEGO
Frame for surface mounting



GT-RM45X45-00	Aluminium	5902801300394

▶ RAMA DO MONTAŻU
NATYNKOWEGO
Frame for surface mounting

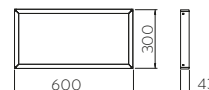


	H
GT-RM60X60-00	43
GT-RMBK60x60-00	65
	*mm



GT-RM60X60-00	Aluminium	5902801276088
GT-RMBK60x60-00		5902801403965

▶ RAMA DO MONTAŻU
NATYNKOWEGO
Frame for surface mounting



GT-RM30X60-00	Aluminium	5902801276163

▶ RAMA DO MONTAŻU
NATYNKOWEGO
Frame for surface mounting

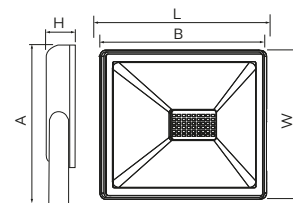


	H
GT-RM30X120-00	43
GT-RMBK120x30-00	65
	*mm



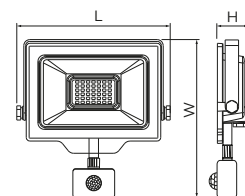
GT-RM30X120-00	Aluminium	5902801276071
GT-RMBK120x30-00		5902801403095

▶ **NAŚWIETLACZ LED GCX**
LED floodlight



	W		☀	Barcode	L	W	H	A	B
GT-GCX10W-40	10,0 W	● 4000 K	800 lm	5902801298790	98	74	30	80	90
GT-GCX10W-64		● 6000 K		5902801299124					
GT-GCX20W-40	20,0 W	● 4000 K	1600 lm	5902801299780	118	94	35	103	110
GT-GCX20W-64		● 6000 K		5902801270383					
GT-GCX30W-40	30,0 W	● 4000 K	2400 lm	5902801299094	148	125	35	133	140
GT-GCX30W-64		● 6000 K		5902801270475					
GT-GCX50W-40	50,0 W	● 4000 K	4000 lm	5902801299117	178	155	35	170	170
GT-GCX50W-64		● 6000 K		5902801270550					
GT-GCX70W-40	70,0 W	● 4000 K	5600 lm	5902801270574	218	185	35	203	210
GT-GCX70W-64		● 6000 K		5902801270291					
GT-GCX100W-40	100,0 W	● 4000 K	8000 lm	5902801262371	250	222	35	250	247
GT-GCX100W-64		● 6000 K		5902801271106					
GT-GCX150W-40	150,0 W	● 4000 K	12000 lm	5902801262296	350	310	45	342	343
GT-GCX150W-64		● 6000 K		5902801270284					
GT-GCX200W-40	200,0 W	● 4000 K	18000 lm	5902801318061	455	355	44	-	-

▶ **NAŚWIETLACZ LED Z CZUJNIKIEM RUCHU GCR**
LED floodlight with a motion sensor



	W		☀	Barcode	L	W	H
GT-GCR10W-40	10,0 W	● 4000 K	1000 lm	5902801463761	90	135	48
GT-GCR10W-64		● 6000 K		5902801470639			
GT-GCR20W-40	20,0 W	● 4000 K	2000 lm	5902801463921	110	155	48
GT-GCR20W-64		● 6000 K		5902801463815			
GT-GCR30W-40	30,0 W	● 4000 K	3000 lm	5902801464256	140	190	48
GT-GCR30W-64		● 6000 K		5902801464966			
GT-GCR50W-40	50,0 W	● 4000 K	5000 lm	5902801465048	175	200	48
GT-GCR50W-64		● 6000 K		5902801465390			

▶ **CZUJNIK RUCHU GCR**
Motion sensor



	W		☀	Barcode
GT-GCRCR-10	-	-	-	5902801465406

PRZEWODNIK PO SYMBOLACH KATALOGU GUIDE TO CATALOG SYMBOLS

Ikony elektrotechniczne. Electrical engineering icons.



3 tryby świecenia.
3 types of lighting.

3 LIGHT MODES



Szybkie ładowanie.
Fast charge.

FAST CHARGE



Produkt wykonany z materiałów niepalnych.
Product is made of non-flammable materials.

FIRE PROTECTION



Produkt nie zawiera przewodu zasilającego.
Product does not include a power cord.

NOT INCLUDED



Funkcja korytarzowa.
Corridor function.

CORRIDOR FUNCTION



Możliwość montażu natynkowego i wpuszczanego.
Possibility of surface and recessed installation.

SURFACE/FLUSH MOUNTING



Produkt wyposażony w czujnik ruchu.
Product is equipped with a motion sensor.

MOTION SENSOR



Możliwość zmiany barwy światła.
Possibility to change the color of light.

CCT



Regulowany uchwyt montażowy.
Adjustable mounting bracket.

ADAPTIVE ASSEMBLY SYSTEM



Czujnik ruchu PIR.
PIR motion sensor.

MOTION SENSOR



Rodzaj trzonka.
Type of bulb base.

E14



Możliwość doprowadzenia przewodów z 3 stron.
Possibility of connecting cables from 3 sides.

3 SIDES CONNECTION



Czujnik zmierzchu.
Dusk sensor.

DUSK SENSOR



Skuteczne odprowadzanie ciepła.
Effective heat dissipation.

HEAT PROTECT



Obudowa typu SLIM.
SLIM type casing.

SLIM BODY



Mikrofalowy czujnik ruchu.
Microwave motion sensor.

MICROWAVE MOTION SENSOR



Ładowanie bezprzewodowe.
Wireless charging.

WIRELESS CHARGING



Oprawa odporna na środki chemiczne i promieniowanie UV.
Fixture is resistant to chemicals and UV radiation.

CHEMICAL RESISTANT



Czas świecenia w trybie awaryjnym.
Lighting time in emergency mode.

3H EMERGENCY LIGHTING



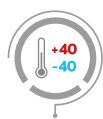
Materiał wykonania obudowy.
Housing material.

ALUMINIUM POLICARBON



Okres gwarancji.
Guarantee period.

WARRANTY



Zakres temperatury otoczenia do jakiej przystosowany jest produkt.
Ambient temperature range to which the product is adapted.

WORKING TEMPERATURE



Produkt wykonany z materiałów odpornych na korozję.
Product is made of corrosion-resistant materials.

MATERIALS



Współpracuje ze ściemniaczami.
Dimmable.

DIMMABLE



Montaż zatrzaskowy.
Snap-in assembly.



Maksymalna ilość opraw do połączenia w linie.
Maximum unit in line connection.



Przycisk TEST.
TEST button.



Produkt posiada atest.
Product is approved.



Możliwość podłączenia bez użycia narzędzi.
No-tool connection option.



Stopień ochrony przed uderzeniami mechanicznymi.
Degree of protection against mechanical impacts.



Lampa z niskim profilem.
Lamp with a low profile.



Panel LED typu backplate.
Backplate LED panel..



Stopień ochrony IP.
IP protection degree.



Zawiera wymienne źródło światła.
Includes a replaceable light source.



Funkcja Power Bank.
Power Bank function.



Współczynnik oślnienia.
Glare rating.



Na zamówienie wersja DALI.
DALI on order.



Zasilanie solarne.
Solar powered.



Wysokość ramki.
Frame height.



Skuteczność świetlna.
Luminous efficiency.



Produkt kompatybilny z systemem Easy Click.
Product is compatible with the Easy Click system.



Filamentowe źródło światła LED.
Filament LED light source.



Sterowanie RF.
RF control.



Producent diod LED.
LED manufacturer.



Kąt świecenia.
Beam angle.



Zasilanie napięciem 12 V prąd stały.
12 V power supply DC.

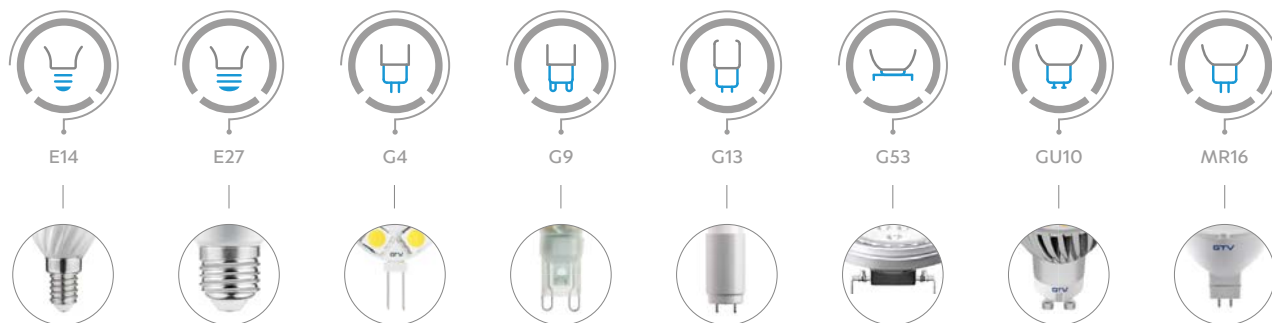


Długość przewodu z wtyczką.
Length of cable with plug.














Zmiana koloru RGBW.
RGBW Color Change.

Ikony elektrotechniczne pozostałe - rodzaj trzonka. Electrical engineering icons – base type.



Ikony elektrotechniczne pozostałe - funkcjonalności. Electrical engineering icons – functionality.

 <p>„Tryb pracy „na jasno”, oprawa zasilana ciągle – oprawa świeci zarówno podczas zasilania podstawowego jak i po jego zaniku”. „Maintained operating mode, luminaire is powered constan- tly – the luminaire illuminates both during power supply as well as after its shutting down”.</p>	 <p>Maksymalna rozpraszana moc źródeł światła dla profilu roz- grzanego do maksymalnie 65 stopni C, dla wersji z kloszem.* Maximal dissapated power of lamps for heated profiles to 65°C, when applied with lampshades.*</p>	 <p>2 tryby załączania źródła światła. CCT 2 colour modes switch.</p> <p>DUO-COLOR</p>
 <p>„Tryb pracy „na ciemno”, oprava zasilana nieciągle – oprava świeci tylko po zaniku zasilania podstawowego” Non-maintained operation mode, luminaire is not powered continuously – the luminaire illuminates only after power supply failure</p>	 <p>Na zamówienie oprava przystosowana do częstego załączania np. współpraca z czujkami ruchu. Luminaire is compatible with motion detector on request.</p>	 <p>Współpracuje z modułem awaryjnym. Emergency module compatibility.</p>
 <p>„Tryb pracy przelączany – o świeceniu oprawy podczas obecności zasilania podstawo- wego decyduje zewnętrzny wyłącznik”. Switch mode is regulated by an external switch that determines if the luminaire illuminates while being connected to the grid.</p>	 <p>Piktogramem oznaczone są łączniki, w których można podłączyć zasilanie szynoprzewodu. Connectors that can be plugged into the grid are marked by this pictogram.</p>	 <p>3-stopniowy czujnik ruchu. 3 step motion sensor.</p>
 <p>Fukcja SOS, ZOOM. SOS, ZOOM function.</p>	 <p>3-stopniowa regulacja jasności 3 step brightness adjustment</p> <p>TRI-TONE</p>	

* Rzeczywiste wartości mocy, strumienia świetlnego, temperatury barwowej mogą się różnić w granicach ±5% od podanych wartości. Maksymalna temperatura otoczenia dla powyższych wyników wynosi 24 stopnie C. Kompatybilność taśmy LED z profilem LED zależą od sposobu oraz miejsca montażu.
Real power value, luminous flux, colour temperature may vary within 5% of stated values. Maximal temperature of surroundings for above results is 24°C. Compatibility of LED tape and LED profile depends on a method and place of assembling.

Ikony elektrotechniczne pozostałe. Electrical engineering icons.



Odpowiednik mocy.
Wattage equivalent.



Prąd znamionowy.
Rated current.



Moc źródła światła lub urządzenia.
Light source or device power.



Strumień świetlny.
Luminous flux.



Długość produktu.
Product length.



Materiał obudowy produktu.
Product casing material.



Kolor obudowy.
Casing color.



Temperatura barwowa światła.
Color temperature.



Maksymalna ilość opraw do połączenia w linii.
Maximum unit in line connection.



Klasa energetyczna.
Energy efficiency class.



Zasilanie.
Voltage.



Zasilanie napięciem 12 V prąd stały.
12 V power supply DC.



Napięcie wyjściowe.
Output voltage.



Maksymalne dopuszczalne obciążenie.
Max permissible load.



Kąt świecenia.
Beam angle.



Stopień ochrony IP.
International protection marking.



Czas pracy.
Nominal lifetime.



Długość przewodu.
Wire length.



Długość przewodu z wtyczką.
Length of cord with plug.



Długość taśmy LED.
LED strip length.



Stopień ochrony IK.
IK degree of protection.



Waga.
Weight.



Rodzaj złączki.
Type of connector.



Współczynnik oddawania.
Colour rendering index.



Współczynnik mocy.
Power factor.



Współczynnik ośnienia.
Unified glare rating.



Czas włączania.
Starting time (max).



Liczba cykli wł/wył.
Switching cycle.



Współpracuje ze ściemniaczami.
Dimmable.



Nie współpracuje ze ściemniaczami.
Non-dimmable.



Rodzaj diody LED.
Types of LED diode.



Ilość diod LED.
Number of LED diodes.



Dopuszczalna temperatura pracy.
Allowable working temperature.



Rodzaj świetlówki.
Type of fluorescent tube.



Przekrój przewodu.
Wire cross section.



Maksymalny zasięg czujnika ruchu.
Motion sensor range.

- 

Kąt widzenia czujnika ruchu.
Motion sensor detection angle.
- 

Zawartość rtęci.
Mercury content.
- 

Gniazdo Schuko.
Schuko socket.
- 

Gniazdo French.
French socket.
- 

USB.
USB port.
- 

Ładowanie przez USB.
USB charge.
- 

Maksymalne obciążenie gniazdz USB.
Max load USB ports.
- 

Gniazdo UK.
UK socket.
- 

Oprawa z włącznikiem.
Fixture with switch.
- 

Wyłącznik termiczny.
Thermal switch.
- 

Rekomendowana odległość montażu od powierzchni.
Recommended mounting distance from surfaces.
- 

Średnica otworu montażowego.
Mounting hole diameter.
- 

Statecznik EVG.
Electrical ballast EVG.
- 

Brak efektu migotania.
Flicker free.
- 

Możliwość montażu modułu awaryjnego CNBOP.
Ready for emergency unit assembly.
- 

Pojemność baterii.
Battery capacity.
- 

Typ Baterii.
Battery type.
- 

Długość przewodu z wtyczką mini AMP.
Length of the cable with mini connector.
- 

Długość przewodu z zasilaczem.
Length of the cable with driver.
- 

Gniazdo RJ45.
RJ45 socket.
- 

Gniazdo ethernet.
Ethernet socket.
- 

Gniazdo HDMI.
HDMI socket.
- 

Ilość gniazdz.
Number of sockets.
- 

Klasa ochrony I.
Protection class I.
- 

Klasa ochrony II.
Protection class II.
- 

Klasa ochrony III.
Protection class III.
- 

Kostka przyłączeniowa - maksymalny przekrój przewodu.
Terminal block - maximum cable cross section.
- 

Maksymalny horyzont kąta działania czujnika.
Maximum sensor angle operation.
- 

Maksymalny prąd obciążenia.
Maximum current load.
- 

Miejsce montażu.
Place of assembly.
- 

Montaż natynkowy.
Surface mounting.
- 

Montaż wpuszczany.
Flush mount.
- 

Czujnik jednobiegowy.
Single-pole sensor.
- 

Czujnik dwubiegowy.
Double-pole sensor.
- 

Zabezpieczenie przepięciowe.
Overvoltage protection.
- 

Przycisk TEST.
TEST button.

 Funkcja ZOOM. ZOOM function.	 Brak baterii w zestawie Batteries not included
 Funkcja czerwonego światła ostrzegawczego. Red light warning function.	 Regulacja zasięgu detekcji Detection range adjustment
 Uchwyt magnetyczny. Magnetic handle.	 Sterowanie pilotem IR IR remote control
 Trzy tryby świecenia. Three lighting modes.	 Temperatura barwowa światła Color temperature
 Funkcja flash. Flash function.	 Regulacja progu jasności Brightness threshold adjustment
 Funkcja Power Bank. Power Bank function.	 Wydajność panelu słonecznego solar panel efficiency
 Oprawa świecąca z dwóch stron. Two-sided luminaire.	 Maksymalny przekrój przewodu max wire cross-section
 Prąd znamionowy ładowarki bezprzewodowej Rated current of the wireless charger	 Prąd znamionowy ładowarki bezprzewodowej Rated current of the wireless charger
 Prąd znamionowy rated current	 Produkt montować na zewnątrz The product should be installed outdoors
 Maksymalny prąd znamionowy maximum rated current	 Regulacja czasu świecenia po zaniku ruchu Adjustment of lighting time after movement stop
 Moc źródła światła lub urządzenia source or device light power	 Oprawa nieregulowana not adjustable frame
 Maksymalne dopuszczalne obciążenie przy zasilaniu 12 V	 Produkt przystosowany do źródeł światła LED T8 The product is adapted to T8 LED light sources
 Maksymalny prąd znamionowy na 1 gniazdo Maximum rated current per socket	 Zasięg latarki Flashlight range
 Prąd znamionowy rated current	 Pobór mocy w trybie czuwania Power consumption in standby mode
 Długość przewodu USB Length of the USB cable	 Nie przykrywać do not cover
 Rodzaj przewodu cable type	 Opakowanie nie zawiera źródła światła The package does not contain a light source
 Ilość żył przewodu zasilającego Number of wires in the power cord	 Rodzaj gniazda PLUG PLUG socket type
 Zalecana wysokość montażu Recommended installation height	

The background of the entire page is a close-up, high-angle photograph of a mechanical tool, possibly a drill or a similar power tool, with a blue handle and a silver metal body. The lighting is dramatic, highlighting the textures and metallic surfaces. The logo for Högert Technik is positioned in the upper left quadrant. The word 'HÖGERT' is in a large, bold, white sans-serif font, with a small icon of a house with a roof and a chimney above the letter 'H'. Below 'HÖGERT', the word 'technik' is written in a smaller, lowercase, white sans-serif font. To the right of the text is a graphic element consisting of three overlapping squares: a large white square, a medium white square, and a smaller white square, all arranged in a slightly offset, overlapping manner.

HÖGERT
technik

Narzędzia dla wymagających

Tools of the most demanding users

Dostarczamy wartościowe rozwiązania,
łąącząc trwałość i funkcjonalność.

We provide valuable solutions,
combining durability and functionality.

Za dystrybucję marki Högert Technik
odpowiada firma GTV Poland S.A

For the distribution of the Högert Technik brand
GTV Poland S.A. is responsible



CYFROWY MIERNIK UNIWERSALNY
Universal digital meter



AUTO-RANGE	U.D.C. 600V U.A.C. 600V	I.D.C. 10A
R 2MΩ	DATA HOLD	
LED DIODE	1999 DISPLAY	BATTERY 1,5 / 9V

HT1E602	160 x 75 x 30 mm	1	50

CYFROWY MIERNIK UNIWERSALNY FULL-SMART
Universal digital meter Full-Smart



NCV	TRUE RMS	SMART	U.D.C. 600V U.A.C. 600V
R 40MΩ	C 40mF	4 MHz	DATA HOLD
4000 DISPLAY			

HT1E615	204 x 39 x 30 mm	1	100

CYFROWY MIERNIK UNIWERSALNY FULL-SMART
Universal digital meter Full-Smart



NCV	TRUE RMS	SMART	U.D.C. 600V U.A.C. 600V
I.D.C. 10A I.A.C. 10A	R 60MΩ	C 60mF	20 MHz
DATA HOLD	6000 DISPLAY		

HT1E605	121 x 60 x 36 mm	1	50

CĘGOWY MIERNIK UNIWERSALNY
Universal clamp meter



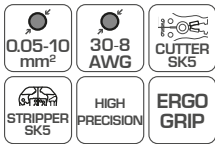
NCV	TRUE RMS	AUTO-RANGE	U.D.C. 600V U.A.C. 600V	I.A.C. 600A
R 60MΩ	MAX Ø20 mm	DATA HOLD	MIN/MAX	SELECT
	RANGE			5999 DISPLAY

HT1E621	1	20



AUTOMATYCZNY ŚCIAĞACZ IZOLACJI

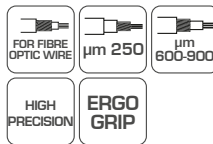
Automatic wire stripper



HT1P182	210 mm	0,05 to 10,0 mm ² (30-8 AWG)	10	60

ŚCIAĞACZ IZOLACJI DO ŚWIATŁOWODÓW

Fibre optic wire stripper



HT1P186	145 mm	2,8-3,0 mm and 2,0-3,0 mm	10	60

ŚCIAĞACZ IZOLACJI

Wire stripper



HT1P102	122 mm	0,5-6,0 mm ² (20-10 AWG)	15	90

NOŻYCE DO PRZEWODÓW I IZOLACJI

Electrician's shears



HT1P040	140 mm		10	120

AUTOMATYCZNY ŚCIAĞACZ IZOLACJI

Automatic wire stripper



HT1P187	180 x 170 x 32 mm	0,2 - 6,0 mm ² (24-10 AWG)	10	60

SZCZYPCE DO CIĘCIA PRZEWODÓW

Cable cutting pliers



HT1P042	160 mm	∅ 3 mm	6	60
HT1P044	200 mm	∅ 11 mm	6	60

AUTOMATYCZNY ŚCIAĞACZ IZOLACJI

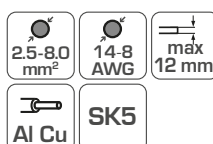
Automatic wire stripper



HT1P188	168 mm	1,0-3,2 mm ² (18-12 AWG)	8	48

SZCZYPCE DO CIĘCIA PRZEWODÓW

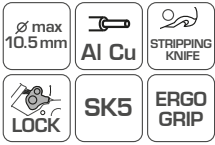
Cable cutter pliers



HT1P047	170 mm	2,5 - 8,0 mm ² (14-8 AWG)	10	60

SZCZYPCE DO CIĘCIA PRZEWODÓW

Cable cutting pliers



HT1P046	168 mm	∅ 10,5 mm	10	60

SZCZYPCE DO ZACISKANIA TULEJEK CIENKOŚCIENNYCH

Ferrule crimper wire plier



HT1P205	175 mm	0,25-6 mm ² (23-10 AWG)	10	50

SZCZYPCE DO ZACISKANIA Z WYMIENNYMI SZCZĘKAMI

Crimping plier interchangeable



A		0.5 - 6 mm ² (22 - 10 AWG)
A1		0.5 - 10 mm ² (22 - 8 AWG)
A2		0.5 - 6 mm ² (22 - 10 AWG)
A3		0.1 - 1.5 mm ² (26 - 16 AWG)
A4		0.5 - 2.5 mm ² (22 - 14 AWG)
A5		0.5 - 6 mm ² (22 - 10 AWG)



HT1P176	220 mm	1	10

SZCZYPCE DO ZACISKANIA OPASEK KABLOWYCH

Cable tie crimping plier



HT2C190	165 mm	2,4 - 4,8 mm	10	40

SZCZYPCE DO ZACISKANIA TULEJEK CIENKOŚCIENNYCH

Ferrule crimper wire plier



HT1P190	175 mm	0,25-6,0 mm ² (23-10 AWG)	10	40

ZESTAW WKRĘTAKÓW 1000 V

Insulated 1000 V screwdriver set



∅ 1,2 x 6,5 x 100 mm,
 1,0 x 5,5 x 100 mm,
 0,8 x 4,0 x 100 mm,
 0,5 x 3,0 x 100 mm,
 ⊕ PH2 x 100 mm,
 PH1 x 80 mm,
 PZ2 x 100 mm,
 PZ1 x 80 mm,
 ● T10 x 100 mm,
 T15 x 100 mm,
 T20 x 100 mm
 Voltage tester 140 mm



HT1S997	1	72

SZCZYPCE DO ZACISKANIA TULEJEK CIENKOŚCIENNYCH

Ferrule crimper wire plier



HT1P191	210 mm	4 - 16 mm ² (6-12 AWG)	10	40

WKRĘTAK 1000 V SLIM

Insulated 1000 V SLIM screwdriver



	∅	L1	L2		
HT1S960	3	100 mm	174 mm	24	480
HT1S961	4	100 mm	192 mm	12	240
HT1S962	5,5	125 mm	217 mm	12	240

WKREŃTAK 1000 V PH SLIM
Insulated 1000 V PH screwdriver



VDE 1000V PH SLIM CrMo

MAGNETIC ERGO GRIP EN 60900

	⊕	L1	L2		
HT1S965	PH1	100 mm	192 mm	12	240
HT1S966	PH2	100 mm	210 mm	12	120

WKREŃTAK 1000 V PŁASKO-KRZYŻOWY SLIM
Insulated 1000 V SLIM screwdriver



VDE 1000V SLIM PH

PZ SL CrMo

MAGNETIC ERGO GRIP EN 60900

			L1	L2		
HT1S973	PH1/SL5		100 mm	192 mm	12	240
HT1S974	PH2/SL6		100 mm	210 mm	12	120
HT1S976	PZ1/SL5		100 mm	192 mm	12	240
HT1S977	PZ2/SL6		100 mm	210 mm	12	120

WKREŃTAK 1000 V PZ SLIM
Insulated PZ SLIM screwdriver



VDE 1000V PZ SLIM CrMo

MAGNETIC ERGO GRIP EN 60900

	⊕	L1	L2		
HT1S968	PZ1	100 mm	210 mm	12	240
HT1S969	PZ2	100 mm	210 mm	12	240


ZESTAW WKREŃTAKÓW PRECYZYJNYCH 1000 V
Insulated 1000 V precision screwdriver set



- ⊖ 1,5 x 50 mm
- ⊖ 2,0 x 50 mm
- ⊖ 3,0 x 50 mm
- ⊕ PH00 - 50 mm
- ⊕ PH0 - 50 mm
- ⊕ PH1 - 50 mm

x6 VDE 1000V CrMo MAGNETIC ERGO GRIP

HT1S986	12	72	



ZESTAW NARZĘDZI IZOLOWANYCH 1000 V, 12 SZT.
Tool set



×12	CrV	S2	VDE 1000V
-----	-----	----	-----------

HT1E100	12 szt./ 12 pcs	1	5

ZESTAW NARZĘDZI IZOLOWANYCH 1000 V, 25 SZT.
Tool set



×25	CrV	S2	VDE 1000V
-----	-----	----	-----------

HT1E101	25 szt./ 25 pcs	1	5

ZESTAW NASADEK IZOLOWANYCH Z KLUCZEM TYPU T
1000 V, 11 SZT.
Tool set



×11	VDE 1000V	CrV
-----	-----------	-----

HT1E102	11 szt./ 11 pcs	1	5

SZCZYPCE UNIWERSALNE 1000 V
Insulated combination pliers 1000 V



VDE 1000V	CrV	HRC 55-60	DIN 5749
-----------	-----	-----------	----------

HT1P903	160 mm	6	60
HT1P905	180 mm	6	60
HT1P907	200 mm	6	60

SZCZYPCE BOCZNE 1000 V
Insulated diagonal side cutters 1000 V



VDE 1000V	CrV	HRC 55-60	DIN 5749	HIGH LEVERAGE
-----------	-----	-----------	----------	---------------

HT1P909	160 mm	6	60
HT1P911	180 mm	6	60

SZCZYPCE WYDŁUŻONE PROSTE 1000 V
Elongated, straight pliers 1000 V



VDE 1000V	CrV	HRC 55-60	DIN 5745	PTFE COAT
-----------	-----	-----------	----------	-----------

HT1P913	160 mm	6	60
HT1P917	200 mm	6	60

ZESTAW WKRETAKÓW 1000 V
Insulated 1000 V screwdriver set



⌀ 5.5 x 100 mm,
4.0 x 100 mm
⊕ PZ2 x 100 mm
⊕ PH2 x 100 mm,
PH1 x 80 mm
Keys for switch cabinets:
triangle
square



×8	VDE 1000V	S2	MAGNETIC	ERGO GRIP
----	-----------	----	----------	-----------

HT1S998	6	12

SZCZYPCE WYDŁUŻONE WYGIĘTE 1000 V
Elongated, bent pliers 1000V



VDE 1000V	CrV	HRC 55-60	DIN 5745	PTFE COAT
-----------	-----	-----------	----------	-----------

HT1P919	160 mm	6	60
HT1P923	200 mm	6	60



A

AE-27GU10-00.....	222
AE-BPW1FACP-10.....	283
AE-BPW1FACP-20.....	283
AE-BPW1S1UCH-51.....	288
AE-BPW1S1UCH-53.....	286
AE-BPW1S2UCH-80.....	286
AE-BPW1SACP-10.....	283
AE-BPW1SACP-20.....	283
AE-BPW1U1UCH-51.....	288
AE-BPW1U1UCH-53.....	286
AE-BPW1U2UCH-80.....	286
AE-BPW2FCAM-10.....	284
AE-BPW2FCAM-20.....	284
AE-BPW2SCAM-10.....	284
AE-BPW2SCAM-20.....	284
AE-BPW3GS-20.....	288
AE-BPW3GS-80.....	288
AE-BPW3GU-20.....	288
AE-BPW3GU-80.....	288
AE-BPW3S60-20.....	289
AE-BPW3S60-80.....	289
AE-BPW3S60U-20.....	289
AE-BPW3S60U-80.....	289
AE-BPW3S100U-53.....	288
AE-BPW3U60-20.....	289
AE-BPW3U60-80.....	289
AE-BPW3U60U-20.....	289
AE-BPW3U60U-80.....	289
AE-BPW3U100U-53.....	288
AE-BPW4F120P-10.....	284
AE-BPW4F120P-20.....	284
AE-BPW4S100-53.....	288
AE-BPW4S120P-10.....	284
AE-BPW4S120P-20.....	284
AE-BPW4U100-53.....	288
AE-CANOPY-10.....	225
AE-CM3M00-00.....	212
AE-CM3M00-10.....	212
AE-CM1000-00.....	212
AE-CM1200-00-DIP.....	214
AE-CM1200-00-POT.....	214
AE-CM1300-00-DIM.....	214
AE-CM1500-00.....	213
AE-CM3000-00.....	212
AE-CM4000-00.....	212
AE-CM5000-00.....	213
AE-CM6000-00.....	213
AE-CM9000-00.....	213
AE-CM9000-10.....	213
AE-E14E27-00.....	221
AE-E14GU10-00.....	221
AE-E14RING-10.....	223
AE-E27E14-00.....	222
AE-E27RING-10.....	223
AE-E40E27-00.....	222
AE-GIR10-10.....	164
AE-GM1FFLI-10.....	282
AE-GM1FFLI-20.....	282
AE-GM1FSHU-10.....	282
AE-GM1FSHU-20.....	282
AE-GM1SFLI-10.....	282

AE-GM1SFLI-20.....	282
AE-GM1SSHU-10.....	282
AE-GM1SSHU-20.....	282
AE-GM2FBAR-10.....	282
AE-GM2FBAR-20.....	282
AE-GM2SBAR-10.....	282
AE-GM2SBAR-20.....	282
AE-GMW1FTOW-10.....	283
AE-GMW1FTOW-20.....	283
AE-GMW1STOW-10.....	283
AE-GMW1STOW-20.....	283
AE-GU10E27-00.....	222
AE-MA8028-00.....	225
AE-MA8028-10.....	225
AE-MAS80X80-00.....	225
AE-MAS80X80-10.....	225
AE-OCEE14-00.....	220
AE-OCEE27-00.....	220
AE-OCEE27-MM.....	220
AE-OCEE40-00.....	220
AE-OCEF27-00.....	219
AE-OPE27P-00.....	221
AE-PB1FAVA-10N.....	286
AE-PB1FAVA-20N.....	286
AE-PB1FAVA-53N.....	286
AE-PB1FAVAP-10.....	284
AE-PB1FAVAP-20.....	284
AE-PB1FAVAP-53.....	284
AE-PB1SAVA-10N.....	286
AE-PB1SAVA-20N.....	286
AE-PB1SAVA-53N.....	286
AE-PB1SAVAP-10.....	284
AE-PB1SAVAP-20.....	284
AE-PB1SAVAP-53.....	284
AE-PB2FPRES-10.....	283
AE-PB2FPRES-20.....	283
AE-PB2FPRES-53.....	283
AE-PB2SPRES-10.....	283
AE-PB2SPRES-20.....	283
AE-PB2SPRES-53.....	283
AE-PB03GS-10N.....	290
AE-PB03GS-20N.....	290
AE-PB03GS-53N.....	290
AE-PB03GS-53N.....	290
AE-PBC3GS2U-53BKS.....	291
AE-PBC3GS-51BK.....	291
AE-PBC3GS-53BKS.....	291
AE-PBC3GU-10.....	290
AE-PBC3GU-20.....	290
AE-PBC3GU-51BK.....	291
AE-PBC3GU-53.....	290
AE-PBKT3S2U-80.....	289
AE-PBKT3U2U-80.....	289
AE-PBKT4S-80.....	289
AE-PBKT4U-80.....	289
AE-PBSC3GS-10N.....	290
AE-PBSC3GS-20NN.....	290
AE-PBSC3GS-53N.....	290
AE-PBSC3GU-10N.....	290
AE-PBSC3GU-20NN.....	290
AE-PBSC3GU-53N.....	290
AE-PBSUC2GS-10N.....	290

AE-PBSUC2GS-20NN.....	290
AE-PBSUC2GS-53N.....	290
AE-PBSUC2GU-10N.....	290
AE-PBSUC2GU-20NN.....	290
AE-PBSUC2GU-53N.....	290
AE-PBU02GS-10N.....	291
AE-PBU02GS-20N.....	291
AE-PBU2GU-10N.....	291
AE-PBU2GU-20N.....	291
AE-PBU2GU-53N.....	291
AE-PF3G1M-00.....	216
AE-PF3G3M-00.....	216
AE-PF3G5M-00.....	216
AE-PF5G3M-00.....	216
AE-PF5G5M-00.....	216
AE-PFBEBEN-20.....	217
AE-PFBEBEN-40.....	217
AE-POGRODUN-10.....	217
AE-POGRODUN-20.....	217
AE-POGRODUN-30.....	217
AE-PS3G3M-00.....	216
AE-PS3G5M-00.....	216
AE-PS4G3M-00.....	216
AE-PS4G5M-00.....	216
AE-PS5G3M-00.....	216
AE-PS5G5M-00.....	216
AE-RU0102-00.....	218
AE-RU0103-00.....	219
AE-RU0121-00.....	218
AE-SBEBEN-30.....	217
AE-SBEBEN-50.....	217
AE-SC0102-00.....	218
AE-SC0103-00.....	219
AE-SRC812-00.....	215
AE-SRC812-MIN.....	214
AE-SRC812-MIN2.....	215
AE-VA1UNI-00.....	219
AE-VA1UNI-10.....	219
AE-WBBUNI-10DIM.....	270
AE-WBCUNI-10DIM.....	270
AE-WBE1-10.....	269
AE-WBE1-20.....	269
AE-WBE2-10.....	270
AE-WBE2-20.....	270
AE-WBEZDB-10S*.....	268
AE-WBEZDC-10S.....	268
AE-WBEZDK15-10.....	268
AE-WBEZD-NBN.....	271
AE-WBEZDPIR2-20.....	269
AE-WBEZDPIR-10.....	269
AE-WDBP1-10N.....	268
AE-WDBP1-20N.....	268
AE-WDBP2CCT-10N.....	268
AE-WDBP2CCT-20N.....	268
AE-WDSB-10DIM.....	270
AE-WDSC-10DIM.....	270
AE-WLB01-10.....	271
AE-WLC01-20.....	271
AE-WLIP44-15.....	272
AE-WLLAN1-10.....	272
AE-WLLAN1-20.....	272
AE-WLLAN1-90.....	272

AE-WLPR-60.....	271
AE-WLPR-60P2.....	271
AE-WLSZN1-10.....	272
AE-WPDRW-00.....	271
AE-ZLADLUX-40.....	292
AE-ZLADMAG-20.....	292
AE-ZLADPOD-20.....	292
AE-ZLADSQ-20.....	292
AE-ZLADUS-20.....	293
AE-ZLADUSFC-20.....	293
AE-ZUSB-20.....	293

B

BK-BHL050-1000BZ.....	227
BK-BHL060-1300BZ.....	227
BK-PUL030A-0700AD.....	227
BK-PUL042A-0700BD.....	227
BK-PUL042A-1100AD.....	227
BK-PUL060A-2000AD.....	227

C

CR-CO1000-00.....	211
CR-CO2000-00.....	211
CR-CO3000-00.....	211
CR-CR3M00-00.....	205
CR-CR3M00-10.....	205
CR-CR4L00-00.....	206
CR-CR5M00-00.....	206
CR-CR9M00-00.....	207
CR-CR9M00-10.....	207
CR-CR1000-00.....	205
CR-CR1000-10.....	205
CR-CR1100-00.....	208
CR-CR1200-00.....	208
CR-CR1400-00.....	208
CR-CR2000-00.....	205
CR-CR2000-10.....	205
CR-CR3000-00.....	205
CR-CR3000-10.....	205
CR-CR5000-00.....	206
CR-CR6000-00.....	206
CR-CR7000-00.....	207
CR-CR8000-00.....	207
CR-CR9000-00.....	207
CR-CR9000-10.....	207
CR-CR13000-00.....	208
CR-CR15000-00.....	209
CR-CR16000-00.....	209
CR-CR17000-00.....	209
CR-CR18000-00.....	209
CR-CR19000-00.....	210
CR-CR20000-00.....	210
CR-CR21000-00.....	210
CR-CR22000-00.....	210
CR-CR23000-00.....	211
CZ-CZ1000-00.....	215
CZ-CZ2000-00.....	215

G

GT-A60NW9W-3.....	297	GT-PAL40W60-NB.....	303	LB-GAL8W-00-DEC.....	143	LD-2835MW-300-20-NE.....	232
GT-A60NW10W-3.....	297	GT-PAL40W120-NB.....	303	LB-GAL8W-10-DEC.....	143	LD-2835MW-300-20-NE-50.....	234
GT-A60NW12W-3.....	298	GT-PC2A60-6W.....	298	LB-HAL8W-00-DEC.....	140	LD-2835MW-300-20-ZB.....	232
GT-A60WW9W-3.....	297	GT-PC2A60-9W.....	298	LB-HAL8W-10-DEC.....	140	LD-2835MW-300-20-ZB-50.....	234
GT-A60WW10W-3.....	297	GT-PC2A60-10W.....	298	LB-HEL6W-00-DEC.....	145	LD-2835MW-300-65-CB.....	232
GT-A60WW12W-3.....	298	GT-PC2A60-12.....	298	LB-HEL6W-15-DEC.....	145	LD-2835MW-300-65-NE4.....	232
GT-B45CNW5W-3.....	297	GT-PC3010-30.....	298	LB-HEL6W-20-DEC.....	145	LD-2835MW-300-65-ZB.....	232
GT-B45CWW5W-3.....	297	GT-PC3010-40.....	298	LB-HEL6W-25-DEC.....	145	LD-2835MW-600-20-CB.....	232
GT-B45NW5W-3.....	296	GT-PC3010-64.....	298	LB-HIK6WCCT-00.....	142	LD-2835MW-600-20-CB-50.....	234
GT-B45WW5W-3.....	296	GT-PC5010-30.....	298	LB-HIK6WCCT-10.....	142	LD-2835MW-600-20-NE4.....	232
GT-BP40W606-40-8.....	303	GT-PC5010-40.....	298	LB-IZK6WCCT-00.....	142	LD-2835MW-600-20-NE4-50.....	234
GT-BPZ40W123-40.....	302	GT-PC5010-64.....	298	LB-IZK6WCCT-10.....	142	LD-2835MW-600-20-ZB.....	232
GT-BPZ40W606-40.....	302	GT-PN2A60-10W.....	298	LB-LIN7W-00-DEC.....	143	LD-2835MW-600-20-ZB-50.....	234
GT-C37NW5W-3.....	296	GT-PN2A60-12.....	298	LB-LIN7W-10-DEC.....	143	LD-2835MW-600-65-CB.....	232
GT-C37WW5W-3.....	296	GT-PZ2A60-12.....	298	LB-LON12W-10-DEC.....	144	LD-2835MW-600-65-NE4.....	232
GT-GCR10W-40.....	305	GT-PZA60-10W.....	298	LB-MON3W-02-DEC.....	145	LD-2835MW-600-65-ZB.....	232
GT-GCR10W-64.....	305	GT-RM30X60-00.....	304	LB-MON3W-10-DEC.....	145	LD-3014-1200-20-CB.....	233
GT-GCR20W-40.....	305	GT-RM30X120-00.....	304	LB-MON3W-40-DEC.....	145	LD-3014-1200-20-NE4.....	233
GT-GCR20W-64.....	305	GT-RM45X45-00.....	304	LB-MON3W-41-DEC.....	145	LD-3014-1200-20-ZB.....	233
GT-GCR30W-40.....	305	GT-RM60X60-00.....	304	LB-RIN4W-00-DEC.....	141	LD-5050-300-20-CB.....	233
GT-GCR30W-64.....	305	GT-RMBK60x60-00.....	304	LB-RIN4W-10-DEC.....	141	LD-5050-300-20-NE4.....	233
GT-GCR50W-40.....	305	GT-RMBK120x30-00.....	304	LB-TRIT6W-00-DEC.....	143	LD-5050-300-20-NE4-50.....	234
GT-GCR50W-64.....	305	GT-SMGB45B-30.....	296	LB-TRIT6W-10-DEC.....	143	LD-5050-300-20-ZB.....	233
GT-GCRCR-10.....	305	GT-SMGB45B-60.....	296	LB-VEN20W-10.....	146	LD-5050-300-65-CB.....	233
GT-GCX10W-40.....	305	GT-SMGB45C-30.....	297	LB-VEN20WO-00.....	146	LD-5050-300-65-NE4.....	233
GT-GCX10W-64.....	305	GT-SMGB45C-60.....	297	LD-3SKL-ZBN.....	279	LD-5050-300-65-ZB.....	233
GT-GCX20W-40.....	305	GT-SMGC30B-30.....	296	LD-120G14W-32.....	44	LD-5630-300-20-CB.....	233
GT-GCX20W-64.....	305	GT-SMGC30B-60.....	296	LD-120G14W-40.....	44	LD-5630-300-20-NE4.....	233
GT-GCX30W-40.....	305	GT-SZNT809W-60.....	299	LD-120G18W-32.....	44	LD-5630-300-20-NE4-50.....	234
GT-GCX30W-64.....	305	GT-SZNT809WBX-60.....	299	LD-120G18W-40.....	44	LD-5630-300-20-ZB.....	233
GT-GCX50W-40.....	305	GT-SZNT818W-120.....	299	LD-2835-24V-300-20-CB.....	235	LD-5630-300-65-CB.....	233
GT-GCX50W-64.....	305	GT-SZNT818WBX-120.....	299	LD-2835-24V-300-20-NE4.....	235	LD-5630-300-65-NE4.....	233
GT-GCX70W-40.....	305	GT-SZNT822W-150.....	299	LD-2835-24V-300-20-ZB.....	235	LD-5630-300-65-ZB.....	233
GT-GCX70W-64.....	305	GT-SZNT822WBX-150.....	299	LD-2835-24V-600-20-CB.....	235	LD-A60CM3-10W.....	40
GT-GCX100W-40.....	305	GT-SZT809W-60.....	299	LD-2835-24V-600-20-NE4.....	235	LD-A60CM4-10W.....	40
GT-GCX100W-64.....	305	GT-SZT809WBX-60.....	299	LD-2835-24V-600-20-ZB.....	235	LD-A60CZ3-10W.....	40
GT-GCX150W-40.....	305	GT-SZT818W-120.....	299	LD-2835-300-20-CB.....	232	LD-A60CZ4-10W.....	40
GT-GCX150W-64.....	305	GT-SZT818WBX-120.....	299	LD-2835-300-20-CB-50.....	234	LD-A60FLE8-30.....	44
GT-GCX200W-40.....	305	GT-SZT822W-150.....	299	LD-2835-300-20-CBN.....	232	LD-A60FLE8-40.....	44
GT-GU10NW5W-3.....	298	GT-SZT822WBX-150.....	299	LD-2835-300-20-NE4N.....	232	LD-A60FLE8M-30.....	39
GT-GU10WW5W-3.....	298	GZ-E27000-00.....	221	LD-2835-300-20-NE4P.....	232	LD-A60FLE8M-40.....	39
GT-HB150W-40.....	300	GZ-E27000-10.....	221	LD-2835-300-20-NE4P-50.....	234	LD-A60FLE11-30.....	44
GT-HEL136-00.....	301	GZ-G90000-00.....	218	LD-2835-300-20-ZB.....	232	LD-A60FLE11-40.....	44
GT-HEL158-00.....	301	GZ-GZ10-0000.....	217	LD-2835-300-20-ZB-50.....	234	LD-A60FP8-18.....	46
GT-HEL218-00.....	301	GZ-MR16-0000*.....	217	LD-2835-300-20-ZBN.....	232	LD-A60FPE8-30.....	46
GT-HEL236-00.....	301			LD-2835-300-65-CB.....	232	LD-AKO4060-NB.....	82
GT-HEL258-00.....	301			LD-2835-300-65-CBN.....	232	LD-AL24CB-53.....	276
GT-HER2X18-00.....	301			LD-2835-300-65-NE4N.....	232	LD-AL24NE-53.....	276
GT-HER2X36-00.....	301			LD-2835-300-65-NE4N.....	232	LD-AL24ZB-53.....	276
GT-HER2X58-00.....	301			LD-2835-300-65-ZB.....	232	LD-ALCX10W-64.....	149
GT-HR2X18W12-30.....	302			LD-2835-300-65-ZBN.....	232	LD-ALCX20W-64*.....	149
GT-LE060JN-01.....	301			LD-2835-600-5MM-20-CB.....	233	LD-ALF100-27W.....	44
GT-LE060JN-01.....	301			LD-2835-600-5MM-20-NE4.....	233	LD-ALF120-34W.....	44
GT-LE060JW-01.....	300			LD-2835-600-5MM-20-ZB.....	233	LD-ALF140-43W.....	44
GT-LE120JN-01.....	301			LD-2835-600-20-CB.....	232	LD-ALF140-80W.....	44
GT-LE120JN-01.....	301			LD-2835-600-20-NE4.....	232	LD-ALF150-100W.....	44
GT-OMN060-18.....	302			LD-2835-600-20-ZB.....	232	LD-ALT24W-NW-10.....	137
GT-OMN120-36.....	302			LD-2835-600-20-NE4.....	232	LD-ALT24W-NW-40.....	137
GT-OMN150-45.....	302			LD-2835-600-65-CB.....	232	LD-ALT24W-NW-80.....	137
GT-OSL1120S-00.....	300			LD-2835-600-65-NE4.....	232	LD-ALTON20W-40.....	156
GT-OSL2120S-00.....	300			LD-2835-600-65-ZB.....	232	LD-ALTON30W-40.....	156
				LD-2835MW-300-20-CB.....	232	LD-ALTON50W-40.....	156
				LD-2835MW-300-20-CB-50.....	234		

K

KB-W310HUG-20.....	226
KB-W313HUG-20.....	226

L

LB-ARCH8W-00.....	144
LB-ARCH8W-10.....	144
LB-BRE8W-11-DEC.....	144
LB-BRE8W-15-DEC.....	144
LB-FLOW4W-06-DEC.....	141
LB-FRO5W-00-DEC.....	141
LB-GAL3WRU-10.....	140
LB-GAL5WMO-10.....	142
LB-GAL5WRU-10.....	140

LD-ALTON100W-40.....	156	LD-BETISD70W-30.....	72	LD-DC24A60-12.....	40	LD-G95FP8-18.....	46
LD-AR111NW13W40-00.....	52	LD-BLRKW18W-61.....	96	LD-DEL32W-NW-10.....	139	LD-G95FPE8-30.....	46
LD-AR111NW13W40-10.....	52	LD-BLROK18W-61.....	96	LD-DELOR6WC-NB.....	66	LD-G125FEV4-30.....	46
LD-AR111NW13W40-15.....	52	LD-BNC8WKB-NB.....	98	LD-DELOW6WC-NB.....	66	LD-G125FLE8-30.....	45
LD-AR111NW13W120-00.....	52	LD-BNC8WKC-NB.....	98	LD-DIMLED-10.....	272	LD-G125FLE8-40.....	45
LD-AR111NW13W120-10.....	52	LD-BNC8WOB-NB.....	98	LD-DNV15W-NB.....	116	LD-G125FP8-18.....	47
LD-AR111NW13W120-15.....	52	LD-BNC8WOC-NB.....	98	LD-DNV20W-NB.....	116	LD-G125FPE8-30.....	47
LD-AR111WW13W40-00.....	52	LD-BNC15WKB-NB.....	98	LD-DNV30W-NB.....	116	LD-G935W04-30.....	47
LD-AR111WW13W40-10.....	52	LD-BNC15WKC-NB.....	98	LD-E14P35WE-30.....	35	LD-G935W04-40.....	47
LD-AR111WW13W40-15.....	52	LD-BNC15WOB-NB.....	98	LD-E14S2WE0-40.....	35	LD-G4018W-30.....	53
LD-AR111WW13W120-00.....	52	LD-BNC15WOC-NB.....	98	LD-ES111NW11W25AG-01.....	51	LD-G4025W-30.....	53
LD-AR111WW13W120-10.....	52	LD-BNCC8WKB-NB.....	99	LD-ES111NW13W40-00.....	50	LD-GL40060-NB.....	83
LD-AR111WW13W120-15.....	52	LD-BNCC8WKC-NB.....	99	LD-ES111NW13W40-10.....	50	LD-GL40060UGR-NB.....	84
LD-ARC15W-NB.....	97	LD-BNCC8WOB-NB.....	99	LD-ES111NW13W40-15.....	50	LD-GL40120-NB.....	84
LD-ARC25W-NB.....	97	LD-BNCC8WOC-NB.....	99	LD-ES111NW13W120-00.....	50	LD-HAG136-30.....	71
LD-ARC30W-NB.....	97	LD-BNCC16WOB2-NB.....	99	LD-ES111NW13W120-10.....	50	LD-HAG158-30.....	71
LD-ARG30W60-NB.....	83	LD-BNCC16WOC2-NB.....	99	LD-ES111NW13W120-15.....	50	LD-HAG218-30.....	71
LD-ARG40W60-NB.....	83	LD-BOS1CBWG-53.....	279	LD-ES111WW11W25AG-01.....	51	LD-HAG236-30.....	71
LD-ARG55W60-NB*.....	83	LD-BRA060-30B.....	76	LD-ES111WW13W40-00.....	50	LD-HAG236KL-ME.....	72
LD-ARZ18W-CCT.....	116	LD-BRA120-60B.....	76	LD-ES111WW13W40-10.....	50	LD-HAG258-30.....	71
LD-ARZ25W-CCT.....	116	LD-BRA150-70B.....	76	LD-ES111WW13W40-15.....	50	LD-HEL136B-30.....	71
LD-ARZ35W-CCT.....	116	LD-BRAVOS50W-64.....	176	LD-ES111WW13W120-00.....	50	LD-HEL218B-30.....	71
LD-ASTID13-NW-00.....	134	LD-BRAVOS100W-64.....	176	LD-ES111WW13W120-10.....	50	LD-HEL236B-30.....	71
LD-ASTR12WM-NW-00.....	134	LD-BRAVOS150W-64.....	176	LD-ES111WW13W120-15.....	50	LD-HEL236BU-ME.....	72
LD-ASTR12W-NW-00.....	134	LD-BRAVOS200W-64.....	176	LD-ESKA084-51.....	148	LD-HEL258B-30.....	71
LD-ASTR18WM-NW-00.....	134	LD-C35FEP4-30.....	36	LD-ESOA084-51.....	148	LD-HEL258BU-ME.....	72
LD-ASTR18W-NW-00.....	134	LD-C35FEP4-30L.....	37	LD-FAR150-50W-40.....	72	LD-HER60W12-NB.....	77
LD-ASTR24WM-NW-00.....	134	LD-C35FLE4-30.....	36	LD-FEN20W-NW-00.....	131	LD-HR2X18W12-30.....	71
LD-ASTR24W-NW-00.....	134	LD-C35FLE4-30L.....	36	LD-FEN30W-NW-00.....	131	LD-IND60W-40.....	71
LD-ATM15WBP-NB.....	100	LD-C35FLE4-40.....	36	LD-FIZZI-00-DEC.....	146	LD-IND100W-40.....	71
LD-ATM15WCP-NB.....	100	LD-C35FLE4-40L.....	36	LD-FIZZI-10-DEC.....	146	LD-IND150W-40.....	71
LD-ATM20WBK-NB.....	100	LD-C35FLE4M-30.....	32	LD-FRT36WB-NB.....	90	LD-INEXT10W-64.....	157
LD-ATM20WCK-NB.....	100	LD-C35FLE4M-30L.....	33	LD-G4P30W-30.....	53	LD-INEXT20W-64.....	157
LD-ATOL32W-NW-01.....	137	LD-C35FLE4M-40.....	32	LD-G4P30W-40.....	53	LD-INEXT30WP-64.....	157
LD-ATOL32W-NW-02.....	137	LD-C35FLE4M-40L.....	33	LD-G4SI115-32.....	53	LD-INEXT50W-64.....	157
LD-ATOL32W-NW-10.....	137	LD-C35FLE6-30.....	36	LD-G4SI115-45.....	53	LD-INEXT50WP-64.....	157
LD-ATOL32W-NW-40.....	137	LD-C35FLE6-40.....	36	LD-G9P5WE0-30.....	48	LD-IRUSB-53.....	278
LD-ATOL32W-WW-01.....	137	LD-C35FP4-18.....	36	LD-G9P5WE0-40.....	48	LD-J7805WCE-40.....	51
LD-ATOL32W-WW-02.....	137	LD-C35FP4-18L.....	37	LD-G9P67W0-30.....	48	LD-J7806WE-40.....	51
LD-ATOL32W-WW-10.....	137	LD-CANT112WKW-10.....	167	LD-G9P67W0-40.....	48	LD-J11809WCE-40.....	52
LD-ATOL32W-WW-40.....	137	LD-CANT112WKW-15.....	167	LD-G9P95W0-30.....	48	LD-J11810WE-40.....	51
LD-AZELIA-00-DEC.....	145	LD-CANT112WOK-10.....	167	LD-G9P95W0-40.....	48	LD-JAS15W-40.....	127
LD-AZELIA-10-DEC.....	145	LD-CANT112WOK-15.....	167	LD-G9PE35W-30.....	48	LD-KABE2M-00.....	226
LD-B45C01W-BL.....	43	LD-COB12V-20-CBN.....	236	LD-G9PE35W-40.....	48	LD-KABE2M-00.....	273
LD-B45C01W-GR.....	43	LD-COB12V-20-CBPQ.....	236	LD-G45FLE2EM-30.....	42	LD-KABE2M-10.....	226
LD-B45C01W-RD.....	43	LD-COB12V-20-NEN.....	236	LD-G45FLE2EM-40.....	43	LD-KALU10OK-40.....	65
LD-B45C01W-WH.....	43	LD-COB12V-20-NEPQ.....	236	LD-G45FLE4-30.....	36	LD-KALU10OW-40.....	65
LD-B45C01W-YW.....	43	LD-COB12V-20-ZBN.....	236	LD-G45FLE4-40.....	36	LD-KAN150W-NB.....	62
LD-BA2E27-00.....	173	LD-COB12V-20-ZBPQ.....	236	LD-G45FLE4E-30.....	42	LD-KAN200W-NB.....	62
LD-BA2GU10-0M.....	173	LD-COB24V-20-CBN.....	236	LD-G45FLE4EM-40.....	43	LD-KAR18W-CCT.....	97
LD-BALE27-00.....	173	LD-COB24V-20-CBPQ.....	236	LD-G45FLE4M-30.....	34	LD-KAR25W-CCT.....	97
LD-BALGU10-0S.....	173	LD-COB24V-20-NEN.....	236	LD-G45FLE4M-40.....	34	LD-KAT400-00.....	127
LD-BERGA50W-30.....	72	LD-COB24V-20-NEPQ.....	236	LD-G45FLE6-30.....	42	LD-KAT400-01.....	127
LD-BERGA70W-30.....	72	LD-COB24V-20-ZBN.....	236	LD-G45FLE6-40.....	42	LD-KAT400-10.....	127
LD-BES24WKW-30.....	130	LD-COB24V-20-ZBPQ.....	236	LD-G45FP4-18.....	37	LD-KAT600-00.....	127
LD-BES24WKW-40.....	130	LD-CORSO1-00.....	69	LD-G45FPE4-30.....	37	LD-KAT600-01.....	127
LD-BES24WOK-30.....	130	LD-CORSO3-00.....	69	LD-G93W25-32.....	47	LD-KAT600-10.....	127
LD-BES24WOK-40.....	130	LD-CS36CB-53.....	276	LD-G93W25-45.....	47	LD-KD08WOK-NB.....	66
LD-BES24WOKBL-30.....	130	LD-CS36NE-53.....	276	LD-G93WE25-30.....	47	LD-KD08WOV-NB.....	67
LD-BES24WOK-DIM-30.....	130	LD-CS36ZB-53.....	276	LD-G93WE25-40.....	47	LD-KD12WOK-NB.....	66
LD-BESTA40W-30.....	73	LD-DA200W-40.....	156	LD-G95FEV4-30.....	46	LD-KD12WOV-NB.....	67
LD-BESTA60W-30.....	73	LD-DAL100W-NB.....	62	LD-G95FLE8-30.....	45	LD-KEL18W-NW.....	63
LD-BETISD50W-30.....	72	LD-DAL150W-NB.....	62	LD-G95FLE8-40.....	45	LD-KEL36W-NW.....	63

LD-KEL45W-NW.....	63	LD-MAN19W-NBP.....	93	LD-NF-12V6X12-65-CB.....	237	LD-ORW13W-CBP4.....	111
LD-KLPCB-00N.....	279	LD-MAN19W-NBP-10.....	93	LD-NF-12V6X12-65-NE.....	237	LD-ORW13W-CBP-10.....	112
LD-KLPNB-00N.....	279	LD-MAN24W-CBP.....	93	LD-NF-12V6X12-65-ZB.....	237	LD-ORW13W-NBP.....	111
LD-KLPZB-00N.....	279	LD-MAN24W-CBP-10.....	93	LD-NF-24V6X12-65-CB.....	237	LD-ORW13W-NBP4.....	111
LD-KNG45060-NB.....	85	LD-MAN24W-NBP.....	93	LD-NF-24V6X12-65-NE.....	237	LD-ORW13W-NBP-10.....	112
LD-KNG45312-NB.....	85	LD-MAN24W-NBP-10.....	93	LD-NF-24V6X12-65-ZB.....	237	LD-ORW19W-CBP.....	111
LD-KONMINI-RGB.....	264	LD-MAW03W-CBP.....	112	LD-NGU10P-1W.....	49	LD-ORW19W-CBP4.....	111
LD-KONML-AD.....	266	LD-MAW03W-CBP4.....	113	LD-NGU10P-3W.....	49	LD-ORW19W-CBP-10.....	112
LD-KONML-MONO.....	265	LD-MAW03W-NBP.....	112	LD-NGU10P-4W.....	49	LD-ORW19W-NBP.....	111
LD-KONML-MONO-PAN.....	265	LD-MAW03W-NBP4.....	113	LD-NGU10PN-1W.....	49	LD-ORW19W-NBP4.....	111
LD-KONML-MONO-PIL.....	265	LD-MAW07W-CBP.....	112	LD-NGU10PN-3W.....	49	LD-ORW19W-NBP-10.....	112
LD-KONML-RGBW.....	265	LD-MAW07W-CBP4.....	113	LD-NGU10PN-4W.....	49	LD-ORW24W-CBP.....	111
LD-KONML-RGBW-PIL.....	266	LD-MAW07W-CBP-10.....	113	LD-NGU10PN-4W.....	49	LD-ORW24W-CBP4.....	111
LD-KONML-WIFI.....	266	LD-MAW07W-NBP.....	112	LD-NGU10PZ-1W.....	49	LD-ORW24W-CBP-10.....	112
LD-KONML-WRGB-PAN.....	266	LD-MAW07W-NBP4.....	113	LD-NGU10PZ-3W.....	49	LD-ORW24W-NBP.....	111
LD-KWP27CB-53.....	278	LD-MAW07W-NBP-10.....	113	LD-NGU10PZ-4W.....	49	LD-ORW24W-NBP4.....	111
LD-LIV40WNB-00.....	89	LD-MAW13W-CBP.....	112	LD-NIC20W-DIM-00.....	169	LD-ORW24W-NBP-10.....	112
LD-LIV40WNB-10.....	89	LD-MAW13W-CBP4.....	113	LD-NIC20W-DIM-40.....	169	LD-OSA16WD-40.....	133
LD-LOG16W-LED.....	135	LD-MAW13W-CBP-10.....	113	LD-OBP27CB-53.....	278	LD-OSA22WD-40.....	133
LD-LON10W58P-10.....	158	LD-MAW13W-NBP.....	112	LD-OBP27ZB-53.....	278	LD-OVALW5W00-NW.....	65
LD-LON10W78P-10.....	158	LD-MAW13W-NBP4.....	113	LD-OGLA3W-00.....	69	LD-OVALW5W10-NW.....	65
LD-LON10WA-10.....	158	LD-MAW13W-NBP-10.....	113	LD-OGLA3W-10.....	69	LD-OXCX10W-64.....	149
LD-LONG18W-NW.....	63	LD-MAW19W-CBP.....	112	LD-OLL20W-NB.....	63	LD-OXCX20W-64.....	149
LD-LONG36W-NW.....	63	LD-MAW19W-CBP4.....	113	LD-OLL40W-NB.....	63	LD-OZE218-00.....	64
LD-LONG54W-NW.....	63	LD-MAW19W-CBP-10.....	113	LD-OLL50W-NB.....	63	LD-OZE218-01.....	64
LD-LSNK06W-NB.....	94	LD-MAW19W-NBP.....	112	LD-OMAH33-00.....	70	LD-OZE236-00.....	64
LD-LSNK12W-NB.....	94	LD-MAW19W-NBP4.....	113	LD-OME30WNB-10-L.....	88	LD-OZE236-01.....	64
LD-LSNK24W-NB.....	94	LD-MAW19W-NBP-10.....	113	LD-OME30WNB-10-T.....	88	LD-OZE258-00.....	64
LD-LSNK24W-NB.....	94	LD-MAW19W-NBP4.....	113	LD-OME50WNB-10-A*.....	88	LD-OZE258-01.....	64
LD-LSNO06W-NB.....	94	LD-MAW24W-CBP.....	112	LD-OME50WNB-10-C.....	88	LD-PAR10W40-00.....	169
LD-LSNO12W-NB.....	94	LD-MAW24W-CBP4.....	113	LD-OMN060-30B.....	76	LD-PAR10W40-10.....	169
LD-LSNO24W-NB.....	94	LD-MAW24W-CBP-10.....	113	LD-OMN120-60B.....	76	LD-PAR10W40BC-00.....	169
LD-LSNO24W-NB.....	94	LD-MAW24W-NBP.....	112	LD-OMN120B-75M.....	76	LD-PAR10W40BC-10.....	169
LD-LSWK03W-NB.....	115	LD-MAW24W-NBP4.....	113	LD-OMN150-70B.....	76	LD-PARK3L30W-40.....	70
LD-LSWK06W-NB.....	115	LD-MAW24W-NBP-10.....	113	LD-OMN150B-90M.....	76	LD-PARK3L50W-40.....	70
LD-LSWK15W-NB.....	115	LD-MCR12W-NB.....	166	LD-ONT120N-36.....	77	LD-PARK3L80W-40.....	70
LD-LSWK24W-NB.....	115	LD-MISS7WKC-NB.....	166	LD-ORL100W-40.....	70	LD-PC2A60-6W.....	37
LD-LSWO03W-NB.....	115	LD-MISS7WKS-NB.....	166	LD-ORN07W-CBP.....	92	LD-PC2A60-8W.....	37
LD-LSWO06W-NB.....	115	LD-MISS7WOC-NB.....	166	LD-ORN07W-CBP-10.....	92	LD-PC2A60-12.....	38
LD-LSWO15W-NB.....	115	LD-MISS7WOS-NB.....	166	LD-ORN07W-NBP.....	92	LD-PC2A60-12.....	38
LD-LSWO24W-NB.....	115	LD-MOD2860-NB.....	82	LD-ORN07W-NBP-10.....	92	LD-PC2A60RGBW-9W.....	39
LD-LU16CB-53.....	276	LD-MOD4060-CB.....	82	LD-ORN13W-CBP.....	92	LD-PC3A60-10W.....	38
LD-LU16NE-53.....	276	LD-MOD4060-NB.....	82	LD-ORN13W-CBP-10.....	92	LD-PC3A60-15W.....	38
LD-LU16ZB-53.....	276	LD-MOD4060UGR-NB.....	83	LD-ORN13W-NBP.....	92	LD-PC3A65-18W.....	38
LD-LUM60-20W-40.....	77	LD-MOD12030-CB.....	82	LD-ORN13W-NBP-10.....	92	LD-PC4A65-20W.....	39
LD-LUM120-36W-40.....	77	LD-MOD12030-NB.....	82	LD-ORN19W-CBP.....	92	LD-PC5010-30.....	49
LD-LUM150-50W-40.....	77	LD-MOD12030-NB.....	82	LD-ORN19W-CBP-10.....	92	LD-PC5010-40.....	49
LD-LUMOS10W-64.....	176	LD-MOD12030UGR-NB.....	83	LD-ORN19W-NBP.....	92	LD-PC5010-64.....	49
LD-LUN40WNB-00-A.....	88	LD-MOON12W-NB.....	131	LD-ORN19W-NBP-10.....	92	LD-PC6010-30.....	49
LD-LUN40WNB-10-A.....	88	LD-MOON18W-NB.....	131	LD-ORN24W-CBP.....	92	LD-PC6010-40.....	49
LD-LUNAR60-40.....	73	LD-MOR18W06-NB.....	76	LD-ORN24W-CBP-10.....	92	LD-PC6010-64.....	49
LD-LUNAR120-80.....	73	LD-MOR36W12-NB.....	76	LD-ORN24W-NBP.....	92	LD-PC7010-30.....	49
LD-MA24063-NB.....	84	LD-MOR45W15-NB.....	76	LD-ORN24W-NBP-10.....	92	LD-PC7010-40.....	49
LD-MA40060-NB.....	84	LD-MZ12WKW-NB.....	115	LD-ORW03W-CBP.....	111	LD-PC7510-30.....	49
LD-MA40312-NB.....	85	LD-MZ12WOK-NB.....	114	LD-ORW03W-CBP4.....	111	LD-PC7510-40.....	49
LD-MAN07W-CBP.....	93	LD-MZ18WKW-NB.....	115	LD-ORW03W-NBP.....	111	LD-PC7510-64.....	49
LD-MAN07W-CBP-10.....	93	LD-MZ18WOK-NB.....	114	LD-ORW03W-NBP4.....	111	LD-PIRUSB-53.....	278
LD-MAN07W-NBP.....	93	LD-NAR10WB-10.....	168	LD-ORW07W-CBP.....	111	LD-PN2A60-8W.....	37
LD-MAN07W-NBP-10.....	93	LD-NEPT18W-NW.....	131	LD-ORW07W-CBP4.....	111	LD-PN2A60-12.....	38
LD-MAN13W-CBP.....	93	LD-NEPT28W-NW.....	131	LD-ORW07W-NBP.....	111	LD-PN3A60-10W.....	38
LD-MAN13W-CBP-10.....	93	LD-NEPT45W-NW.....	131	LD-ORW07W-NBP4.....	111	LD-PN3A60-15W.....	38
LD-MAN13W-NBP.....	93	LD-NESSAGU10D-20.....	171	LD-ORW07W-NBP-10.....	112	LD-PN3A65-18W.....	38
LD-MAN13W-NBP-10.....	93	LD-NESSAGU10D-80.....	171	LD-ORW13W-CBP.....	111	LD-PN4A65-20W.....	39
LD-MAN19W-CBP.....	93	LD-NESSAGU10J-20.....	171				
LD-MAN19W-CBP-10.....	93	LD-NESSAGU10J-80.....	171				

LD-PRM10WB-NB.....	97	LD-SMBOK14W-21.....	95	LD-SPNG45E27-7W.....	42	LD-VE15CBZB-53N.....	277
LD-PRM10WC-NB.....	97	LD-SMBOK20W-21.....	95	LD-SPNGU10-7W.....	48	LD-VE15NE-53N.....	277
LD-PRM10WS-NB.....	97	LD-SMC37C-80.....	41	LD-SRA08WB-NB.....	99	LD-VE15ZB-53N.....	277
LD-PZ2A60-12.....	38	LD-SMC37L-10.....	33	LD-SRA08WC-NB.....	99	LD-VIL42WUDB-NB.....	89
LD-PZ3A60-10W.....	38	LD-SMC37L-80.....	33	LD-SRA18WB-NB.....	100	LD-VIL42WUDC-NB.....	89
LD-PZ3A60-15W.....	38	LD-SMDC37-80.....	32	LD-SRA18WC-NB.....	100	LD-VIPERS30W-40.....	156
LD-PZ3A65-18W.....	38	LD-SMDC37C-10.....	41	LD-SRW12WKW-NB.....	114	LD-VIPERS50W-40.....	156
LD-PZ4A65-20W.....	39	LD-SMGB45B-30.....	34	LD-SRW12WOK-NB.....	114	LD-VIPERS100W-40.....	156
LD-R5060W-30.....	35	LD-SMGB45B-60*.....	34	LD-SRW18WKW-NB.....	114	LD-VIPERS150W-40.....	156
LD-R5060W-40.....	35	LD-SMGB45C-30.....	41	LD-SRW18WOK-NB.....	114	LD-VLRKW0538-CB.....	117
LD-R6380W-30.....	39	LD-SMGB45C-60.....	41	LD-SRW24WKW-NB.....	114	LD-VLRKW0538-NB.....	117
LD-R6380W-40.....	39	LD-SMGC30B-30.....	32	LD-SRW24WOK-NB.....	114	LD-VLRKW0738-CCT.....	117
LD-RA60CB-40N.....	278	LD-SMGC30B-60*.....	32	LD-ST64FLE6-30.....	45	LD-VLRKW1038-CB.....	117
LD-RA60ZB-40N.....	278	LD-SMGC30C-30.....	41	LD-ST64FLE6-40.....	45	LD-VLRKW1038-NB.....	117
LD-RAMOS50W-CW-00.....	176	LD-SMGC30C-60.....	41	LD-ST64FP4-18.....	47	LD-VLROK0538-CB.....	116
LD-RAMOS50W-CW-10.....	176	LD-SMGC30L-30.....	33	LD-ST64FPE6-30.....	47	LD-VLROK0538-NB.....	116
LD-REX20W-NW.....	73	LD-SMGC30L-60.....	33	LD-ST64FVE4-30.....	45	LD-VLROK0738-CCT.....	117
LD-REX40W-NW.....	73	LD-SMNB45B-10.....	35	LD-STARS24W-NW-00.....	139	LD-VLROK1038-CB.....	116
LD-REX60W-NW.....	73	LD-SMNB45B-80.....	34	LD-STARS48W-NW-00.....	139	LD-VLROK1038-NB.....	116
LD-RGB-150-20.....	233	LD-SMNB45B-10.....	35	LD-SZ30W10-30.....	50	LD-WORKY-2X10W-64.....	149
LD-RGB-150-65.....	233	LD-SMNB45B-80.....	34	LD-SZ30W10-40.....	50	LD-WZA20W-NW.....	263
LD-RGBW-300-20.....	233	LD-SMNB45B-10.....	35	LD-SZ30W10-64.....	50	LD-WZA36W-NW.....	263
LD-ROSA24WKW-NW-10.....	139	LD-SMNB45B-80.....	34	LD-SZ50W10-30.....	50	LD-WZA60W-NW.....	263
LD-ROSA24WOK-NW-10.....	139	LD-SMNB45B-10.....	35	LD-SZ50W10-40.....	50	LD-WZA80W-NW.....	263
LD-S14FLE05-30.....	43	LD-SMNB45B-80.....	34	LD-SZ50W10-64.....	50	LD-WZA150W-NW.....	263
LD-S14FLE05-40.....	43	LD-SMNB45B-10.....	35	LD-SZ70W10-30.....	50	LD-XARO18W-30.....	73
LD-SAHER1-DUO.....	68	LD-SMNB45B-80.....	34	LD-SZ70W10-40.....	50	LD-XARO36W-30.....	73
LD-SAHER3-DUO.....	68	LD-SMNB45B-10.....	35	LD-SZ70W10-64.....	50	LD-XARO48W-30.....	73
LD-SARO9WB-10.....	168	LD-SMNB45B-80.....	34	LD-SZ5010-30.....	50	LD-Z3CSCB-53.....	277
LD-SATU12WM-NB.....	132	LD-SMNB45B-10.....	35	LD-SZ5010-40.....	50	LD-ZAC6WDE-RGB.....	264
LD-SATU12W-NW-00.....	132	LD-SMNB45B-80.....	34	LD-SZ5010-64.....	50	LD-ZAS09WEC24-30.....	261
LD-SATU18WM-NB.....	132	LD-SMNB45B-10.....	35	LD-TER10WB-10.....	167	LD-ZAS09WEC-30.....	261
LD-SATU18W-NW-00.....	132	LD-SMNB45B-80.....	34	LD-TER10WBPIR-10.....	167	LD-ZAS15WEC24-30.....	261
LD-SATU24WM-NB.....	132	LD-SMNB45B-10.....	35	LD-TERNO1-00.....	69	LD-ZAS15WEC-30.....	261
LD-SATU24W-NW-00.....	132	LD-SMNB45B-80.....	34	LD-TERNO3-00.....	69	LD-ZAS20WEC24-30.....	261
LD-SATU32W-NW-00.....	132	LD-SMNB45B-10.....	35	LD-TIAGO10D-01.....	173	LD-ZAS20WEC-30.....	261
LD-SATU48W-NW-00.....	132	LD-SMNB45B-80.....	34	LD-TIAGO10D-01KW.....	172	LD-ZAS24PRO80W-30.....	262
LD-SILVAGU10D-20.....	172	LD-SMNB45B-10.....	35	LD-TIAGO10D-20.....	173	LD-ZAS30WEC24-30.....	261
LD-SILVAGU10D-80.....	172	LD-SMNB45B-80.....	34	LD-TIAGO10D-20KW.....	172	LD-ZAS30WEC-30.....	261
LD-SILVAGU10J-20.....	171	LD-SMNB45B-10.....	35	LD-TIAGO10J-01.....	172	LD-ZAS60WEC24-30.....	261
LD-SILVAGU10J-80.....	171	LD-SMNB45B-80.....	34	LD-TIAGO10J-01KW.....	172	LD-ZAS60WEC-30.....	261
LD-SIRO10WB-10.....	168	LD-SMNB45B-10.....	35	LD-TIAGO10J-20.....	172	LD-ZAS75W-30.....	262
LD-SIRO10WG-30.....	168	LD-SMNB45B-80.....	34	LD-TIAGO10J-20KW.....	172	LD-ZAS150-NW.....	263
LD-SM1016-30.....	52	LD-SMNB45B-10.....	35	LD-TK100W-40.....	62	LD-ZAS350-NW.....	263
LD-SM1016-40.....	52	LD-SMNB45B-80.....	34	LD-TOK16WD-40.....	133	LD-ZASNF-12V6X12-65.....	237
LD-SM1016-64.....	52	LD-SMNB45B-10.....	35	LD-TOK16WP-40.....	133	LD-ZASPRO07W-30.....	261
LD-SM1210-10.....	49	LD-SMNB45B-80.....	34	LD-TOK22W-40.....	132	LD-ZASPRO12W-30.....	261
LD-SM1210N-10.....	49	LD-SMNB45B-10.....	35	LD-TOK22WD-40.....	133	LD-ZASPRO16W-30.....	261
LD-SM1210Z-10.....	49	LD-SMNB45B-80.....	34	LD-TR24CB-53.....	277	LD-ZASPRO24W-30.....	261
LD-SM4016-30.....	52	LD-SMNB45B-10.....	35	LD-TR24NE-53.....	277	LD-ZASPRO33W-30.....	261
LD-SM4016-40.....	52	LD-SMNB45B-80.....	34	LD-TR24ZB-53.....	277	LD-ZASPRO54W-30.....	261
LD-SM4016-64.....	52	LD-SMNB45B-10.....	35	LD-TRO10WB-10.....	168	LD-ZASPRO65W-30.....	261
LD-SM6016-30.....	52	LD-SMNB45B-80.....	34	LD-TUL24W-NW-00.....	138	LD-ZASPRO80W-30.....	261
LD-SM6016-40.....	52	LD-SMNB45B-10.....	35	LD-TUL24W-NW-40.....	138	LD-ZASPUSZ-15W-30.....	263
LD-SM6016-64.....	52	LD-SMNB45B-80.....	34	LD-TUL24W-NW-80.....	138	LD-ZASPUSZ-30W-30.....	263
LD-SMB45B-10.....	35	LD-SMNB45B-10.....	35	LD-TWI10WOK-40.....	65	LD-ZFPL24W06-NB.....	63
LD-SMB45B-80.....	34	LD-SMNB45B-80.....	34	LD-TWI10WOW-40.....	66	LD-ZFPL48W12-NB.....	63
LD-SMBD45-10.....	43	LD-SMNB45B-10.....	35	LD-UNF-12V6X12-6X.....	237	LD-ZIT600W-00.....	127
LD-SMBD45-80.....	42	LD-SMNB45B-80.....	34	LD-VA24CB-53.....	276	LD-ZIT600W-01.....	127
LD-SMBKW07W-21.....	95	LD-SMNB45B-10.....	35	LD-VA24NE-53.....	276	LD-ZL5RGB150-00.....	235
LD-SMBKW14W-21.....	95	LD-SMNB45B-80.....	34	LD-VALLA8W-40.....	166	LD-ZSKL15-00N.....	264
LD-SMBKW24W-21.....	95	LD-SMNB45B-10.....	35	LD-VALLA12W-40.....	166	LD-ZTK8-COB.....	274
LD-SMBOK07W-21.....	95	LD-SMNB45B-80.....	34	LD-VE15CB-53N.....	277	LD-ZTK8MM-02N600.....	275

LD-ZTK10MM-02N.....	275	ON-ALFAKGU10-06-MINI.....	164	OP-PALACEDKW-20.....	122	OS-AVB80160OK2-10.....	102
LD-ZTK82-COB.....	274	ON-ALFAO-C1W.....	164	OP-PALACEDOK-10.....	122	OS-BLND50W1-00.....	105
LD-ZTKS8MM-02N.....	275	ON-ALFAO-C2W.....	164	OP-PALACEDOK-20.....	122	OS-BLND50W1-10.....	105
LD-ZTKT8-COB.....	274	ON-ALFAOGU10-06.....	164	OP-PAST1-01.....	118	OS-BLND50W2-00.....	106
LD-ZTKT8MM-02N600.....	275	ON-ALFAOGU10-06-MINI.....	164	OP-PAST1-02.....	118	OS-BLND50W2-10.....	106
LD-ZTKT10MM-02N.....	275	ON-BETAKGU10RK-06.....	165	OP-PAST1-10.....	118	OS-BLND50W3-00.....	106
LD-ZTKTRGB-04N.....	275	ON-BETAOGU10RK-06.....	165	OP-PAST1-21.....	118	OS-BLND50W3-10.....	106
LD-ZTL8AMP-COB.....	274	OP-ALSKW-00.....	125	OP-PAST1-30.....	118	OS-CAMD40WG9KW-00.....	129
LD-ZTL8-COB.....	274	OP-ALSKW-10.....	125	OP-PIREN1-00.....	109	OS-CAMD40WG9KW-10.....	129
LD-ZTL8MM-02N600.....	275	OP-ALSKW-52.....	125	OP-PIREN1-20.....	109	OS-CAMD40WG9OK-00.....	128
LD-ZTL10MM-02N.....	275	OP-ALSOK-00.....	124	OP-PIREN2-00.....	109	OS-CAMD40WG9OK-10.....	128
LD-ZTL82MAMP-COB.....	274	OP-ALSOK-10.....	124	OP-PIREN2-20.....	109	OS-COR0UA-30.....	159
LD-ZTL82M-COB.....	274	OP-ALSOK-52.....	124	OP-PRAN5-00.....	119	OS-CORDUA-30.....	159
LD-ZTLRGB-04N.....	275	OP-ARIKW-11.....	123	OP-PRAN5-01.....	119	OS-CORP36G-30*.....	159
LD-ZTLS8MM-02N.....	275	OP-ARIKW-13.....	123	OP-PRAN5-02.....	119	OS-CORP40-30.....	159
LD-ZTLS8MMAMP-02N.....	275	OP-ARIKW-22.....	123	OP-PRAN5-10.....	119	OS-CORP40G-30*.....	159
LD-ZTLS82M-2N.....	275	OP-ARIKW-23.....	123	OP-PRAN5-21.....	119	OS-CORP80-30.....	159
LD-ZWND6W-10.....	264	OP-ARIKW-23.....	123	OP-PRAN5-30.....	119	OS-CORP80G-30*.....	159
LD-ZWND12-10.....	264	OP-ARIOK-11.....	123	OP-PRAN6-00.....	120	OS-DIEGOGU10-20.....	163
LD-ZZAS07PROKD6.....	262	OP-ARIOK-13.....	123	OP-PRAN6-01.....	120	OS-DIEGOGU10-80.....	163
LD-ZZAS12PROKD6.....	262	OP-ARIOK-22.....	123	OP-PRAN6-02.....	120	OS-DRAGO14-00.....	105
LD-ZZAS16PROKD6.....	262	OP-ARIOK-23.....	123	OP-PRAN6-10.....	120	OS-DRAGO14-10.....	105
LD-ZZAS24PROKD6.....	262	OP-AURKWB-10.....	124	OP-PRAN6-10.....	120	OS-DRAGO14-80.....	105
LD-ZZAS33PROKD6.....	262	OP-AURKWC-00.....	124	OP-PRAN6-21.....	120	OS-DRAGO18-00.....	105
LD-ZZASG18KWD6.....	264	OP-AURKWS-52.....	124	OP-PRAN6-30.....	120	OS-DRAGO18-10.....	105
LK-LIVIA-OP.....	89	OP-AUROKB-10.....	124	OP-PROD3-00.....	119	OS-DRAGO18-80.....	105
LK-OMEGA-OP.....	88	OP-AUROKC-00.....	124	OP-PROD3-01.....	119	OS-ESOE2711-20.....	169
LK-PANELX4-00.....	85	OP-AUROKS-52.....	124	OP-PROD3-02.....	119	OS-ESOE2711-80.....	169
LK-VILANA-00.....	89	OP-CANKWB-10.....	121	OP-PROD3-10.....	119	OS-FRG20W2-00.....	106
LP-BENFICA2-00.....	147	OP-CANKWC-00.....	121	OP-PROD3-21.....	119	OS-FRG20W2-00-MINI.....	106
LP-BENFICA2-10.....	147	OP-CANOKB-10.....	121	OP-PROD3-30.....	119	OS-FRG20W2-10.....	106
LP-BENFICA2-80.....	147	OP-CANOKC-00.....	121	OP-PROD4-00.....	119	OS-FRG20W2-10-MINI.....	106
LP-VAS8W-10-DEC.....	147	OP-ELVAOBB-10.....	126	OP-PROD4-01.....	119	OS-GRA0DA-00.....	162
LP-VEN20W-10.....	146	OP-ELVAOBC-11.....	126	OP-PROD4-02.....	119	OS-GRA00P-00.....	162
LP-VEN20WO-00.....	146	OP-ELVAOBM-13.....	126	OP-PROD4-10.....	119	OS-GRA0UA-00.....	162
LP-YORK10W-00-DEC.....	147	OP-ELVAOCC-00.....	126	OP-PROD4-21.....	119	OS-GRA0UA-00.....	162
LP-YORK10W-10-DEC.....	147	OP-ELVAOCC-00.....	126	OP-PROD4-30.....	119	OS-GRA31P-00.....	162
LT-LA8WT2-60.....	151	OP-ELVAOCM-03.....	126	OP-PROD4-00.....	119	OS-GRAZIEGU10-01.....	163
LT-LB3WT4-60.....	151	OP-KERLKW-00.....	125	OP-PROD4-01.....	119	OS-GRAZIEGU10-20.....	163
LT-LB6WT2-60.....	151	OP-KERLKW-10.....	125	OP-PROD4-02.....	119	OS-IBBL060-00.....	67
LT-LB8WT6-60.....	151	OP-KERLKW-10.....	125	OP-PROD4-10.....	119	OS-IBKR060-00.....	67
LT-LC6WT3-60.....	150	OP-LINTOK-00.....	125	OP-PROD4-21.....	119	OS-ISUES111-00.....	109
LT-LK3WBL-60.....	150	OP-LINTOK-10.....	125	OP-PROD4-30.....	119	OS-ISUES111-10.....	109
LT-LKSZ3W-60.....	150	OP-LINTOK-52.....	125	OP-RUBIOKW1-00.....	126	OS-ITL12WKW-LED.....	135
LZ-25MM00-00.....	224	OP-MAROK-00.....	123	OP-RUBIOKW1-10.....	126	OS-ITL12W-LED.....	135
LZ-40MM00-00.....	224	OP-MAROK-02.....	123	OP-RUBIOKW2-00.....	126	OS-ITL16W-LED.....	135
LZ-60MM00-00.....	224	OP-MAROK-10.....	123	OP-RUBIOKW2-10.....	126	OS-KACROO-00.....	68
LZ-100MM0-00.....	224	OP-OPRKW1-20.....	121	OP-SALKW-00.....	122	OS-KAG508-10.....	150
LZ-160MM0-00.....	224	OP-OPRKW1-80.....	121	OP-SALKW-10.....	122	OS-KAM060-00.....	68
LZ-250MM0-00.....	224	OP-OPRKWT-10.....	120	OP-SALOK-00.....	122	OS-KAM060-10.....	68
LZ-AKZ312-10N.....	273	OP-OPRKWT-21.....	120	OP-SALOK-10.....	122	OS-KAN527-24.....	149
LZ-AKZ612-10N.....	274	OP-OPROK1-20.....	121	OS-AERD20W-00.....	101	OS-KAY060-00.....	68
LZ-KA2MM-10.....	273	OP-OPROK1-80.....	121	OS-AERD20W-10.....	101	OS-KAY060-10.....	68
LZ-KAPR2M-10.....	273	OP-OPROKR-10.....	120	OS-ARIKW-11.....	105	OS-LAGD20W-00.....	91
LZ-KOI2KO-10.....	224	OP-OPROKR-21.....	120	OS-ARIKW-13.....	105	OS-LAGD20W-10.....	91
		OP-OPROKR-21.....	120	OS-ARIKW-22.....	105	OS-LE150NJ-01.....	90
		OP-PADRK3-01.....	118	OS-ARIKW-23.....	105	OS-LEN100KWG-30.....	110
		OP-PADRK3-10.....	118	OS-ARIOK-11.....	105	OS-LEN100OKG-30.....	110
		OP-PADRK3-21.....	118	OS-ARIOK-13.....	105	OS-LEOE27B-10.....	171
		OP-PADRK3-52.....	118	OS-ARIOK-22.....	105	OS-LEOE27G-30.....	171
		OP-PADRK3-61.....	118	OS-ARIOK-23.....	105	OS-LUP-2GU10-00.....	108
		OP-PADST3-01.....	118	OS-ASTRITE27-20.....	170	OS-LUP-2GU10-10.....	108
		OP-PADST3-10.....	118	OS-ASTRITE27-80.....	170	OS-LUP-GU10-00.....	108
		OP-PADST3-21.....	118	OS-AVB8090KW1-00.....	102	OS-LUP-GU10-10.....	108
		OP-PADST3-52.....	118	OS-AVB8090KW1-10.....	102		
		OP-PADST3-61.....	118	OS-AVB8090OK1-00.....	102		
		OP-PALACEDKW-10.....	122	OS-AVB8090OK1-10.....	102		
				OS-AVB80160KW2-00.....	102		
				OS-AVB80160KW2-10.....	102		
				OS-AVB80160OK2-00.....	102		

O

OA-MALEDPAN-00.....	227
OA-SALED1-08.....	69
OA-SALED3-08.....	69
OH-ST2500-23.....	225
ON-ALFAKGU10-06.....	164

OS-MARMO25-00.....	163	OS-TENGU10KW-00.....	101	PA-GLAXMICNK-AL.....	243	PA-OSCLGLAXM3M-00.....	239
OS-MARMO28-00.....	163	OS-TENGU10KW-10.....	101	PA-GLAXMNBWDW3M19-AL.....	254	PA-OSCLGLAXM3M-00.....	240
OS-MARMO38-00.....	163	OS-TIP60100KWB-10.....	103	PA-GLAXMNBWDW3M-AL.....	254	PA-OSCLGLAXM3M-00.....	241
OS-MARMOX60-00.....	163	OS-TIP60100KWZ-00.....	103	PA-GLAXMNBWJW3M19-AL.....	254	PA-OSCLGLAXM3M-00.....	242
OS-MED0AU-30.....	160	OS-TIP65115OKB-10.....	103	PA-GLAXMNBWJW3M-AL.....	254	PA-OSCLGLAXM3M-00.....	244
OS-MED0AUP-30*.....	160	OS-TIP65115OKCZ-00.....	103	PA-GLAXMNK3M-AL.....	244	PA-OSMLGLAX-00.....	245
OS-MEDP50-30.....	160	OS-TOR0AU-00.....	162	PA-GLAXMNK3M-AL-10.....	244	PA-OSMLGLAX-00.....	248
OS-MEDP50P-30*.....	160	OS-TORP50-00.....	162	PA-GLAXMNK3M-AL-20M.....	244	PA-OSMLGLAX-00.....	250
OS-MILA00A-00.....	158	OS-TORP80-00.....	162	PA-GLAXMNK-AL.....	244	PA-OSMLGLAX-00.....	251
OS-MILA00U-00.....	158	OS-TOS0DA-00.....	170	PA-GLAXMNK-AL-10.....	244	PA-OSMLGLAX-00.....	252
OS-MILA10P-00.....	158	OS-TOS0DA-80.....	170	PA-GLAXMNK-AL-20M.....	244	PA-OSMLGLAX-00.....	253
OS-MILA45P-00.....	158	OS-TRES320W-00.....	91	PA-GLAXMNK-AL-90.....	244	PA-OSMLGLAX-00.....	255
OS-NSEL118-00.....	227	OS-TRES320W-10.....	91	PA-GLAXMNK-AL-10.....	244	PA-OSMLGLAX-00.....	252
OS-NSEL136-00.....	227	OS-VASE27B-10.....	170	PA-GLAXMNKW-AL.....	246	PA-OSMLGLAX-00.....	258
OS-NSEL158-00.....	227	OS-VASE27G-30.....	170	PA-GLAXMNKW-AL-10.....	246	PA-OSMLGLAX-00.....	258
OS-ORI-2GU10-00.....	107	OS-VEN20W01-00.....	128	PA-GLAXMNKW-AL-20M.....	246	PA-OSMLGLAX3M-00.....	245
OS-ORI-2GU10-10.....	107	OS-VEN20W01-10.....	128	PA-GLAXMNKW-AL-90.....	246	PA-OSMLGLAX3M-00.....	248
OS-ORI-3GU10-00.....	108	OS-VEN20W04-00.....	107	PA-GLAXMMPK-AL.....	255	PA-OSMLGLAX3M-00.....	252
OS-ORI-3GU10-10.....	108	OS-VEN20W04-10.....	107	PA-GLAXMW-AL.....	249	PA-OSMLGLAX3M-00.....	253
OS-ORI-GU10-00.....	128	OS-VEN20W05-00.....	107	PA-GLAXMW-AL-10.....	249	PA-OSMLGLAX3M-00.....	256
OS-ORI-GU10-10.....	128	OS-VEN20W05-10.....	107	PA-GLAXMW-AL-20M.....	249	PA-OSMLGLAX3M-00.....	256
OS-OSL2120S-00.....	64	OS-VENTANAH-00.....	170	PA-GLAXMW-AL-90.....	249	PA-OSMLGLAX3M-00.....	257
OS-OSL2120S-00.....	64	OS-VENTANAUA-00.....	170	PA-GLAXNBD3M16-AL.....	257	PA-OSMLGLAX3M-00.....	257
OS-OSL2150S-00.....	64	OS-VIRKWB-00.....	100	PA-GLAXNBD3M19-AL.....	257	PA-OSMLGLAX3M-00.....	258
OS-OSL2150S-00.....	64	OS-VIRKWW-10.....	100	PA-GLAXNBD3M-AL.....	257	PA-OSMLGLAXM-00.....	244
OS-PLCRKM-00.....	136	OS-VIROKB-00.....	101	PA-GLAXNBDW3M16-AL.....	257	PA-OSMLGLAXM-00.....	246
OS-PLCRKZ-00.....	136	OS-VIROKW-10.....	101	PA-GLAXNBDW3M19-AL.....	257	PA-OSMLGLAXM-00.....	249
OS-PLCZMI-00.....	136			PA-GLAXNBDW3M-AL.....	257	PA-OSMLGLAXM-00.....	255
OS-PLCZOO-00.....	138			PA-GLAXNBJ3M16-AL.....	256	PA-OSMLGLAXM3M-00.....	238
OS-RINGO1-00.....	67			PA-GLAXNBJ3M19-AL.....	256	PA-OSMLGLAXM3M-00.....	239
OS-RIV102KWG-30.....	110			PA-GLAXNBJ3M-AL.....	256	PA-OSMLGLAXM3M-00.....	240
OS-RIV102OKG-30.....	110			PA-GLAXNBJW3M16-AL.....	256	PA-OSMLGLAXM3M-00.....	241
OS-RST8080KW1-00.....	104			PA-GLAXNBJW3M19-AL.....	256	PA-OSMLGLAXM3M-00.....	242
OS-RST8080KW1-10.....	104			PA-GLAXNBJW3M-AL.....	256	PA-OSMLGLAXM3M-00.....	244
OS-RST80125OK1-00.....	104			PA-GLAXNK3M-AL.....	245	PA-OSMLGLAXM3M-00.....	254
OS-RST80125OK1-10.....	104			PA-GLAXNK-AL.....	245	PA-OSMLGLAXM3M-00.....	254
OS-SAKES111-00.....	108			PA-GLAXNKK3M-AL.....	253	PA-OSMLGLAXMIC-00N.....	243
OS-SAKES111-10.....	108			PA-GLAXNKK3M-AL-10.....	253	PA-OSMLGLAXMIC-00N.....	247
OS-SAKES111KW-00.....	109			PA-GLAXNKK3M-AL-20M.....	253	PA-OSMLGLAXMIC3M-00N.....	243
OS-SAKES111KW-10.....	109			PA-GLAXNKKT-AL.....	253	PA-OSMLGLAXMIC3M-00N.....	247
OS-SAN20WOK1B-00.....	127			PA-GLAXNKKT-AL-10.....	253	PA-OSMLGLAXMK-00.....	244
OS-SAN20WOK1B-10.....	127			PA-GLAXNKKT-AL-20M.....	253	PA-OSMLGLAXMK-00.....	249
OS-SAN20WOK2B-00.....	107			PA-GLAXNKKT-AL-90.....	253	PA-OSMLGLAXMK3M-00.....	238
OS-SAN20WOK2B-10.....	107			PA-GLAXRAD-AL.....	251	PA-OSMLGLAXMK3M-00.....	239
OS-SEL236-ZHQ.....	226			PA-GLAXREG1-AL.....	255	PA-OSMLGLAXMK3M-00.....	240
OS-SEL418-ZHQ.....	226			PA-GLAXREG2-AL.....	255	PA-OSMLGLAXMK3M-00.....	241
OS-SEN5087OKB-10.....	103			PA-GLAXWN3M-AL.....	252	PA-OSMLGLAXMK3M-00.....	242
OS-SEN5087OKCZ-00.....	103			PA-GLAXWN3M-AL-06.....	252	PA-OSMLGLAXMO-00.....	244
OS-SEN5097KWB-10.....	103			PA-GLAXWN3M-AL-10.....	252	PA-OSMLGLAXMO3M-00.....	238
OS-SEN5097KWZ-00.....	103			PA-GLAXWN3M-AL-20M.....	252	PA-OSMLGLAXMO3M-00.....	239
OS-SENAQ5087OKB-10.....	104			PA-GLAXWN16-AL.....	252	PA-OSMLGLAXMO3M-00.....	240
OS-SENAQ5087OKB-80.....	104			PA-GLAXWN19-AL.....	252	PA-OSMLGLAXMO3M-00.....	241
OS-SENAQ5087OKCZ-00.....	104			PA-GLAXWN-AL.....	252	PA-OSMLGLAXMO3M-00.....	242
OS-SEND5083OKB-10.....	104			PA-GLAXWPKT-AL.....	258	PA-OSMLGLAXSO-00.....	251
OS-SEND5083OKCZ-00.....	104			PA-OSCLGLAX-00.....	248	PA-OSMLGLAXT-00.....	253
OS-SOL2-GU10-00.....	91			PA-OSCLGLAX-00.....	252	PA-OSMLGLAXT3M-00.....	238
OS-SOL2-GU10-10.....	91			PA-OSCLGLAX-00.....	253	PA-OSMLGLAXT3M-00.....	239
OS-SOL-GU10-00.....	128			PA-OSCLGLAX3M-00.....	248	PA-OSMLGLAXT3M-00.....	240
OS-SOL-GU10-10.....	128			PA-OSCLGLAX3M-00.....	252	PA-OSMLGLAXT3M-00.....	241
OS-ST422-00.....	226			PA-OSCLGLAX3M-00.....	253	PA-OSMLGLAXT3M-00.....	242
OS-ST465-00.....	226			PA-OSCLGLAXM-00.....	244	PA-OSTRGLAX-00.....	245
OS-TENGU10-00.....	101			PA-OSCLGLAXM-00.....	246	PA-OSTRGLAX-00.....	248
OS-TENGU10-10.....	101			PA-OSCLGLAXM-00.....	249	PA-OSTRGLAX-00.....	250
				PA-OSCLGLAXM3M-00.....	238	PA-OSTRGLAX-00.....	251

P

PA-CPGLAXAH-00.....	238
PA-CPGLAXAH-00.....	239
PA-CPGLAXAH-00.....	240
PA-CPGLAXAH-00.....	241
PA-CPGLAXAH-00.....	242
PA-CPGLAXAV-00.....	238
PA-CPGLAXAV-00.....	239
PA-CPGLAXAV-00.....	240
PA-CPGLAXAV-00.....	241
PA-CPGLAXAV-00.....	242
PA-CPGLAXL-00.....	238
PA-CPGLAXL-00.....	239
PA-CPGLAXL-00.....	240
PA-CPGLAXL-00.....	241
PA-CPGLAXL-00.....	242
PA-GLAX3M-AL.....	248
PA-GLAX3M-AL-10.....	248
PA-GLAX3M-AL-20M.....	248
PA-GLAX-AL.....	248
PA-GLAX-AL-10.....	248
PA-GLAX-AL-20M.....	248
PA-GLAX-AL-90.....	248
PA-GLAXDR-AL.....	250
PA-GLAXGKL3M-00C.....	238
PA-GLAXGKS3M-00C.....	239
PA-GLAXGKW3M-00C.....	240
PA-GLAXGKW3M-00C.....	241
PA-GLAXGKZK3M-00C.....	242
PA-GLAXKT3M-AL.....	258
PA-GLAXKT-AL.....	258
PA-GLAXMIC3M-AL.....	247
PA-GLAXMIC-AL.....	247
PA-GLAXMICNK3M-AL.....	243

PA-OSTRGLAX-00.....	252	PA-ZGLAXMNKOMZ-00.....	259	XAE-KZASLC-10.....	186	XLD-LMAGU10KB-NB.....	183
PA-OSTRGLAX-00.....	253	PA-ZGLAXMNKOMZ-10.....	259	XAE-KZASPB-00.....	186	XLD-LMAGU10KC-NB.....	183
PA-OSTRGLAX-00.....	255	PA-ZGLAXMNKOMZ-20M.....	259	XAE-KZASPC-10.....	186	XLD-LMAGU10OB-NB.....	183
PA-OSTRGLAX-00.....	258	PA-ZGLAXNKKTOMZ-10.....	260	XAE-LELUB-00.....	190	XLD-LMAGU10OC-NB.....	183
PA-OSTRGLAX-00.....	258	PA-ZGLAXNKKTOMZ-20M.....	260	XAE-LELUC-10.....	190	XLD-SRA08WB-NB.....	184
PA-OSTRGLAX3M-00.....	245	PA-ZGLAXOMZ-00.....	259	XAE-LELZB-00.....	189	XLD-SRA08WC-NB.....	184
PA-OSTRGLAX3M-00.....	248	PA-ZGLAXOMZ-10.....	259	XAE-LELZC-10.....	189	XLD-SRA18WB-NB.....	184
PA-OSTRGLAX3M-00.....	252	PA-ZGLAXOMZ-20M.....	259	XAE-LKELB-00.....	187	XLD-SRA18WC-NB.....	184
PA-OSTRGLAX3M-00.....	253	PC-ELE724-00.....	216	XAE-LKELC-10.....	187	XLT-1FAC13A-00.....	182
PA-OSTRGLAX3M-00.....	256	PC-ELE724-SC.....	216	XAE-LKLLZB-00.....	187	XLT-1FAC19-00.....	182
PA-OSTRGLAX3M-00.....	256	PC-MECH24-00.....	216	XAE-LKLLZC-10.....	187	XLT-1FAC21A-10.....	182
PA-OSTRGLAX3M-00.....	257	PC-MECH24-SC.....	216	XAE-LKLPWB-00.....	187	XLT-1FAC24A-10.....	182
PA-OSTRGLAX3M-00.....	257			XAE-LKLPWC-10.....	187	XLT-1FAC33-00.....	182
PA-OSTRGLAX3M-00.....	258			XAE-LKLRZWB-00.....	186	XLT-1FAC34-10.....	182
PA-OSTRGLAXM-00.....	244			XAE-LKLRZWC-10.....	186	XLT-1FAC66-00.....	182
PA-OSTRGLAXM-00.....	246	R		XAE-LKRUB-00.....	190	XLT-1FAC67-10.....	182
PA-OSTRGLAXM-00.....	249	RM-LUNA120-00.....	89	XAE-LKRUC-10.....	190	XLT-1FAC68-00.....	182
PA-OSTRGLAXM-00.....	255	RM-LUNA120-10.....	89	XAE-LKTRZWL B-00.....	188	XLT-1FAC69-10.....	182
PA-OSTRGLAXM3M-00.....	244			XAE-LKTRZWLC-10.....	188	XLT-1FAC70-00.....	182
PA-OSTRGLAXM3M-00.....	254	S		XAE-LKTRZWPB-00.....	189	XLT-1FAC71-10.....	182
PA-OSTRGLAXM3M-00.....	254	SA1.....	70	XAE-LKTRZWPC-10.....	189	XLT-1FAC78-00.....	182
PA-ROZGLAX-53.....	250	SA2.....	70	XAE-LKTWLB-00.....	188	XLT-1FAC79-10.....	182
PA-ROZGLAXP-53.....	250	SO-TK060DE-00.....	62	XAE-LKTWLC-10.....	188	XLT-ADOGU10-00.....	180
PA-SPRGLAXM-00.....	244	SO-TK069DE-00.....	62	XAE-LKTWPB-00.....	189	XLT-ADOGU10-10.....	180
PA-SPRGLAXM-00.....	246	SO-TK090DE-00.....	62	XAE-LKTWPC-10.....	189	XLT-ETNAES111-00.....	181
PA-SPRGLAXM-00.....	251	SO-TK612DE-00.....	62	XAE-LKTZLB-00.....	188	XLT-ETNAES111-10.....	181
PA-SPRGLAXMIC-00.....	243	SW-HLSZT809W-60.....	56	XAE-LKTZLC-10.....	188	XLT-GRSGU10KB-NB.....	181
PA-SPRGLAXMIC-00.....	253	SW-HLSZT818W-120.....	56	XAE-LKTZPB-00.....	189	XLT-GRSGU10KC-NB.....	181
PA-USZGLAX-00N.....	252	SW-HLSZT824W-150.....	56	XAE-LKTZPC-10.....	189	XLT-GRSGU10OB-NB.....	182
PA-USZGLAX-10N.....	252	SW-NSZT810W-60N.....	56	XAE-LKXUB-00.....	188	XLT-GRSGU10OC-NB.....	182
PA-ZASGLAX-00.....	248	SW-NSZT818W-120N.....	56	XAE-LKXUC-10.....	188	XLT-LMAGU10KB-NB.....	181
PA-ZASGLAX-10.....	248	SW-NSZT822W-150N.....	56	XAE-LMIZB-00.....	191	XLT-LMAGU10KC-NB.....	181
PA-ZASGLAX-20M.....	248	SW-SHLSZT809W-60.....	56	XAE-LMIZC-10.....	191	XLT-LMAGU10OB-NB.....	181
PA-ZASGLAX-90.....	248	SW-SHLSZT818W-120.....	56	XAE-MS120B-00.....	191	XLT-LMAGU10OC-NB.....	181
PA-ZASGLAXDR-00.....	250	SW-SHLSZT822W-150.....	56	XAE-MS120C-10.....	191	XLT-ORI-GU10-00.....	180
PA-ZASGLAXKT-00.....	258	SW-ZSZT810W-60N.....	56	XAE-MSEZB-00.....	191	XLT-ORI-GU10-10.....	180
PA-ZASGLAXMIC-00.....	247	SW-ZSZT818W-120N.....	56	XAE-MSEZC-10.....	191	XLT-SOL2-GU10-00.....	182
PA-ZASGLAXMICNK-00.....	243	SW-ZSZT822W-150N.....	56	XAE-MSUNB-00.....	190	XLT-SOL2-GU10-10.....	182
PA-ZASGLAXMNK-00.....	244			XAE-MSUNC-10.....	190	XLT-SOL-GU10-00.....	180
PA-ZASGLAXMNK-10.....	244	T		XAE-ZKUNCB-00.....	187	XLT-SOL-GU10-10.....	180
PA-ZASGLAXMNK-20M.....	244	TLD-12W38LN-NB0.....	185	XAE-ZKUNCC-10.....	187	XLT-Z3OP20SZ1B-00.....	180
PA-ZASGLAXMNK-90.....	244	TLD-12W38LN-NB1.....	185	XAE-ZZWECLB-00.....	190	XLT-Z3OP20SZ1B-10.....	180
PA-ZASGLAXMNKK-00.....	244	TLD-20W38LN-NB0.....	185	XAE-ZZWECLC-10.....	190	XTR-RA3FZ1B-00.....	186
PA-ZASGLAXMNKO-00.....	244	TLD-20W38LN-NB1.....	185	XAE-ZZWL120B-00.....	191	XTR-RA3FZ1C-10.....	186
PA-ZASGLAXMNKW-00.....	246	TLD-30W38LN-NB0.....	185	XAE-ZZWL120C-10.....	191	XTR-RA3FZ2B-00.....	186
PA-ZASGLAXMNKW-10.....	246	TLD-30W38LN-NB1.....	185	XLD-1524XLN-NB0.....	185	XTR-RA3FZ2C-10.....	186
PA-ZASGLAXMNKW-20M.....	246			XLD-1560XLN-NB0.....	185		
PA-ZASGLAXMNKW-90.....	246			XLD-3024XLN-NB0.....	185		
PA-ZASGLAXMW-00.....	249			XLD-3024XLN-NB1.....	185	Z	
PA-ZASGLAXMW-10.....	249	W		XLD-3060XLN-NB0.....	185	ZM-HOOK4-BK-00.....	86
PA-ZASGLAXMW-20M.....	249	WZL-2.....	223	XLD-3060XLN-NB1.....	185	ZM-PANELSC-00.....	86
PA-ZASGLAXMW-90.....	249	WZL-2-MINI.....	224	XLD-4024XLN-NB0.....	185	ZM-PANELSC4-BK-00.....	86
PA-ZASGLAXMWK-00.....	249	WZL-3.....	223	XLD-4060XLN-NB0.....	185	ZM-PANELSU-00.....	86
PA-ZASGLAXNK-00.....	245	WZL-4.....	223	XLD-GRSGU10KB-NB.....	183		
PA-ZASGLAXNKKT-00.....	253			XLD-GRSGU10KC-NB.....	183		
PA-ZASGLAXNKKT-10.....	253	X		XLD-GRSGU10OB-NB.....	183		
PA-ZASGLAXNKKT-20M.....	253	XAE-BNADB-00.....	192	XLD-GRSGU10OC-NB.....	183		
PA-ZASGLAXNKKT-90.....	253	XAE-BNADC-10.....	192	XLD-LKSWLGAB-00.....	184		
PA-ZASGLAXNKKT-00.....	253	XAE-GNSCH-00.....	192	XLD-LKSWLGAC-00.....	184		
PA-ZASGLAXRAD-00.....	251	XAE-HMKB-00.....	192	XLD-LKSWLGBB-00.....	184		
PA-ZAWGLAXDR-00.....	250	XAE-HMKC-10.....	192	XLD-LKSWLGBC-00.....	184		
PA-ZAWGLAXDR-00.....	251	XAE-KZASLB-00.....	186	XLD-LKSWLGCB-00.....	184		
PA-ZGLAXKTOMZ-00.....	260			XLD-LKSWLGCC-00.....	184		

Niniejszy katalog produktów został przygotowany przez GTV Poland. Poprzez ciągłe udoskonalanie swojej oferty, zgodnie z wymogami rynkowymi i prawnymi, GTV Poland zastrzega sobie prawo do wprowadzania zmian w przedstawionym asortymencie. Prezentowana publikacja nie jest ofertą w rozumieniu Kodeksu Cywilnego. Rzeczywiste produkty mogą odbiegać od poglądowych zdjęć i rysunków zamieszczonych w publikacji. GTV Poland zastrzega sobie prawo do zmian i błędów w druku.

This product catalogue has been prepared by GTV Poland. Constantly improving its products so as to follow market and legal requirements, GTV Poland reserves the right to introduce changes in the presented product range. The present publication does not constitute an offer within the meaning of the Civil Code. The real products can differ from the example photographs and drawings in the publication. GTV Poland reserves the right to make changes and printing errors.



ul. Przejazdowa 21
05-800 Pruszków
Poland

 +48 22 44 47 595

 +48 22 44 47 366
+48 22 44 47 287

 +48 22 44 47 394

 +48 22 44 47 379

 +420 591 160 091







































+48 22 44 47 338































+48 22 44 47 552




























+48 22 4447 251

 GTV Croatia d.o.o
ul. Roberta Frangeša Mihanovića 9,
10110 Zagreb, Hrvatska
+ 385 1 798 8089

 GTV Czech Distribution s.r.o.
CTPark Ostrava, Na Rovince 879
720 00 Ostrava-Hrabová
Česká republika
+420 591 160 091
objednavky.ostrava@gtv.com.pl

 GTV España Herrajes e Iluminación, S.L.
Avenida Aragón 30, Planta 8
46021 Valencia (España)
+ 34 961 134 441
+ 48 22 44 47 377
gtv@gtv.es

fax: +48 22 444 75 01
e-mail: oswietlenie@gtv.com.pl
east.lighting@gtv.com.pl

www.gtv.com.pl

Follow us on

