

BIG WHITE[®]

SLV LIGHTING CATALOGUE 2024














WELL INFORMED

Scan QR code, select country and get our latest prices.
Visit us at **slv.com**

FAMILY HIGHLIGHTS

NUMINOS®	82
NEW TRIA®	122
MEDO®	148
LALU®	176
ONE®	186

INDOOR

 Recessed lights	202
 Ceiling lights	248
 Pendant lights	278
 Wall lights	320
 Wall and ceiling lights	390
 Table and floor lamps	434
 48V system	454
 Low-voltage cable system	480
 High-voltage track 1-phase	492
 High-voltage track 3-phase	524
 Profile solutions and LED strips	564

OUTDOOR

 Mobile lights and floor lights	594
 Spotlights	686
 Wall lights	704
 Ceiling lights	786
 Wall and ceiling lights	802
 Recessed lights	818
 Recessed floor lights	828

ACCESSORIES

 Lamps	858
 Accessory parts	866

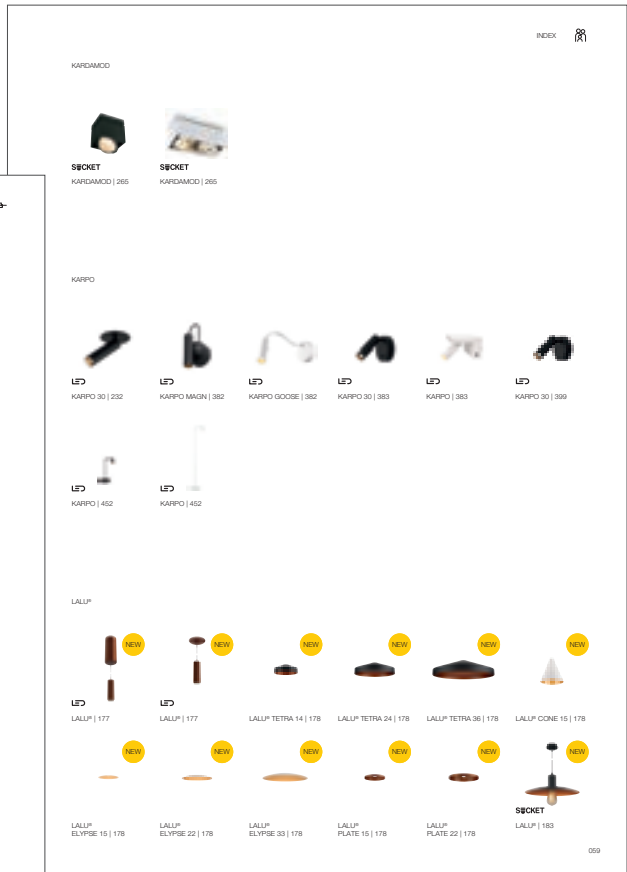
NAVIGATION

Editorial and references	4
Index, Application	14
Index, Families	46
Index, Numerical	882
Index, Alphabetical	892

NEW NAVIGATION

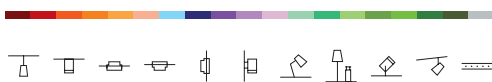
CATEGORY OVERVIEW

Everything at a glance.
Find the right lights based on category.



FAMILY OVERVIEW

Discover all lights within a family for a well-rounded lighting design.



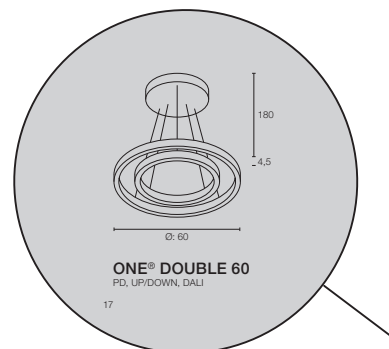
PRODUCT CATEGORIES

Know how long it lasts. The new icons and colours let you quickly and easily navigate to the respective product categories.



RECOMMENDATIONS

Fast and simple. Discover the right accessories and lamps for your selected products.



PLEASE NOTE

All measurements are given in **cm**.

CLEARLY EXPLAINED

In our new advice section, important information about lighting and our SLV products is explained clearly and concisely.

From planning tools and system representations to lighting knowledge, you'll learn everything in this BIG WHITE®. Take note of this when browsing our yellow advice pages, too.

DESIGN YOUR LED PROFILE

We recommend a new feed-in for double-sided lengths over 3 m and from 5 m

Create accents or illuminate entire rooms – available with up to 700 lm per 5 m.

Bring colour into play – LED strips available in white, as CCT (Tunable White) or RGBW version.

Frosted, opaque or transparent, in different versions – Choose from different options to give your project a more personal touch.

For indoors, outdoors and wet rooms – With IP20 and IP54, equipped for your project.

Whether a standard or flat surface, recessed profile or corner profile: the right profile for your project.

Create your very own profile – You will find an overview of our LED flex strips on pages 592-593. Matching drivers are presented on our Accessories pages 866-881.

With lengths from 5 m to 80 m, the limits – increase or shorten as desired. Thanks to 24V technology, you can create long lengths with fewer feed-in points.

580



ALL PRODUCTS DIRECT ONLINE

At slv.com you will find the complete SLV range with all product details, descriptions, availability, and much more. Useful design files, 3D data, configurators and calculation tools such as FastCalc by DIAL are there to help you create your perfect lighting design.

VILLA WALDFEUCHT

A HOUSE FULL OF SLV LIGHTS

An Instagram channel that follows the adventures of a young couple building their own home.

Why the two decided on luminaires from SLV and what hurdles they had to overcome are reported daily on their channel.



WELL THOUGHT-OUT LIGHTING DESIGN

When planning the lighting, it was important for the two developers to establish a uniform style throughout the entire house. In addition, the lighting was to be permanently adapted to the later use – in other words, to ensure maximum flexibility.

Smart GU10 lamps were to be fitted in the luminaires. In addition, Susanna and Marc wanted a mixture of direct and indirect lighting that would also showcase works of art in the perfect light. For all these reasons, Susanna and Marc opted for tracks from SLV. Hardly any type of lighting offers more flexibility: with tracks, all luminaires can be exchanged, added or aligned differently.

What's more, when it comes to energy efficiency, power track is also impressive: with indirect lighting and smart control, electricity can be saved.



Susanna and Marc Mevißen have been sharing their progress with their followers since the groundbreaking ceremony in 2020 right up to the completion this year.

It is particularly noteworthy that, apart from the shell of the house, they did everything themselves. Despite the work on the house, which took place after the actual work of the two, they paid special attention to sustainable building, energy efficiency and sophisticated design. The result: after only 22 months, the house was already ready for occupancy.

„WE OPTED FOR SLV RIGHT FROM THE START AND THAT MADE THE LIGHTING DESIGN VERY EASY FOR US.“

Marc Mevißen, Architect

SERVICE AND QUALITY FROM SLV

There is a reason why Susanna and Marc chose luminaires from SLV: Marc Mevißen already knew SLV from his studies of architecture, when he became involved with light and shadow in the showroom.

When planning the lighting for their own dream house, the two influencers were particularly convinced by the design and the attractive price-performance ratio of the tracks. Added to this was the good support and fast service from SLV.





LIGHT AS A WORK OF ART

The dining room of Susanna and Marc's house has a large air space with a height of 5.65 m. Above the dining table, the couple wanted to create a kind of sculpture made of luminaires. As a basic construction, busbars were invisibly integrated into the acoustic ceiling in order to remain as flexible as possible. To come up with ideas, the team from SLV worked with the clients on site for inspiration and presented many new luminaires. „The PANTILO from SLV appealed to us best in terms of design in order to aesthetically fill the air space without glare,“ explains Susanna Mevißen. „We love this reflection in the luminaires very much and they round off our concept.“

The PANTILO pendant light impresses with its extraordinary appearance: the shade made from chrome-plated glass can be easily combined into a stylish group of luminaires by means of individual configuration. The seven PANTILO luminaires above the large dining table perfectly match the high wooden ceiling, the light-coloured walls, the grey floor and the black window frames in Susanna and Marc's house.

*„LUMINAIRES ARE NOT ONLY FUNCTIONAL –
THEY CAN ALSO GIVE A ROOM AN IDENTITY
AS A WORK OF ART.“*

Susanna Mevißen

INDIRECT LIGHT FOR A PLEASANT LIVING AMBIENCE

The house is not only equipped with lighting from SLV on the ceilings: spots are also integrated into the floor, where the colours can be individually adjusted. The two developers rely on indirect lighting and smart control for all lighting solutions in their dream house: depending on the light intensity in the room, some indirect luminaires illuminate the surroundings/room in the evening and immerse the house in the desired ambience. This means that hardly any light has to be actively switched on, which saves energy.



ECOLOGICAL BUILDING AND LIGHTING

Thanks to well thought-out insulation, a flat roof with a photovoltaic system and selected materials such as concrete, wood, glass and natural stone, the passive house of the two influencers Susanna and Marc meets the KfW40+ standard and is a plus-energy building. With the PV system, they produce significantly more energy than they consume. The house also has an energy storage system and a wallbox to use the electricity even more effectively.

This approach also fits in with our sustainability strategy: after all, we also try to focus on the use of secondary raw materials in the production of lighting solutions and consistently reduce packaging waste and transport emissions.

STRONG PROJECT. STRONG PARTNER.

Building owners: Susanna and Marc Mevißen

Location: Waldfeucht, North-Rhine Westphalia
Email: mevissen.haus@gmail.com

Lighting design: The building owners in cooperation with the SLV sales team

The lighting for the villa in Waldfeucht is not the only cooperation that our specialists have actively supported. Our partners can be found throughout Europe, with projects of all sizes. Want to know more? Scan me!



SLV LIGHTING KNOWLEDGE

LUMEN

The luminous flux (indicated in Lumen) describes how much light is emitted in all directions by a light source. It represents the overall brightness perceived by the human eye. The efficiency of a luminaire is often given in Lumen per Watt. The higher the luminous flux (in Lumen) per power consumed (in Watt), the more efficient the light source.

CRI

The colour rendering index is the impact of a light source on the colour of an object as perceived by the human eye compared to a natural source of light (e.g. sunlight). According to EN 12464-1, indoor spaces in which people spend or work for longer amounts of time should have a colour rendering index (CRI) of >80.

COLOUR TEMPERATURE

The colour temperature of a light source is indicated in Kelvin (K). The higher the colour temperature, the cooler and more stimulating the light (e.g. daylight = 5500K). The lower the Kelvin figure, the warmer and cosier the light. The colour temperature of a 2700K light bulb is now recommended as the perfect home lighting. The CCT switch allows the colour temperature of a luminaire to be adjusted.

DIM-TO-WARM (DTW)

The dim-to-warm feature lets you adjust the colour temperature and brightness of the light. When dimmed, the light changes from a bright, cool-white colour to a warm colour.

TUNEABLE WHITE (TW)

The Tuneable White function allows you to set the colour temperature of LED lights as desired. The light can be adjusted to suit different times of day and moods.

RGB RGB+W

An RGB-compatible luminaire covers the entire colour spectrum from red, green and blue with the white balance in the background. The white balance of the RGB+W is also optimised and represented in high quality.

PROTECTION CLASS

Protection classes indicate which safety measures a device has installed to prevent electric shocks. There are three protection classes which are represented by the symbols below.



IK

The IK protection class is a classification of building materials and surfaces that determines how resistant they are to mechanical impact such as blows, collisions or pressure.

IP

The abbreviation IP stands for Ingress Protection. The first digit in these standardised IP codes indicates the protection against solid objects, the second digit indicates protection against moisture.

HALF BEAM ANGLE

The half beam angle describes the light emission taking the composition of the luminaire, lamp and distance from an object into account. The smaller the half beam angle, the narrower the beam of light.

UGR

UGR (Unified Glare Rating) rates the glare of a luminaire to relieve the eye. The lower the UGR value, the more pleasant the light is to the eye. A UGR<19 is therefore recommended for workplaces.

SMART LIGHTING

Smart Lighting describes automated light management. With DALI, ZIGBEE, Casambi and BLUETOOTH, smart luminaires can be controlled via apps and other controls.

LALU®
1007519+1007522



LALU®
1007520+1007532



INDOOR RECESSED CEILING LIGHTS




NUMINOS®
can be found
on family pages
82–93

LED



NEW TRIA®
can be found
on family pages
122–147

LED



MEDO®
can be found
on family pages
168–171


LED



NEW

LED

UNIVERSAL
DOWNLIGHT | 205



NEW

LED


UNIVERSAL
DOWNLIGHT | 207



NEW

LED

UNIVERSAL
DOWNLIGHT | 208



NEW

LED


UNIVERSAL
DOWNLIGHT | 209



NEW

LED

KADUX | 213



NEW

LED

KADUX | 213



NEW

LED

KADUX | 213



SCKET

KADUX | 214



SCKET

KADUX | 214



SCKET

KADUX | 214



SCKET

KADUX | 215



SCKET

KADUX | 215



LED

MILANDOS 4 | 217



LED

MILANDOS 6 | 217



LED

MILANDOS 8 | 217



LED

HORN MINI | 218



SCKET

HORN | 219



SCKET

HORN | 219



SCKET

HORN | 219



SCKET

HORN | 220



SCKET

HORN | 220



SCKET

HORN | 220




SCKET

HORN-T | 221



LED

HORN MAGNA | 221




LED

SENER 12 | 223



LED

SENER 18 | 223



LED

SENER 24 | 223



LED

SENER 12 | 225



LED

SENER 18 | 225



LED

SENER 24 | 225



LED

VERLUX | 227




LED

VERLUX | 227



LED

DL 126 | 227



SCKET

PIKA | 228



SCKET

PIKA | 228



LED

OCULUS | 229



LED
OCCULDAS 14 | 230



LED
OCCULDAS 23 | 230



LED
CONTONE® | 231



LED
CONTONE® | 231



LED
H-LIGHT | 232



LED
KARPO 30 | 232



SCKET
PLASTRA | 233



SCKET
PLASTRA | 233



LED
DEKLED | 234



SCKET
VARU | 234



SCKET
DOLIX OUT | 235



SCKET
DOLIX OUT | 235



LED
KAMUELA ECO | 236



LED
KAMUELA ECO | 237



LED
KINI | 237



LED
AKALO D83 | 237



LED
FRAME BASIC SET | 238



LED
FRAME BASIC | 238



LED
FRAME BASIC | 238



LED
FRAME CURVE | 239



LED
FRAME CURVE | 239



LED
QUAD FRAME 9 | 240



LED
NOTAPO S | 241



LED
NOTAPO L | 241



LED
DOWNUNDER PUR 80 | 242



LED
DOWNUNDER PUR 150 | 242



LED
MOBALA | 243



LED
WORO | 243



LED
LED PANEL | 243



LED
PATTA-I | 244



LED
PATTA-I | 244



LED
PATTA-I | 245



LED
PATTA-I | 245



LED
PATTA-F | 246

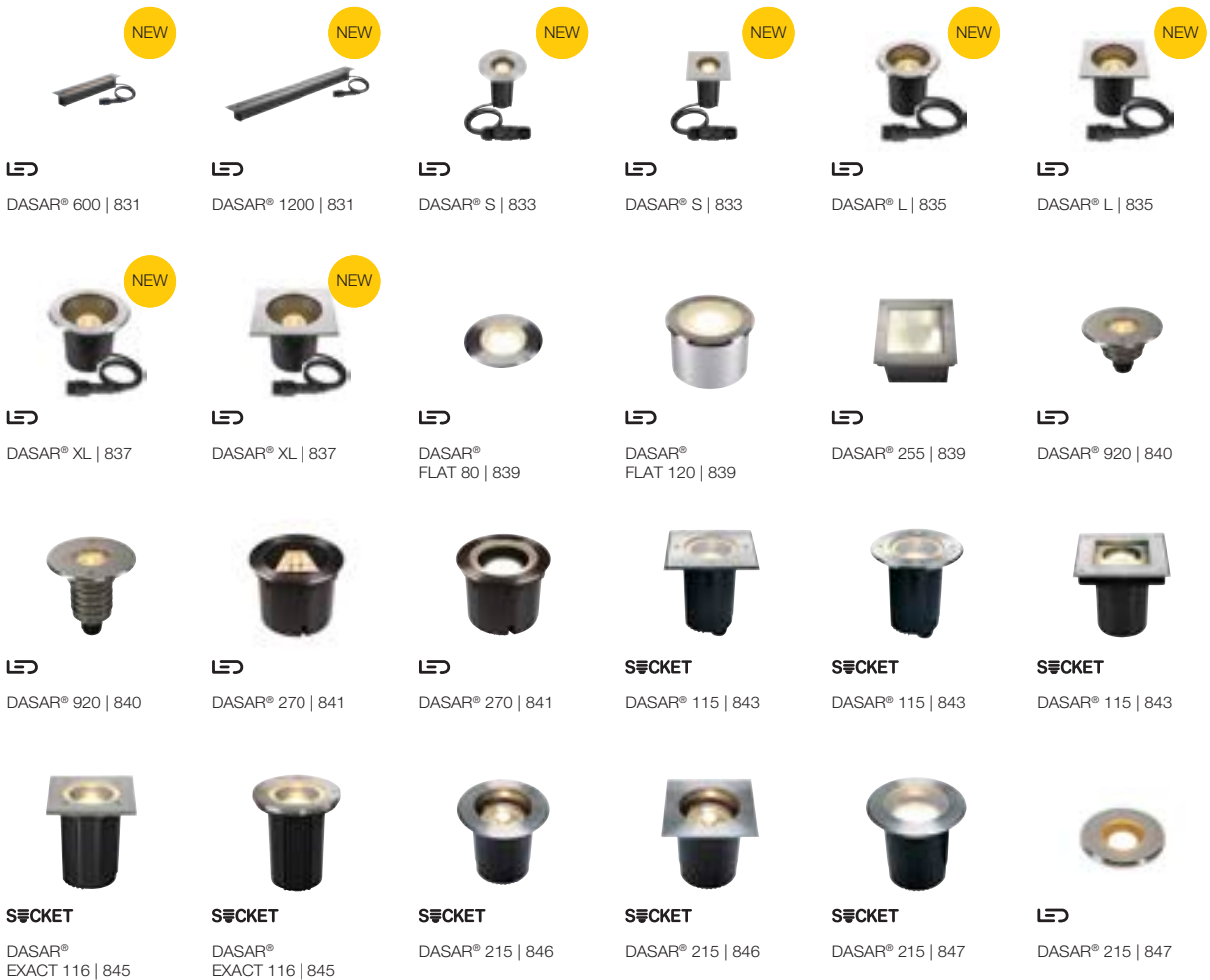


LED
PATTA-F | 247

OUTDOOR RECESSED WALL LIGHTS



OUTDOOR RECESSED FLOOR LIGHTS





LED
TRAIL-LITE® 60 | 848



LED
POWER TRAIL-LITE® | 849



LED
POWER TRAIL-LITE® | 849



LED
GIMBLE OUT | 849



LED
SMALL PLOT | 851



LED
SMALL PLOT | 851



SMALL PLOT | 851



SMALL PLOT | 851



LED
BIG PLOT | 853



LED
BIG PLOT | 853



BIG PLOT | 853



BIG PLOT | 853



LED
ROCCI | 854



LED
ROCCI | 854



LED
ROCCI 200 | 855



LED
ROCCI 200 | 855



SOCKET
SOLASTO | 857



SOCKET
SOLASTO | 857





NUMINOS®
can be found
on family pages
102–105

LED



MEDO®
can be found
on family pages
164–165

LED




SCKET
VARYT | 251



LED
Q-LINE® | 253



LED
Q-LINE® | 253



SCKET
TRILEDO | 255



SCKET
TRILEDO | 255



SCKET
TRILEDO | 255



LED
TRILEDO | 257



LED
TRILEDO | 257



LED
TRILEDO | 257



LED
OCULUS | 258



SCKET
ENOLA B | 259



LED
ENOLA C | 259



SCKET
ASTINA | 261



SCKET
NAGY 75 | 261



LED
ANELA | 261



LED
OCCULDAS 13 | 262



LED
OCCULDAS 23 | 262



SCKET
ALTRA DICE | 263



SCKET
ALTRA DICE | 263



SCKET
KARDAMOD | 265



SCKET
KARDAMOD | 265



SCKET
FENDA | 266



LED
FENDA | 267



LED
FENDA | 267



LED
FENDA | 267



SCKET
TENORA | 268



SCKET
SOPRANA | 269



SCKET
PLASTRA | 270



LED
PLASTRA | 271



SCKET
PLASTRA 105 | 271



SCKET
PLASTRA 104 | 271



LED
FERA 25 | 272



LED
FERA 25 | 272



LED
MARONA | 273



LED
PANEL 60 | 274



LED
PANEL | 275




LED
PANEL 60 | 275



LED
PANEL | 275



OUTDOOR | CEILING LIGHTS



SCKET
PHOTONI | 789



LED
S-CUBE | 791



LED
ESKINA FRAME | 791



LED
ENOLA
OCULUS | 792



LED
ENOLA
ROUND S | 793



LED
ENOLA
ROUND M | 793



LED
ENOLA
ROUND L | 793



LED
ENOLA
SQUARE S | 795



LED
ENOLA
SQUARE M | 795



LED
ENOLA
SQUARE L | 795



LED
BIG THEO | 797



SCKET
BIG THEO | 797



LED
OVALISK | 797



SCKET
PHOTONIA | 799



SCKET
MOLAT | 799



SCKET
SITRA | 801



SCKET
ROX | 801



SCKET
ROX | 801



INDOOR PENDANT LIGHTS



SCKET
PANTILO
ROPE 19 | 279



SCKET
PANTILO
ROPE 20 | 279



SCKET
PANTILO
ROPE 27 | 279



SCKET
PANTILO OVAL | 281



SCKET
PANTILO 20 | 281



SCKET
PANTILO 28 | 281



SCKET
PANTILO
CONVEX 29 | 283



SCKET
PANTILO
CONVEX 40 | 283



SCKET
ASTO TUBE | 285



SCKET
ASTO TUBE | 285



SCKET
ASTO TUBE | 285



SCKET
ASTO TUBE | 285



LED
WORKLIGHT
PRO 120 | 287



LED
WORKLIGHT
PRO 150 | 287



LED
WORKLIGHT | 288



LED
I-PENDANT PRO | 289



LED
PANEL 60 | 289



LED
NOYA | 290



LED
GLENOS® | 291



LED
GLENOS® | 291



LED
Q-LINE® | 293



LED
Q-LINE® | 293



LED
Q-LINE® | 293



LED
OCULUS | 294



SCKET
FITU | 295



SCKET
FENDA | 296



FENDA | 296



FENDA | 296



FENDA | 297



FENDA | 297



FENDA | 297



LED
HELIA
AMBIENT 35 | 300



LED
HELIA
AMBIENT 35 | 300



LED
HELIA 30 | 301



LED
HELIA 30 | 301



LED
HELIA 40 | 303



LED
HELIA 40 | 303



SCKET
ASTINA | 305



SCKET
ENOLA B | 305



SCKET
ENOLA | 305



LED
ANELA | 306



SCKET
LISENNE | 306



SCKET
TONGA® | 307



SCKET
QUADRASS | 307



SCKET
PARA CONE GL | 309



SCKET
PARA CONE 20 | 309



SCKET
PARA CONE 30 | 309



SCKET
PHELIA 10 | 310



SCKET
PHELIA 20 | 311



SCKET
PHELIA 25 | 311



SCKET
PHELIA 30 | 311



SCKET
FORCHINI 50 | 312



SCKET
FORCHINI 70 | 312



SCKET
FORCHINI M 40 | 313



SCKET
FORCHINI M 50 | 313



SCKET
LIGHT EYE® 90 | 314



SCKET
LIGHT EYE® 150 | 314



SCKET
SUN / BIG SUN | 315



SCKET
ROTOBALL 25 | 317



SCKET
ROTOBALL 40 | 317



SCKET
ROTOBALL 50 | 317



SCKET
PARA DOME | 318



PARA DOME | 318



PARA DOME | 318



SCKET
PARA 380 | 319

INDOOR WALL LIGHTS



LED
LYGANT | 325



LED
LYGANT | 325



SCKET
VARYT | 327



LED
SEDO 7 | 329



LED
SEDO 14 | 329



LED
SEDO 21 | 329



LED
TRUKKO | 330



LED
TRUKKO | 330



LED
TRUKKO | 331



LED
TRUKKO 80 | 331



LED
TRUKKO 60 | 332



LED
TRUKKO 90 | 332



LED
MARYLIN 40 | 333



LED
WL 149 | 334



SCKET
WL 149 | 334



SCKET
WL 106 | 335



SCKET
WL 106 | 335



SCKET
MIBO UP/DOWN | 337



LED
MAGANDA | 337



LED
DORISA 30 | 339



LED
DORISA 50 | 339



LED
GLENOS® 60 | 339




LED
L-LINE 60 | 341



LED
L-LINE 120 | 341



LED
Q-LINE® | 341



SCKET
PANTILO ROPE | 345



SCKET
ASTO TUBE | 347



SCKET
ASTO TUBE | 347



LED
MANA BASE | 349



LED
MANA BASE | 349



LED
MANA 40 | 319



LED
MANA 60 | 349



LED
MANA | 351



LED
MANA | 351



LED
MANA | 351



LED
MANA | 353



LED
MANA | 353



LED
MANA | 353



LED
MANA | 353



LED
OCULUS | 355



LED
OCULUS
UP/DOWN | 355



SCKET
PLASTRA | 356



SCKET
PLASTRA | 356



SCKET
PLASTRA | 357



SCKET
PLASTRA | 357



SCKET
PLASTRA | 359



LED
PLASTRA | 359



LED
PLASTRA | 359



SCKET
PLASTRA | 360



SCKET
PLASTRA 101 | 361



SCKET
PLASTRA | 361



SCKET
PLASTRA 104 | 361



LED
LOGS IN | 362



LED
LOGS IN | 362



LED
LOGS IN L | 363



LED
LOGS IN L | 363



LED
QUAD FRAME 14 | 364



LED
QUAD FRAME 19 | 364



LED
SHELL 15 | 365



LED
SHELL 30 | 365



LED
ASSO 300 | 366



LED
ASSO 300 | 367



SCKET
OSSA 180 | 367



SCKET
OSSA 300 | 367



LED
CARISO | 368



LED
CARISO | 368



LED
CHROMBO | 369



LED
DIRETO 60 | 370



LED
DIRETO 90 | 370



LED
ARLINA 60 | 371



LED
ARLINA 130 | 371



SCKET
ANDREAS | 373



SCKET
DENA 30 | 373



SCKET
BASKET | 373



SCKET
QUADRASS | 375



LED
QUADRASS
SPOT | 375



SCKET
LISENNE | 375



SCKET
FITU | 376



SCKET
FITU CUBE | 376



SCKET
THEO UP/DOWN | 377



SCKET
SOLID CUBE | 377



ENOLA B | 379



ENOLA B | 379



**ASTINA
UP/DOWN** | 379

INDOOR WALL LIGHTS



SCKET
FENDA | 380



FENDA | 380



LED
KENKUA SPOT | 381



LED
COUPA FLEX | 381



LED
KARPO MAGN | 382



LED
KARPO GOOSE | 382



LED
KARPO 30 | 383



LED
KARPO | 383



LED
SOMNILA SPOT | 384



LED
SOMNILA SPOT | 385



LED
SOMNILA FLEX | 385



LED
SOMNILA FLEX | 385



SCKET
DIO FLEX PLATE | 387



LED
DIO FLEX PLATE | 387



LED
DIO FLEX PLATE | 387



SCKET
PHELIA | 388



LED
MERADO FLOOD | 388




SCKET
DISPLAY ADL 50 | 389




OUTDOOR WALL LIGHTS



SCKET
PHOTONI | 709



LED
LID II | 711



LED
LID II | 711



LED
LID I | 713



LED
LID I | 713



LED
I-RING | 714



LED
OVAL 14 | 715



LED
OVAL 18 | 715



LED
CONCRETO M | 717



LED
CONCRETO L | 717



LED
VANO WING | 719



LED
VANO WING | 719



LED
MANA BASE | 720



LED
RUSTY® MANA | 720



LED
RUSTY® MANA | 720



LED
MANA OUT | 721



LED
MANA OUT | 721



LED
ENOLA OCULUS | 723



LED
ENOLA OCULUS | 723



LED
ENOLA OCULUS S | 725



LED
ENOLA OCULUS M | 725



LED
ENOLA ROUND L | 725



LED
ENOLA ROUND S UP/DOWN | 727



LED
ENOLA ROUND M UP/DOWN | 727



LED
ENOLA ROUND L UP/DOWN | 727



LED
ENOLA SQUARE S | 729



LED
ENOLA SQUARE M | 729



LED
ENOLA SQUARE L | 729



LED
ENOLA SQUARE S UP/DOWN | 730



LED
ENOLA SQUARE M UP/DOWN | 730



LED
ENOLA SQUARE L UP/DOWN | 730



SCKET
THEO UP/DOWN | 735



LED
BIG THEO BEAM UP/
FLOOD DOWN | 735



SCKET
BIG THEO UP/DOWN | 735



LED
BIG THEO FLOOD UP/DOWN | 736



SCKET
THEO | 736



SCKET
BIG THEO | 737



LED
BIG THEO | 737



LED
SITRA S | 739



LED
SITRA S | 739



LED
SITRA M | 741



LED
SITRA L | 741

OUTDOOR WALL LIGHTS

NEW

					
SCKET SITRA CUBE 741	SCKET GRAFIT 742	SCKET GRAFIT 742	SCKET GRAFIT 743	SCKET GRAFIT 743	LED QUADRULO 744
					
SCKET QUADRULO SENSOR 745	SCKET QUADRULO 745	SCKET MERIDIAN 746	SCKET MERIDIAN BOX 746	SCKET MERIDIAN BOX SENSOR 747	SCKET MERIDIAN BOX 747
					
LED ESKINA FRAME 749	LED ESKINA FRAME 749	LED ESKINA FRAME 749	LED BOOKAT 751	LED BIG QUAD 752	LED QUAD 752
					
LED QUAD UP/DOWN 15 753	LED BIG QUAD UP/DOWN 755	LED BIG QUAD 755	LED RUSTY® UP/DOWN 756	LED RUSTY® UP/DOWN 756	LED OVALISK SENSOR 757
					
LED OVALISK 757	LED PEMA® 758	LED PEMA® 759	LED PEMA® 759	SCKET PEMA® 759	LED FLATT SENSOR 760
					
LED FLATT 760	SCKET ASTINA 761	SCKET ASTINA STEEL 761	LED ANGOLUX SENSOR 762	LED ANGOLUX 762	LED VILUA S 763
					
LED VILUA L 763	LED VILUA 763	SCKET MYRA UP/DOWN 764	LED SITRA UP/DOWN 765	SCKET SITRA UP/DOWN 765	SCKET ROX 767



SCKET
ROX UP/DOWN | 767



LED
DELWA | 767



LED
SLOTS | 768



SCKET
WALLYX | 768



LED
DOWNUNDER
OUT | 769



LED
DOWNUNDER
OUT | 769



LED
ABRIDOR
SENSOR | 770



LED
ABRIDOR | 770



LED
ORDI SENSOR | 771



LED
ORDI | 771



SCKET
BOX-L | 773



LED
BOX-L | 773



SCKET
BOX UP/DOWN | 773



LED
LOGS | 775



LED
OUT-BEAM UP /
FLOOD DOWN | 775



LED
L-LINE OUT | 775



SCKET
PHOTONIA | 777



SCKET
MOLAT | 777



SCKET
GLOO PURE | 777



SCKET
F-POL | 778



SCKET
SQUARE | 779



SCKET
KERAS ELT | 779



SCKET
SITRA | 779



LED
RASCALI | 780



LED
IPERI | 780



SCKET
QUADRASYL | 781



SCKET
SQUARE TURN | 781



LED
TODAY PRO | 783



LED
ESKINA D | 783



SCKET
MYRA DISPLAY | 783



LED
LED SPOT | 785



SCKET
NAUTILUS | 785



SCKET
MYRA | 785



NUMINOS®
can be found
on family pages
98–101

LED




MEDO®
can be found
on family pages
148–163

LED




ONE®
can be found
on family pages
192–193

LED



SCKET
PANTILO
ROPE 19 | 393




SCKET
PANTILO
ROPE 27 | 393



LED
CYFT | 395



SCKET
ASTO TUBE | 395



SCKET
ASTO TUBE | 397



SCKET
ASTO TUBE | 397



SCKET
ASTO TUBE | 399



SCKET
ASTO TUBE | 397



LED
OCULUS | 399



LED
KARPO 30 | 399



LED
NOBLO® | 401



LED
NOBLO® | 401



LED
NOBLO® | 401



LED
KALU | 403



LED
KALU | 403



LED
KALU | 403



LED
KALU | 403



SCKET
KALU | 405



SCKET
KALU | 405



SCKET
KALU | 405



SCKET
KALU | 405



SCKET
ENOLA B | 407



SCKET
ENOLA B | 407



SCKET
ENOLA B | 407



SCKET
ALTRA DICE | 408



SCKET
SPOT 79 | 409



SCKET
INDA | 409



SCKET
PURI | 411




SCKET
PURI | 411




SCKET
PURI | 411



SCKET
PURI | 411



SCKET
AVO | 413




SCKET
AVO | 413



SCKET
AVO | 413



SCKET
AVO | 413



SCKET
AVO | 415



SCKET
ASTO | 415



SCKET
ASTO | 415



SCKET
ASTO | 415




LED
SENSER
12, 18, 24 | 417



LED
SENSER
12, 18, 24 | 419



LED
SIMA | 420



LED
SIMA | 421



LED
LIPSY®
30, 40, 50 | 423



LED
LIPSY®
30, 40, 50 | 425-426



SCKET
MELAN | 427



SCKET
GLASSA | 427



LED
BATTEN 60 | 429



LED
BATTEN 120 | 429



LED
LONG GRILL | 430



LED
SIGHT 60 | 431



LED
SIGHT 115 | 431



LED
BENA 120 | 433



LED
BENA 150 | 433

OUTDOOR WALL AND CEILING LIGHTS



LED
R-CUBE | 805



LED
S-CUBE | 805



SCKET
S-TUBE | 805



LED
ESKINA SPOT/
SENSOR | 807



SCKET
SITRA 360 | 808



SCKET
THEO BRACKET | 808



LED
HELIA | 809



LED
HELIA | 809



SCKET
MYRA | 811



LED
OUT-BEAM
FRAME | 811



LED
QUADRULO | 811



LED
AINOS | 812-813



LED
AINOS | 813



LED
RUBA | 814



SCKET
BULAN | 815



SCKET
BULAN GRID | 815



LED
TERANG 200 | 817




LED
IMPERVA | 817

VINOLINA TWO
1007696





INDOOR TABLE AND FLOOR LAMPS



NEW

ONE®
can be found
on family pages
196–197

LED



NEW

LED

VINOLINA ONE | 437



NEW


LED

VINOLINA | 437



NEW

VINOLINA TWO | 439



NEW

TAHA | 441



NEW

SCKET

TINY SUN | 443



NEW

SCKET

LITTLE SUN | 443



NEW

SCKET

VARYT | 443



NEW

LED

WORKLIGHT
PRO | 444



NEW

LED

WORKLIGHT
PRO | 444



LED

WORKLIGHT | 445



LED

WORKLIGHT | 445



SCKET

FENDA | 447



SCKET

FENDA | 447



SCKET

FENDA | 447



SCKET

FENDA | 448



SCKET

FENDA BOW
BASIS | 448



FENDA | 448



FENDA | 449



FENDA | 449



FENDA | 449



LED

KARPO | 452



LED

KARPO | 452



SCKET

PHELIA | 453



LED

TONILA | 453



LED

MAGANDA | 453

MOBILE LIGHTS AND OUTDOOR FLOOR LAMPS



NEW

LED
VINOLINA ONE | 597



NEW

LED
VINOLINA | 597



NEW

LED
VINOLINA TWO | 599



LED
TONILA | 601



NEW

LED
TAHA | 601



NEW

SCKET
S-TUBE 32/75 | 603



NEW

SCKET
PHOTONI 45/75 | 605



NEW

LED
S-CUBE 35/75 | 607



NEW

LED
R-CUBE 35/70 | 609



NEW

LED
LID I 75 | 611



NEW

LED
LID I 45 | 611



NEW

LED
I-RING | 613



NEW

LED
M-POL S | 614



NEW

LED
M-POL S | 615



LED
M-POL S | 616



LED
M-POL S | 617



LED
M-POL S | 618



LED
M-POL M | 619



LED
M-POL M | 620



LED
M-POL M | 621



M-POL 30/60/90 | 623



SCKET
CONCRETO | 627



SCKET
CONCRETO | 627



LED
ESKINA
FRAME 45/75 | 629



LED
ESKINA
FRAME 75 | 629



LED
ESKINA FRAME
125/175 | 630



LED
ESKINA 30/80 | 631



LED
LOGS 40/70 | 633



SCKET
GRAFIT 30/60/90 | 635



SCKET
GRAFIT 30/60/90 | 637



LED
QUADRULO | 639



LED
RUSTY®
SLOT 50/80 | 640



SCKET
RUSTY®
SLOT 50/80 | 641



SCKET
RUSTY®
PATHLIGHT | 642



LED
RUSTY® 40/70 | 643



SCKET
RUSTY® 40/70 | 643



SCKET
RUSTY®
CONE 24 | 645



SCKET
RUSTY®
CONE 40/70 | 645



SCKET
RUSTY® 40/70 | 646



SCKET
ARROCK
GRANITE 40/70 | 647



SCKET
ARROCK
ARC | 648



LED
ARROCK
STONE 50/75 | 649



SCKET
ARROCK SLOT | 649



LED
L-LINE OUT 30 | 650



LED
L-LINE OUT 60 | 651



LED
L-LINE OUT 50/80 | 651



SCKET
THEO PATHLIGHT | 652



LED
OVALISK 75/100 | 653



SCKET
GLOO PURE 27/44/70 | 655



SCKET
ROTOBALL 25/40/50 | 657



SCKET
PHOTONIA | 659



SCKET
PHOTONIA | 659



SCKET
OTOS GLAS | 659



SCKET
CUBIX | 660



SCKET
CONE | 660



SCKET
MOLAT | 661



SCKET
MOLAT | 661



SCKET
LISENNE 40/70 | 662



SCKET
ADEGAN MANILA | 663



SCKET
ADEGAN | 663



SCKET
ALPA MUSHROOM 45/75 | 665



SCKET
ALPA CONE 100 | 665



LED
APONI 90/120 | 666



LED
TRUST 30/60 | 667



SCKET
BIG NAILS 50/80 | 668



SCKET
ROX ACRYL 30/60/90 | 669



SCKET
VAP SLIM 30/60/90 | 671



SCKET
C-POL | 672



SCKET
F-POL | 672



SCKET
SQUARE POLE 30/60/90 | 673



LED
SLOTS 45/65 | 675



LED
H-POL 30/60 | 676



LED
H-POL TWIN 30/60 | 677



LED
SLOTBOX 40/70 | 678



LED
FLATT 65/100 | 679



LED
ABRIDOR 60/100 | 681



LED
IPERI 50 | 681



SCKET
QUADRASYL 75 | 682



LED
QUAD POLE | 683



LED
BOOKAT | 683




LED
RASCALI 45/65 | 684



SCKET
MYRA SPOT | 685



SCKET
SITRA 360 | 685




SYNA GARDEN
1007147



OUTDOOR SPOTLIGHTS



LED
SYNA PLANT | 689



LED
SYNA GARDEN | 689



LED
SYNA | 689



LED
FLOODI S | 691



LED
FLOODI M | 691



LED
FLOODI L | 691



LED
GALEN 60 | 692



LED
GALEN 120 | 692



LED
FLAC BEAM® | 693



SŒCKET
SAMRINA | 693



SŒCKET
NAUTILUS 10 | 694



SŒCKET
BIG NAUTILUS | 694



SŒCKET
NAUTILUS 10 | 695



LED
NAUTILUS 10 | 696



SŒCKET
NAUTILUS | 697



SŒCKET
NAUTILUS 10
SPOT | 697



LED
NAUTILUS 10
SPOT LED | 697



LED
DASAR®
PROJECTOR | 698



LED
DASAR® 920 | 698



LED
HELIA SPOT S | 699



LED
HELIA SPOT L | 699



SŒCKET
THEO BRACKET | 701



LED
LED SPIKE | 701



SŒCKET
SITRA 360 SPIKE | 703




SŒCKET
SITRA 360 SPIKE | 703

IN-LINE 44
1006621

NUMINOS® XS
1006762

NUMINOS® XS
1006654















INDOOR 48V SYSTEMS

 <p>NEW</p>	 <p>NEW</p>	 <p>NEW</p>	 <p>NEW</p>	 <p>NEW</p>	 <p>NEW</p>
<p>LED NUMINOS® XS 468</p>	<p>LED NUMINOS® S 468</p>	<p>LED NUMINOS® XS 470</p>	<p>LED NUMINOS® S 470</p>	<p>LED IN-LINE 22 473</p>	<p>LED IN-LINE 22 475</p>
 <p>NEW</p>	 <p>NEW</p>	 <p>NEW</p>	 <p>NEW</p>		
<p>LED IN-LINE 44 475</p>	<p>LED IN-LINE 44 475</p>	<p>LED IN-LINE 24 477</p>	<p>LED IN-LINE 46 477</p>		

INDOOR LOW-VOLTAGE SYSTEMS
































					
<p>SOCKET ASMARA 486</p>	<p>SOCKET TELESKOP 486</p>	<p>SOCKET COSMIC 487</p>	<p>SOCKET SYROS 489</p>	<p>SOCKET SALUNA 489</p>	<p>LED DURNO 489</p>
					
<p>LED PLYTTA 490</p>	<p>LED NOBLO® SPOT 491</p>	<p>LED COMET LED 491</p>	<p>SOCKET COMET 491</p>		

NOBLO® SPOT
1007352





INDOOR 1-PHASE SYSTEMS

					
LED NOBLO® SPOT 501	LED NOBLO® SPOT 501	LED NOBLO® SPOT 503	LED NOBLO® SPOT 503	SCKET ASTO TUBE 505	SCKET PANTILO ROPE 19 505
					
LED HELIA 50 TRACK 507	LED PANEL TRACK 507	LED PANEL TRACK 507	SCKET PARA CONE GL 508	SCKET PARA CONE GL 508	SCKET PARA CONE 14 509
					
SCKET PARA CONE 14 509	SCKET TONGA® 511	SCKET LIGHT EYE® 90 511	SCKET LIGHT EYE® 150 511	SCKET FORCHINI M 40 TRACK 512	SCKET PURI TRACK 513
					
SCKET PURI TRACK 513	SCKET PURI TRACK 515	SCKET AVO TRACK 515	LED ENOLA C TRACK 516	LED ENOLA C TRACK 517	SCKET ENOLA B TRACK 517
					
SCKET ENOLA B 517	SCKET BIMA 519	SCKET BIMA 519	LED KALU TRACK 520	SCKET KALU TRACK 520	SCKET EURO SPOT TRACK 521
					
SCKET ALTRA DICE TRACK 521					

TS V
1007655





INDOOR 3-PHASE SYSTEMS



NUMINOS®
can be found
on family pages
110-115

LED



ONE®
can be found
on family pages
194-195

LED



TS V | 543



TS V | 543



NOBLO® SPOT | 545



NOBLO® SPOT | 545



NOBLO® SPOT | 547



NOBLO® SPOT | 547



SCKET
PANTILO
ROPE 19 | 549



LED
SIGHT TRACK | 550



LED
SIGHT TRACK | 550



LED
SIGHT MOVE | 551



LED
SIGHT MOVE | 551



SCKET
PARA CONE GL | 552



SCKET
PARA CONE GL | 552



SCKET
PARA CONE 14 | 553



SCKET
PARA CONE 14 | 553



SCKET
FORCHINI M 40
TRACK | 554



LED
EURO CUBE | 555



SCKET
EURO SPOT
TRACK | 555



SCKET
EURO SPOT
TRACK | 555



SCKET
ALTRA DICE
TRACK | 556



SCKET
PURI TRACK | 557



SCKET
PURI TRACK
GLASS | 557



LED
KALU TRACK
LED | 558



SCKET
KALU TRACK | 558



SCKET
BIMA | 559



SCKET
BIMA | 559



LED
HELIA 50 TRACK | 561




LED
ENOLA C TRACK | 561




SCKET
AVO TRACK | 561

GRAZIA PRO
FLEXSTRIP
1007352




PROFILES




GRAZIA 10
SURFACE-MOUNTED
PROFILE | 567



GRAZIA 10
RECESSED PROFILE
| 567




GRAZIA 10 EDGE | 570




GRAZIA 20
SURFACE-MOUNTED
PROFILE | 573



GRAZIA 20
RECESSED PROFILE
| 573



GRAZIA 60
SURFACE-MOUNTED
PROFILE | 577



GRAZIA 60
RECESSED PROFILE
| 577



GRAZIA 10
ACCESSORIES | 569



GRAZIA 10 EDGE
ACCESSORIES | 571



GRAZIA 20
ACCESSORIES |
574-575



GRAZIA 60
ACCESSORIES |
578-579

LED STRIPS



GRAZIA
FLEXSTRIP LED | 582



GRAZIA PRO
FLEXSTRIP LED | 583



GRAZIA PRO MAX
FLEXSTRIP | 585



GRAZIA PRO
FLEXSTRIP
TUNABLE WHITE | 587



GRAZIA PRO
FLEXSTRIP
RGBW | 589



GRAZIA IP
FLEXSTRIP | 591



GRAZIA
FLEXSTRIP LED
ACCESSORIES | 582



GRAZIA PRO
FLEXSTRIP LED
ACCESSORIES | 583



GRAZIA PRO MAX
FLEXSTRIP
ACCESSORIES | 585



GRAZIA PRO
FLEXSTRIP
TUNABLE WHITE
ACCESSORIES | 587



GRAZIA PRO FLEX-
STRIP RGBW ACCES-
SORIES | 589

TAHA
1007380



MEDO® PRO 90
1007309



ABRIDOR



LED
ABRIDOR 60/100 | 681



LED
ABRIDOR
SENSOR | 770



LED
ABRIDOR | 770

ADEGAN



SCKET
ADEGAN
MANILA | 663



SCKET
ADEGAN | 663

AINOS



LED
AINOS | 812-813



LED
AINOS | 813



LED
AINOS | 813

ALPA



SCKET
ALPA MUSHROOM
45/75 | 665



SCKET
ALPA CONE 100 | 665



ALTRA DICE



SCKET

ALTRA DICE | 263



SCKET

ALTRA DICE | 263



SCKET

ALTRA DICE | 408



SCKET

ALTRA DICE
TRACK | 521



SCKET

ALTRA DICE
TRACK | 556

ANELA



LED

ANELA | 261



LED

ANELA | 306

ARROCK



SCKET

ARROCK
GRANITE 40/70 | 647



SCKET

ARROCK ARC | 648



LED

ARROCK
STONE 50/75 | 649



SCKET

ARROCK SLOT | 649

ASTINA



SCKET

ASTINA | 261



SCKET

ASTINA | 305



ASTINA
UP/DOWN | 379



SCKET

ASTINA | 761



SCKET

ASTINA STEEL | 761

ASTO



SCKET

ASTO TUBE | 285



SCKET

ASTO TUBE | 285



SCKET

ASTO TUBE | 285



SCKET

ASTO TUBE | 285



NEW

SCKET

ASTO TUBE | 347



NEW

SCKET

ASTO TUBE | 347



NEW

SCKET

ASTO TUBE | 395



NEW

SCKET


ASTO TUBE | 397



NEW

SCKET

ASTO TUBE | 397



NEW

SCKET

ASTO TUBE | 399



NEW

SCKET

ASTO TUBE | 397



SCKET

ASTO | 415



SCKET

ASTO | 415



SCKET

ASTO | 415



NEW

SCKET

ASTO TUBE | 505

AVO



SCKET

AVO | 413



SCKET

AVO | 413



SCKET

AVO | 413



SCKET

AVO | 413



SCKET

AVO | 415



SCKET

AVO TRACK | 515/561

BIMA



SCKET

BIMA | 519



SCKET

BIMA | 519



SCKET

BIMA | 559



SCKET

BIMA | 559



BOOKAT



LED

BOOKAT | 751



LED

BOOKAT | 683

BOX



SCKET

BOX-L | 773



LED

BOX-L | 773



SCKET

BOX UP/DOWN | 773

BRICK



LED

BRICK MESH | 825



LED

BRICK | 825



LED

BRICK | 825



SCKET

BRICK
DOWNUNDER | 827



LED

BRICK
DOWNUNDER | 827

BULAN



SCKET

BULAN | 815



SCKET

BULAN GRID | 815

CARISO



LED
CARISO | 368



LED
CARISO | 368

CONCRETO



SCKET
CONCRETO | 627



SCKET
CONCRETO | 627



NEW

LED
CONCRETO M | 717



NEW

LED
CONCRETO L | 717



NEW

SCKET
CONCRETO | 821



NEW

LED
CONCRETO | 821

CONTONE®



LED
CONTONE® | 231



LED
CONTONE® | 231

CUBE



NEW

LED
S-CUBE 35/75 | 607



NEW

LED
R-CUBE 35/70 | 609



NEW

LED
S-CUBE | 791



NEW

LED
R-CUBE | 805



NEW

LED
S-CUBE | 805



DASAR®



LED
DASAR® 600 | 831



LED
DASAR® 1200 | 831



LED
DASAR® S | 833



LED
DASAR® S | 833



LED
DASAR® L | 835



LED
DASAR® L | 835



LED
DASAR® XL | 837



LED
DASAR® XL | 837



LED
DASAR® FLAT 80 | 839



LED
DASAR® FLAT 120 | 839



LED
DASAR® 255 | 839



LED
DASAR® 920 | 840



LED
DASAR® 920 | 840



LED
DASAR® 270 | 841



LED
DASAR® 270 | 841



SCKET
DASAR® 115 | 843



SCKET
DASAR® 115 | 843



SCKET
DASAR® 115 | 843



SCKET
DASAR® EXACT 116 | 845



SCKET
DASAR® EXACT 116 | 845



SCKET
DASAR® 215 | 846



SCKET
DASAR® 215 | 846



SCKET
DASAR® 215 | 847



LED
DASAR® 215 | 847



LED
DASAR® PROJECTOR | 698



LED
DASAR® 920 | 698

DIO FLEX



SCKET
DIO FLEX PLATE | 387



LED
DIO FLEX PLATE | 387



LED
DIO FLEX PLATE | 387

DOLIX



SCKET

DOLIX OUT | 235



SCKET

DOLIX OUT | 235

DOWNUNDER OUT



LED

DOWNUNDER
OUT | 769



LED

DOWNUNDER
OUT | 769



LED

DOWNUNDER
OUT S | 823



LED

DOWNUNDER
OUT M | 823



LED

DOWNUNDER
OUT L | 823

ENOLA



SCKET

ENOLA B | 259



LED

ENOLA C | 259



SCKET

ENOLA B | 305



SCKET

ENOLA | 305



ENOLA B | 379



ENOLA B | 379



SCKET

ENOLA B | 407



SCKET

ENOLA B | 407



SCKET

ENOLA B | 407



LED

ENOLA C TRACK | 516



LED

ENOLA C TRACK | 517



SCKET

ENOLA B TRACK | 517



SCKET

ENOLA B | 517



LED

ENOLA C TRACK | 561



NEW

LED

ENOLA
OCULUS | 723



NEW

LED

ENOLA
OCULUS | 723



LED

ENOLA
OCULUS S | 725



LED

ENOLA
OCULUS M | 725



LED
ENOLA
ROUND L | 725



LED
ENOLA ROUND S
UP/DOWN | 727



LED
ENOLA ROUND M
UP/DOWN | 727



LED
ENOLA ROUND L
UP/DOWN | 727



LED
ENOLA
SQUARE S | 729



LED
ENOLA
SQUARE M | 729



LED
ENOLA
SQUARE L | 729



LED
ENOLA SQUARE S
UP/DOWN | 730



LED
ENOLA SQUARE M
UP/DOWN | 730



LED
ENOLA SQUARE L
UP/DOWN | 730



LED
ENOLA
OCULUS | 792



LED
ENOLA
ROUND S | 793



LED
ENOLA
ROUND M | 793



LED
ENOLA
ROUND L | 793



LED
ENOLA
SQUARE S | 795



LED
ENOLA
SQUARE M | 795



LED
ENOLA S
QUARE L | 795

ESKINA



LED
ESKINA
FRAME 45/75 | 629



LED
ESKINA
FRAME 75 | 629



LED
ESKINA FRAME
125/175 | 630



LED
ESKINA 30/80 | 631



LED
ESKINA FRAME | 749



LED
ESKINA FRAME | 749



LED
ESKINA FRAME | 749



LED
ESKINA D | 783



LED
ESKINA FRAME | 791



LED
ESKINA SPOT
SENSOR | 807



LED
ESKINA SPOT | 807

EURO SPOT



SCKET

EURO SPOT
TRACK | 521



SCKET

EURO SPOT
TRACK | 555



SCKET

EURO SPOT
TRACK | 555

FENDA



SCKET

FENDA | 266



SCKET

FENDA | 296



SCKET

FENDA | 447



SCKET

FENDA | 447



SCKET

FENDA | 447



SCKET

FENDA | 448



SCKET

FENDA BOW
BASIS | 448



SCKET

FENDA | 380



FENDA | 380



FENDA | 296



FENDA | 296, 448



FENDA | 267, 297, 449



FENDA | 267, 297, 449



FENDA | 267, 297, 449

FITU



SCKET

FITU | 295



SCKET

FITU | 376



SCKET

FITU CUBE | 376



FLATT



LED

FLATT 65/100 | 679



LED

FLATT SENSOR | 760



LED

FLATT | 760

FORCHINI



SCKET

FORCHINI 50 | 312



SCKET

FORCHINI 70 | 312



SCKET

FORCHINI M 40 | 313



SCKET

FORCHINI M 50 | 313



SCKET

FORCHINI M 40
TRACK | 512



SCKET

FORCHINI M 40
TRACK | 554

F-POL



SCKET

F-POL | 672



SCKET

F-POL | 778

GLENOS®



LED

GLENOS® | 291



LED

GLENOS® | 291



LED

GLENOS® 60 | 339

GLOO PURE



SCKET

GLOO PURE
27/44/70 | 655



SCKET

GLOO PURE | 777

GRAFIT



SCKET

GRAFIT 30/60/90 | 635



SCKET

GRAFIT 30/60/90 | 637



SCKET

GRAFIT | 742



SCKET

GRAFIT | 742



SCKET

GRAFIT | 743



SCKET

GRAFIT | 743

HELIA



LED

HELIA
AMBIENT 35 | 300



LED

HELIA
AMBIENT 35 | 300



LED

HELIA 30 | 301



LED

HELIA 30 | 301



LED

HELIA 40 | 303



LED

HELIA 40 | 303



LED

HELIA 50 TRACK | 507



LED

HELIA 50 TRACK | 561



LED

HELIA SPOT S | 699



LED

HELIA SPOT L | 699



LED

HELIA | 809



LED

HELIA | 809



HORN



LED
HORN MINI | 218



SCKET
HORN | 219



SCKET
HORN | 219



SCKET
HORN | 219



SCKET
HORN | 220



SCKET
HORN | 220



SCKET
HORN | 220



SCKET
HORN-T | 221



LED
HORN MAGNA | 221

H-POL



LED
H-POL 30/60 | 676



LED
H-POL TWIN
30/60 | 677

IPERI



LED
IPERI 50 | 681



LED
IPERI | 780

I-RING



LED
I-RING | 613



LED
I-RING | 714

KADUX



LED
KADUX | 213



LED
KADUX | 213



LED
KADUX | 213



SCKET
KADUX | 214



SCKET
KADUX | 214



SCKET
KADUX | 214



SCKET
KADUX | 215



SCKET
KADUX | 215

KALU



LED
KALU | 403



LED
KALU | 403



LED
KALU | 403



LED
KALU | 403



SCKET
KALU | 405



SCKET
KALU | 405



SCKET
KALU | 405



SCKET
KALU | 405



LED
KALU TRACK | 520



SCKET
KALU TRACK | 520



LED
KALU TRACK
LED | 558



SCKET
KALU TRACK | 558



KARDAMOD



SCKET

KARDAMOD | 265



SCKET

KARDAMOD | 265

KARPO



LED

KARPO 30 | 232



LED

KARPO MAGN | 382



LED

KARPO GOOSE | 382



LED

KARPO 30 | 383



LED

KARPO | 383



LED

KARPO 30 | 399



LED

KARPO | 452



LED

KARPO | 452

LALU®



NEW

LED

LALU® | 177



NEW

LED

LALU® | 177



NEW

LALU® TETRA 14 | 178



NEW

LALU® TETRA 24 | 178



NEW

LALU® TETRA 36 | 178



NEW

LALU® CONE 15 | 178



NEW

LALU® ELYPSE 15 | 178



NEW

LALU® ELYPSE 22 | 178



NEW

LALU® ELYPSE 33 | 178



NEW

LALU® PLATE 15 | 178



NEW

LALU® PLATE 22 | 178



NEW


SCKET

LALU® | 183


LID




LED
LID I 75 | 611



LED
LID I 45 | 611



LED
LID II | 711



LED
LID II | 711



LED
LID I | 713



LED
LID I | 713

LIGHT EYE



SCKET
LIGHT EYE® 90 | 314



SCKET
LIGHT EYE® 150 | 314



SCKET
LIGHT EYE® 90 | 511



SCKET
LIGHT EYE® 150 | 511

LIPSY



LED
LIPSY® 30 | 423



LED
LIPSY® 40 | 423



LED
LIPSY® 50 | 423



LED
LIPSY® 30 | 425



LED
LIPSY® 40 | 425



LED
LIPSY® 50 | 425



LED
LIPSY® 40 | 426



LED
LIPSY® 50 | 426



LISENNE



SOCKET
LISENNE | 306



SOCKET
LISENNE | 375



SOCKET
LISENNE 40/70 | 662

L-LINE



LED
L-LINE 60 | 341



LED
L-LINE 120 | 341



LED
L-LINE OUT 30 | 650



LED
L-LINE OUT 60 | 651



LED
L-LINE
OUT 50/80 | 651



LED
L-LINE OUT | 775

LOGS



LED
LOGS IN | 362



LED
LOGS IN | 362



LED
LOGS IN L | 363



LED
LOGS IN L | 363



LED
LOGS 40/70 | 633



LED
LOGS | 775

MAGANDA




LED
MAGANDA | 337



LED
MAGANDA | 453

MEDO® PRO 40
1006414 (DC)





MANA



LED
MANA
BASE | 349, 720



MANA BASE | 349



MANA 40 | 319



MANA 60 | 349



LED
MANA | 351



MANA | 351



MANA | 351



LED
MANA | 353



LED
MANA | 353



MANA | 353



MANA | 353



RUSTY® MANA | 720



RUSTY® MANA | 720



LED
MANA OUT | 721



LED
MANA OUT | 721

MEDO



LED
MEDO® PRO
30 | 150, 152, 157



LED
MEDO® PRO
40 | 150, 152, 157



LED
MEDO® PRO
60 | 151, 153, 157



LED
MEDO® PRO
90 | 151, 153, 157



LED
MEDO® 30 | 161



LED
MEDO® 40 | 161



LED
MEDO® 60 | 161



LED
MEDO® 90 | 161



LED
MEDO® 60 | 165



LED
MEDO® RING 60 | 167



LED
MEDO® RING 90 | 167



LED
MEDO® 30 | 170



LED
MEDO® 40 | 170



LED
MEDO® 60 | 170



LED
MEDO® 30 | 171



LED
MEDO® 40 | 171



LED
MEDO® 60 | 171

MERIDIAN



SCKET

MERIDIAN | 746



SCKET

MERIDIAN BOX | 746



SCKET

MERIDIAN BOX
SENSOR | 747



SCKET

MERIDIAN BOX | 747

MOLAT



SCKET

MOLAT | 661



SCKET

MOLAT | 661



SCKET

MOLAT | 777



SCKET

MOLAT | 799

M-POL



LED

M-POL S | 614



LED

M-POL S | 615



LED

M-POL S | 616



LED

M-POL S | 617



LED

M-POL S | 618



LED

M-POL M | 619



LED

M-POL M | 620



LED

M-POL M | 621



M-POL 30/60/90 | 623



MYRA



SCKET

MYRA SPOT | 685



SCKET

MYRA
UP/DOWN | 764



SCKET

MYRA | 811

NAUTILUS



SCKET

NAUTILUS 10 | 694



SCKET

BIG NAUTILUS | 694



SCKET

NAUTILUS 10 | 695



LED

NAUTILUS 10 | 696



SCKET

NAUTILUS | 697



SCKET

NAUTILUS 10
SPOT | 697



LED

NAUTILUS 10
SPOT LED | 697



SCKET

NAUTILUS | 785

NEW TRIA®

NEW



LED

NEW TRIA®
68 | 134, 135

NEW



LED

NEW TRIA®
68 | 134, 135

NEW



LED

NEW TRIA® UNIVERSAL
68 | 136, 137

NEW



LED

NEW TRIA® UNIVERSAL
68 | 136, 137

NEW



LED

NEW TRIA® 75 | 137

NEW



LED

NEW TRIA® 68 | 138

NEW



LED

NEW TRIA® 68 | 138

NEW



LED

NEW TRIA® 75 | 138

NEW



LED

NEW TRIA® 75 | 138

NEW



LED

NEW TRIA® 75 XL | 139

NEW



LED

NEW TRIA® 75 XL | 139

NEW TRIA®



LED
NEW TRIA® 45 | 141



LED
NEW TRIA® 155 | 141



LED
NEW TRIA® 150 | 145



LED
NEW TRIA® 150 | 145



LED
NEW TRIA® 155 | 145



LED
NEW TRIA® 300 | 145

NOBLO®



LED
NOBLO® | 401



LED
NOBLO® | 401



LED
NOBLO® | 401



LED
NOBLO® SPOT | 491



LED
NOBLO® SPOT | 501



LED
NOBLO® SPOT | 501



LED
NOBLO® SPOT | 503



LED
NOBLO® SPOT | 503



LED
NOBLO® SPOT | 545



LED
NOBLO® SPOT | 545



LED
NOBLO® SPOT | 547



LED
NOBLO® SPOT | 547

NUMINOS®



LED
NUMINOS® XS | 84



LED
NUMINOS® S | 84



LED
NUMINOS® M | 85



LED
NUMINOS® L | 85



LED
NUMINOS® XL | 85



LED
NUMINOS® MOVE
XS | 86



LED
NUMINOS® MOVE
S | 86



LED
NUMINOS® MOVE
M | 87



LED
NUMINOS® MOVE
L | 87



LED
NUMINOS® MOVE
XL | 87



NUMINOS® GIMBLE XS | 88



NUMINOS® GIMBLE S | 88



NUMINOS® GIMBLE M | 89



NUMINOS® GIMBLE L | 89



NUMINOS® GIMBLE XL | 89



NEW



NUMINOS® PROJECTOR XS | 92



NEW



NUMINOS® PROJECTOR S | 92



NEW



NUMINOS® PROJECTOR M | 93



NEW



NUMINOS® PROJECTOR XL | 93



NUMINOS® S | 100



NUMINOS® M | 100



NUMINOS® L | 101



NUMINOS® XL | 101



NUMINOS® S | 104



NUMINOS® M | 104



NUMINOS® L | 105



NUMINOS® XL | 105



NUMINOS® S | 108



NUMINOS® M | 108



NUMINOS® L | 109



NUMINOS® XL | 109



NUMINOS® S | 112



NUMINOS® M | 112



NUMINOS® L | 113



NUMINOS® XL | 113



NUMINOS® ZOOM M | 115



NEW



NUMINOS® 48V XS | 468



NEW



NUMINOS® 48V S | 468



NEW



NUMINOS® 48V XS | 470



NEW



NUMINOS® 48V S | 470

OCCULDAS



LED
OCCULDAS 14 | 230



LED
OCCULDAS 23 | 230



LED
OCCULDAS 13 | 262



LED
OCCULDAS 23 | 262

OCULUS



LED
OCULUS | 229



LED
OCULUS | 258



LED
OCULUS | 294



LED
OCULUS | 355

NEW

ONE®



LED
ONE® 60 | 188



LED
ONE® 60 | 188



LED
ONE® 80 | 188



LED
ONE® 80 | 188



LED
ONE® DOUBLE | 189



LED
ONE® TRIPLE | 189



LED
ONE® CUBE | 189

NEW



LED
ONE® CUBE | 189

NEW



LED
ONE® LINEAR 100 | 191



LED
ONE® LINEAR 140 | 191



LED
ONE® 40 | 193



LED
ONE® 60 | 193



LED
ONE® 40 TRACK | 194



LED
ONE® STRAIGHT | 196

NEW



LED
ONE® BOW | 197

NEW



OVALISK



LED
OVALISK 75/100 | 653



LED
OVALISK
SENSOR | 757



LED
OVALISK | 757



LED
OVALISK | 797

PANEL



LED
LED PANEL | 243



LED
PANEL 60 | 274



LED
PANEL | 275



LED
PANEL 60 | 275



LED
PANEL | 275



LED
PANEL 60 | 289



LED
PANEL TRACK | 507



LED
PANEL TRACK | 507

PANTILO



SCKET
PANTILO
ROPE 19 | 279



SCKET
PANTILO
ROPE 20 | 279



SCKET
PANTILO
ROPE 27 | 279



SCKET
PANTILO
OVAL | 281



SCKET
PANTILO 20 | 281



SCKET
PANTILO 28 | 281




SCKET
PANTILO
CONVEX 29/40 | 283



SCKET
PANTILO
ROPE | 345



SCKET
PANTILO
ROPE 19 | 393



SCKET
PANTILO
ROPE 27 | 393



SCKET
PANTILO
ROPE 19 | 505



SCKET
PANTILO
ROPE 19 | 549

PARA



SCKET

PARA DOME | 318



PARA DOME | 318



PARA DOME | 318



SCKET

PARA 380 | 319

PARA CONE



SCKET

PARA CONE GL | 309



SCKET

PARA CONE 20 | 309



SCKET

PARA CONE 30 | 309



SCKET

PARA CONE GL | 508



SCKET

PARA CONE GL | 508



SCKET

PARA CONE 14 | 509



SCKET

PARA CONE 14 | 509



SCKET

PARA CONE GL | 552



SCKET

PARA CONE GL | 552



SCKET

PARA CONE 14 | 553



SCKET

PARA CONE 14 | 553

PATTA



LED

PATTA-I | 244



LED

PATTA-I | 244



LED

PATTA-I | 245



LED

PATTA-I | 245



LED

PATTA-F | 246



LED

PATTA-F | 247



PEMA



LED
PEMA® | 758



LED
PEMA® | 759



LED
PEMA® | 759



SCKET
PEMA® | 759

PHELIA



SCKET
PHELIA 10 | 310



SCKET
PHELIA 20 | 311



SCKET
PHELIA 25 | 311



SCKET
PHELIA 30 | 311



SCKET
PHELIA | 388




SCKET
PHELIA | 453

PHOTONI




NEW

SCKET
PHOTONI 45/75 | 605



NEW

SCKET
PHOTONI | 709



NEW

SCKET
PHOTONI | 789

PHOTONIA



SCKET
PHOTONIA | 659



SCKET
PHOTONIA | 659



SCKET
PHOTONIA | 777



SCKET
PHOTONIA | 799

PIKA



SCKET

PIKA | 228



SCKET

PIKA | 228

PLASTRA



SCKET

PLASTRA | 233



SCKET

PLASTRA | 233



SCKET

PLASTRA | 270



LED

PLASTRA | 271



SCKET

PLASTRA 105 | 271



SCKET

PLASTRA 104 | 271



SCKET

PLASTRA | 356



SCKET

PLASTRA | 356



SCKET

PLASTRA | 357



SCKET

PLASTRA | 357



SCKET

PLASTRA | 359



LED

PLASTRA | 359



LED

PLASTRA | 359



SCKET

PLASTRA | 360



SCKET

PLASTRA 101 | 361



SCKET

PLASTRA | 361



SCKET

PLASTRA 104 | 361

POWER TRAIL-LITE



LED

POWER TRAIL-LITE® | 849



LED

POWER TRAIL-LITE® | 849



PURI



SCKET
PURI | 411



SCKET
PURI | 411



SCKET
PURI | 411



SCKET
PURI | 411



SCKET
PURI TRACK | 513



SCKET
PURI TRACK | 513



SCKET
PURI TRACK | 515



SCKET
PURI TRACK | 557



SCKET
PURI TRACK
GLASS | 557

Q-LINE®



LED
Q-LINE® | 253



LED
Q-LINE® | 253



LED
Q-LINE® | 293



LED
Q-LINE® | 293



LED
Q-LINE® | 293



LED
Q-LINE® | 341

QUAD



LED
QUAD FRAME 9 | 240



LED
QUAD FRAME 14 | 364



LED
QUAD FRAME 19 | 364



LED
BIG QUAD | 752



LED
QUAD | 752



LED
QUAD
UP/DOWN 15 | 753



LED
BIG QUAD
UP/DOWN | 755



LED
BIG QUAD | 755

QUADRASS



SCKET

QUADRASS | 307



SCKET

QUADRASS | 375



LED

QUADRASS
SPOT | 375

QUADRASYL



SCKET

QUADRASYL 75 | 682



SCKET

QUADRASYL | 781

QUADRULO



LED

QUADRULO | 639



NEW

LED

QUADRULO | 744



SCKET

QUADRULO
SENSOR | 745



SCKET

QUADRULO | 745



LED

QUADRULO | 811

RASCALI



LED

RASCALI 45/65 | 684



LED

RASCALI | 780



ROCCI



LED

ROCCI | 854



LED

ROCCI | 854



LED

ROCCI 200 | 855



LED

ROCCI 200 | 855

ROTOBALL



SCKET

ROTOBALL 25 | 317



SCKET

ROTOBALL 40 | 317



SCKET

ROTOBALL 50 | 317



SCKET

ROTOBALL
25/40/50 | 657

ROX



SCKET

ROX ACRYL
30/60/90 | 669



SCKET

ROX UP/DOWN | 767



SCKET

ROX | 767



SCKET

ROX | 801



SCKET

ROX | 801

RUSTY®



SENDER



SIGHT





SIMA



LED

SIMA | 420



LED

SIMA | 420



LED

SIMA | 421



LED

SIMA | 421

SITRA



SCKET

SITRA 360 | 685



SCKET

SITRA 360 SPIKE | 703



SCKET

SITRA 360 SPIKE | 703



LED

SITRA S | 739



LED

SITRA S | 739



LED

SITRA M | 741



LED

SITRA L | 741



SCKET

SITRA CUBE | 741



SCKET

SITRA | 801



SCKET

SITRA 360 | 808



LED

SITRA UP/DOWN | 765



SCKET

SITRA UP/DOWN | 765

SLOTS



LED

SLOTS 45/65 | 675



LED

SLOTS | 768

SOLASTO



SCKET

SOLASTO | 857



SCKET

SOLASTO | 857

SOMNILA



LED

SOMNILA SPOT | 384



LED

SOMNILA SPOT | 385



LED

SOMNILA FLEX | 385



LED

SOMNILA FLEX | 385

SQUARE



SCKET

SQUARE
POLE 30/60/90 | 673



SCKET

SQUARE | 779



SCKET

SQUARE TURN | 781

S-TUBE



SCKET

S-TUBE 32/75 | 603



SCKET

S-TUBE | 805



SUN



SCKET

SUN / BIG SUN | 315



NEW

SCKET

TINY SUN | 443



NEW

SCKET

LITTLE SUN | 443

SYNA



NEW

LED

SYNA PLANT | 689



NEW

LED

SYNA GARDEN | 689



LED

SYNA | 689

THEO



SCKET

THEO UP/DOWN | 377



SCKET

THEO PATHLIGHT | 652



SCKET

THEO BRACKET | 701



SCKET

THEO UP/DOWN | 735



LED

BIG THEO BEAM UP/FLOOD DOWN | 735



SCKET

BIG THEO UP/DOWN | 735



LED

BIG THEO FLOOD UP/DOWN | 736



SCKET

THEO | 736



SCKET

BIG THEO | 737



LED

BIG THEO | 737



LED

BIG THEO | 797



SCKET

BIG THEO | 797



SCKET

THEO BRACKET | 808

TRILEDO



SOCKET

TRILEDO | 255



SOCKET

TRILEDO | 255



SOCKET

TRILEDO | 255



LED

TRILEDO | 257



LED

TRILEDO | 257



LED

TRILEDO | 257

TRUKKO



LED

TRUKKO | 330



LED

TRUKKO | 330



NEW

LED

TRUKKO | 331



NEW

LED

TRUKKO 80 | 331



LED

TRUKKO 60 | 332



LED

TRUKKO 90 | 332

UNIVERSAL DOWNLIGHT



NEW

LED

UNIVERSAL
DOWNLIGHT | 205



NEW

LED

UNIVERSAL
DOWNLIGHT | 207



NEW

LED

UNIVERSAL
DOWNLIGHT | 208



NEW

LED

UNIVERSAL
DOWNLIGHT | 209

VILUA



LED

VILUA S | 763



LED

VILUA L | 763



LED

VILUA | 763



VINOLINA



LED
VINOLINA
ONE | 437, 597



LED
VINOLINA |
437,597



LED
VINOLINA
TWO | 439, 599

WL



LED
WL 149 | 334



SOCKET
WL 149 | 334



SOCKET
WL 106 | 335



SOCKET
WL 106 | 335

WORKLIGHT



LED
WORKLIGHT
PRO 120 | 287



LED
WORKLIGHT
PRO 150 | 287



LED
WORKLIGHT
PRO | 444



LED
WORKLIGHT
PRO | 444



LED
WORKLIGHT | 445



LED
WORKLIGHT | 445

NUMINOS® GIMBLE
1005817



Discover the
NUMINOS® Configurator
at [slv.com](https://www.slv.com)



NUMINOS®
Downlights (DL)



The NUMINOS® DL
colours can be
chosen as desired



black - black



black - white



black - chrome



white - black



white - white



white - chrome



NUMINOS® GIMBLE
355° rotation and
60° pivot angle



NUMINOS® MOVE
355° rotation and
30° pivot angle



IP20 /
IP44

IK02

L80B50

10

Low-voltage plug

XS 200mA Power consumption: 7W Material: aluminium/polycarbonate (PC) **S** 250mA Power consumption: 8.6W Material: aluminium/polycarbonate (PC)

	2700K	20°	640lm	1005499	63.00 GBP	670lm	1003769	63.00 GBP
		40°	620lm	1005502	63.00 GBP	670lm	1003772	63.00 GBP
		55°	640lm	1005505	63.00 GBP	670lm	1003775	63.00 GBP
	3000K	20°	700lm	1005517	63.00 GBP	690lm	1003793	63.00 GBP
		40°	670lm	1005520	63.00 GBP	690lm	1003796	63.00 GBP
		55°	690lm	1005523	63.00 GBP	690lm	1003799	63.00 GBP
	4000K	20°	720lm	1005535	63.00 GBP	730lm	1003817	63.00 GBP
		40°	700lm	1005538	63.00 GBP	730lm	1003820	63.00 GBP
		55°	710lm	1005541	63.00 GBP	730lm	1003823	63.00 GBP
	2700K	20°	670lm	1005500	63.00 GBP	720lm	1003770	63.00 GBP
		40°	650lm	1005503	63.00 GBP	720lm	1003773	63.00 GBP
		55°	670lm	1005506	63.00 GBP	720lm	1003776	63.00 GBP
	3000K	20°	730lm	1005518	63.00 GBP	730lm	1003794	63.00 GBP
		40°	700lm	1005521	63.00 GBP	730lm	1003797	63.00 GBP
		55°	720lm	1005524	63.00 GBP	730lm	1003800	63.00 GBP
	4000K	20°	750lm	1005536	63.00 GBP	790lm	1003818	63.00 GBP
		40°	730lm	1005539	63.00 GBP	790lm	1003821	63.00 GBP
		55°	740lm	1005542	63.00 GBP	790lm	1003824	63.00 GBP
	2700K	20°	670lm	1005501	63.00 GBP	690lm	1003771	63.00 GBP
		40°	650lm	1005504	63.00 GBP	690lm	1003774	63.00 GBP
		55°	670lm	1005507	63.00 GBP	690lm	1003777	63.00 GBP
	3000K	20°	730lm	1005519	63.00 GBP	700lm	1003795	63.00 GBP
		40°	700lm	1005522	63.00 GBP	700lm	1003798	63.00 GBP
		55°	720lm	1005525	63.00 GBP	700lm	1003801	63.00 GBP
	4000K	20°	750lm	1005537	63.00 GBP	750lm	1003819	63.00 GBP
		40°	730lm	1005540	63.00 GBP	750lm	1003822	63.00 GBP
		55°	740lm	1005543	63.00 GBP	750lm	1003825	63.00 GBP
	2700K	20°	640lm	1005508	63.00 GBP	670lm	1003781	63.00 GBP
		40°	620lm	1005511	63.00 GBP	670lm	1003784	63.00 GBP
		55°	640lm	1005514	63.00 GBP	670lm	1003787	63.00 GBP
	3000K	20°	700lm	1005526	63.00 GBP	690lm	1003805	63.00 GBP
		40°	670lm	1005529	63.00 GBP	690lm	1003808	63.00 GBP
		55°	690lm	1005532	63.00 GBP	690lm	1003811	63.00 GBP
	4000K	20°	720lm	1005544	63.00 GBP	730lm	1003829	63.00 GBP
		40°	700lm	1005547	63.00 GBP	730lm	1003832	63.00 GBP
		55°	710lm	1005550	63.00 GBP	730lm	1003835	63.00 GBP
	2700K	20°	670lm	1005509	63.00 GBP	720lm	1003782	63.00 GBP
		40°	650lm	1005512	63.00 GBP	720lm	1003785	63.00 GBP
		55°	670lm	1005515	63.00 GBP	720lm	1003788	63.00 GBP
	3000K	20°	730lm	1005527	63.00 GBP	730lm	1003806	63.00 GBP
		40°	700lm	1005530	63.00 GBP	730lm	1003809	63.00 GBP
		55°	720lm	1005533	63.00 GBP	730lm	1003812	63.00 GBP
	4000K	20°	750lm	1005545	63.00 GBP	790lm	1003830	63.00 GBP
		40°	730lm	1005548	63.00 GBP	790lm	1003833	63.00 GBP
		55°	740lm	1005551	63.00 GBP	790lm	1003836	63.00 GBP
	2700K	20°	670lm	1005510	63.00 GBP	690lm	1003783	63.00 GBP
		40°	650lm	1005513	63.00 GBP	690lm	1003786	63.00 GBP
		55°	670lm	1005516	63.00 GBP	690lm	1003789	63.00 GBP
	3000K	20°	730lm	1005528	63.00 GBP	700lm	1003807	63.00 GBP
		40°	700lm	1005531	63.00 GBP	700lm	1003810	63.00 GBP
		55°	720lm	1005534	63.00 GBP	700lm	1003813	63.00 GBP
	4000K	20°	750lm	1005546	63.00 GBP	750lm	1003831	63.00 GBP
		40°	730lm	1005549	63.00 GBP	750lm	1003834	63.00 GBP
		55°	740lm	1005552	63.00 GBP	750lm	1003837	63.00 GBP



M 500mA Power consumption: 17.5W Material: aluminium/polycarbonate (PC)	L 700mA Power consumption: 25.4W Material: aluminium/polycarbonate (PC)	XL 1050mA Power consumption: 37.4W Material: aluminium/polycarbonate (PC)
--------------------------------------------------------------------------------------	--------------------------------------------------------------------------------------	----------------------------------------------------------------------------------------

	2700K	20°	1460lm	1003841	75.00 GBP	2150lm	1003913	91.00 GBP	3300lm	1003985	114.00 GBP
		40°	1460lm	1003844	75.00 GBP	2150lm	1003916	91.00 GBP	3300lm	1003988	114.00 GBP
		55°	1460lm	1003847	75.00 GBP	2150lm	1003919	91.00 GBP	3300lm	1003991	114.00 GBP
	3000K	20°	1500lm	1003865	75.00 GBP	2150lm	1003937	91.00 GBP	3300lm	1004009	114.00 GBP
		40°	1500lm	1003868	75.00 GBP	2150lm	1003940	91.00 GBP	3300lm	1004012	114.00 GBP
		55°	1500lm	1003871	75.00 GBP	2150lm	1003943	91.00 GBP	3300lm	1004015	114.00 GBP
	4000K	20°	1600lm	1003889	75.00 GBP	2350lm	1003961	91.00 GBP	3600lm	1004033	114.00 GBP
		40°	1600lm	1003892	75.00 GBP	2350lm	1003964	91.00 GBP	3600lm	1004036	114.00 GBP
		55°	1600lm	1003895	75.00 GBP	2350lm	1003967	91.00 GBP	3600lm	1004039	114.00 GBP
	2700K	20°	1600lm	1003842	75.00 GBP	2250lm	1003914	91.00 GBP	3500lm	1003986	114.00 GBP
		40°	1600lm	1003845	75.00 GBP	2250lm	1003917	91.00 GBP	3500lm	1003989	114.00 GBP
		55°	1600lm	1003848	75.00 GBP	2250lm	1003920	91.00 GBP	3500lm	1003992	114.00 GBP
	3000K	20°	1600lm	1003866	75.00 GBP	2300lm	1003938	91.00 GBP	3550lm	1004010	114.00 GBP
		40°	1600lm	1003869	75.00 GBP	2300lm	1003941	91.00 GBP	3550lm	1004013	114.00 GBP
		55°	1600lm	1003872	75.00 GBP	2300lm	1003944	91.00 GBP	3550lm	1004016	114.00 GBP
	4000K	20°	1750lm	1003890	75.00 GBP	2450lm	1003962	91.00 GBP	3800lm	1004034	114.00 GBP
		40°	1750lm	1003893	75.00 GBP	2450lm	1003965	91.00 GBP	3800lm	1004037	114.00 GBP
		55°	1750lm	1003896	75.00 GBP	2450lm	1003968	91.00 GBP	3800lm	1004040	114.00 GBP
	2700K	20°	1550lm	1003843	75.00 GBP	2150lm	1003915	91.00 GBP	3400lm	1003987	114.00 GBP
		40°	1550lm	1003846	75.00 GBP	2150lm	1003918	91.00 GBP	3400lm	1003990	114.00 GBP
		55°	1550lm	1003849	75.00 GBP	2150lm	1003921	91.00 GBP	3400lm	1003993	114.00 GBP
	3000K	20°	1550lm	1003867	75.00 GBP	2200lm	1003939	91.00 GBP	3500lm	1004011	114.00 GBP
		40°	1550lm	1003870	75.00 GBP	2200lm	1003942	91.00 GBP	3500lm	1004014	114.00 GBP
		55°	1550lm	1003873	75.00 GBP	2200lm	1003945	91.00 GBP	3500lm	1004017	114.00 GBP
	4000K	20°	1660lm	1003891	75.00 GBP	2350lm	1003963	91.00 GBP	3750lm	1004035	114.00 GBP
		40°	1660lm	1003894	75.00 GBP	2350lm	1003966	91.00 GBP	3750lm	1004038	114.00 GBP
		55°	1660lm	1003897	75.00 GBP	2350lm	1003969	91.00 GBP	3750lm	1004041	114.00 GBP
	2700K	20°	1460lm	1003853	75.00 GBP	2150lm	1003925	91.00 GBP	3300lm	1003997	114.00 GBP
		40°	1460lm	1003856	75.00 GBP	2150lm	1003928	91.00 GBP	3300lm	1004000	114.00 GBP
		55°	1460lm	1003859	75.00 GBP	2150lm	1003931	91.00 GBP	3300lm	1004003	114.00 GBP
	3000K	20°	1500lm	1003877	75.00 GBP	2150lm	1003949	91.00 GBP	3300lm	1004021	114.00 GBP
		40°	1500lm	1003880	75.00 GBP	2150lm	1003952	91.00 GBP	3300lm	1004024	114.00 GBP
		55°	1500lm	1003883	75.00 GBP	2150lm	1003955	91.00 GBP	3300lm	1004027	114.00 GBP
	4000K	20°	1600lm	1003901	75.00 GBP	2350lm	1003973	91.00 GBP	3600lm	1004045	114.00 GBP
		40°	1600lm	1003904	75.00 GBP	2350lm	1003976	91.00 GBP	3600lm	1004048	114.00 GBP
		55°	1600lm	1003907	75.00 GBP	2350lm	1003979	91.00 GBP	3600lm	1004051	114.00 GBP
	2700K	20°	1600lm	1003854	75.00 GBP	2250lm	1003926	91.00 GBP	3500lm	1003998	114.00 GBP
		40°	1600lm	1003857	75.00 GBP	2250lm	1003929	91.00 GBP	3500lm	1004001	114.00 GBP
		55°	1600lm	1003860	75.00 GBP	2250lm	1003932	91.00 GBP	3500lm	1004004	114.00 GBP
	3000K	20°	1600lm	1003878	75.00 GBP	2300lm	1003950	91.00 GBP	3550lm	1004022	114.00 GBP
		40°	1600lm	1003881	75.00 GBP	2300lm	1003953	91.00 GBP	3550lm	1004025	114.00 GBP
		55°	1600lm	1003884	75.00 GBP	2300lm	1003956	91.00 GBP	3550lm	1004028	114.00 GBP
	4000K	20°	1750lm	1003902	75.00 GBP	2450lm	1003974	91.00 GBP	3800lm	1004046	114.00 GBP
		40°	1750lm	1003905	75.00 GBP	2450lm	1003977	91.00 GBP	3800lm	1004049	114.00 GBP
		55°	1750lm	1003908	75.00 GBP	2450lm	1003980	91.00 GBP	3800lm	1004052	114.00 GBP
	2700K	20°	1550lm	1003855	75.00 GBP	2150lm	1003927	91.00 GBP	3400lm	1003999	114.00 GBP
		40°	1550lm	1003858	75.00 GBP	2150lm	1003930	91.00 GBP	3400lm	1004002	114.00 GBP
		55°	1550lm	1003861	75.00 GBP	2150lm	1003933	91.00 GBP	3400lm	1004005	114.00 GBP
	3000K	20°	1550lm	1003879	75.00 GBP	2200lm	1003951	91.00 GBP	3500lm	1004023	114.00 GBP
		40°	1550lm	1003882	75.00 GBP	2200lm	1003954	91.00 GBP	3500lm	1004026	114.00 GBP
		55°	1550lm	1003885	75.00 GBP	2200lm	1003957	91.00 GBP	3500lm	1004029	114.00 GBP
	4000K	20°	1660lm	1003903	75.00 GBP	2350lm	1003975	91.00 GBP	3750lm	1004047	114.00 GBP
		40°	1660lm	1003906	75.00 GBP	2350lm	1003978	91.00 GBP	3750lm	1004050	114.00 GBP
		55°	1660lm	1003909	75.00 GBP	2350lm	1003981	91.00 GBP	3750lm	1004053	114.00 GBP

NUMINOS® MOVE DL





















Low-voltage plug

XS 200mA Power consumption: 7W Material: aluminium/polycarbonate (PC) **S** 250mA Power consumption: 8.6W Material: aluminium/polycarbonate (PC)

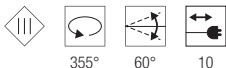
2700K	20°	640lm	1005553	73.00 GBP	670lm	1005319	79.00 GBP
	40°	620lm	1005556	73.00 GBP	670lm	1005322	79.00 GBP
	55°	640lm	1005559	73.00 GBP	670lm	1005325	79.00 GBP
3000K	20°	700lm	1005571	73.00 GBP	690lm	1005337	79.00 GBP
	40°	670lm	1005574	73.00 GBP	690lm	1005340	79.00 GBP
	55°	690lm	1005577	73.00 GBP	690lm	1005343	79.00 GBP
4000K	20°	720lm	1005589	73.00 GBP	730lm	1005355	79.00 GBP
	40°	700lm	1005592	73.00 GBP	730lm	1005358	79.00 GBP
	55°	710lm	1005595	73.00 GBP	730lm	1005361	79.00 GBP
2700K	20°	670lm	1005554	73.00 GBP	720lm	1005320	79.00 GBP
	40°	650lm	1005557	73.00 GBP	720lm	1005323	79.00 GBP
	55°	670lm	1005560	73.00 GBP	720lm	1005326	79.00 GBP
3000K	20°	730lm	1005572	73.00 GBP	730lm	1005338	79.00 GBP
	40°	700lm	1005575	73.00 GBP	730lm	1005341	79.00 GBP
	55°	720lm	1005578	73.00 GBP	730lm	1005344	79.00 GBP
4000K	20°	750lm	1005590	73.00 GBP	790lm	1005356	79.00 GBP
	40°	730lm	1005593	73.00 GBP	790lm	1005359	79.00 GBP
	55°	740lm	1005596	73.00 GBP	790lm	1005362	79.00 GBP
2700K	20°	670lm	1005555	73.00 GBP	690lm	1005321	79.00 GBP
	40°	650lm	1005558	73.00 GBP	690lm	1005324	79.00 GBP
	55°	670lm	1005561	73.00 GBP	690lm	1005327	79.00 GBP
3000K	20°	730lm	1005573	73.00 GBP	700lm	1005339	79.00 GBP
	40°	700lm	1005576	73.00 GBP	700lm	1005342	79.00 GBP
	55°	720lm	1005579	73.00 GBP	700lm	1005345	79.00 GBP
4000K	20°	750lm	1005591	73.00 GBP	750lm	1005357	79.00 GBP
	40°	730lm	1005594	73.00 GBP	750lm	1005360	79.00 GBP
	55°	740lm	1005597	73.00 GBP	750lm	1005363	79.00 GBP
2700K	20°	640lm	1005562	73.00 GBP	670lm	1005328	79.00 GBP
	40°	620lm	1005565	73.00 GBP	670lm	1005331	79.00 GBP
	55°	640lm	1005568	73.00 GBP	670lm	1005334	79.00 GBP
3000K	20°	700lm	1005580	73.00 GBP	690lm	1005346	79.00 GBP
	40°	670lm	1005583	73.00 GBP	690lm	1005349	79.00 GBP
	55°	690lm	1005586	73.00 GBP	690lm	1005352	79.00 GBP
4000K	20°	720lm	1005598	73.00 GBP	730lm	1005364	79.00 GBP
	40°	700lm	1005603	73.00 GBP	730lm	1005367	79.00 GBP
	55°	710lm	1005606	73.00 GBP	730lm	1005370	79.00 GBP
2700K	20°	670lm	1005563	73.00 GBP	720lm	1005329	79.00 GBP
	40°	650lm	1005566	73.00 GBP	720lm	1005332	79.00 GBP
	55°	670lm	1005569	73.00 GBP	720lm	1005335	79.00 GBP
3000K	20°	730lm	1005581	73.00 GBP	730lm	1005347	79.00 GBP
	40°	700lm	1005584	73.00 GBP	730lm	1005350	79.00 GBP
	55°	720lm	1005587	73.00 GBP	730lm	1005353	79.00 GBP
4000K	20°	750lm	1005599	73.00 GBP	790lm	1005365	79.00 GBP
	40°	730lm	1005604	73.00 GBP	790lm	1005368	79.00 GBP
	55°	740lm	1005607	73.00 GBP	790lm	1005371	79.00 GBP
2700K	20°	670lm	1005564	73.00 GBP	690lm	1005330	79.00 GBP
	40°	650lm	1005567	73.00 GBP	690lm	1005333	79.00 GBP
	55°	670lm	1005570	73.00 GBP	690lm	1005336	79.00 GBP
3000K	20°	730lm	1005582	73.00 GBP	700lm	1005348	79.00 GBP
	40°	700lm	1005585	73.00 GBP	700lm	1005351	79.00 GBP
	55°	720lm	1005588	73.00 GBP	700lm	1005354	79.00 GBP
4000K	20°	750lm	1005600	73.00 GBP	750lm	1005366	79.00 GBP
	40°	730lm	1005605	73.00 GBP	750lm	1005369	79.00 GBP
	55°	740lm	1005608	73.00 GBP	750lm	1005372	79.00 GBP



M 500mA Power consumption: 17.5W Material: aluminium/polycarbonate (PC)	L 700mA Power consumption: 25.4W Material: aluminium/polycarbonate (PC)	XL 1050mA Power consumption: 37.4W Material: aluminium/polycarbonate (PC)
--------------------------------------------------------------------------------------	--------------------------------------------------------------------------------------	----------------------------------------------------------------------------------------

	2700K	20°	1460lm	1003553	88.00 GBP	2150lm	1003625	105.00 GBP	3300lm	1003697	131.00 GBP
		40°	1460lm	1003556	88.00 GBP	2150lm	1003628	105.00 GBP	3300lm	1003700	131.00 GBP
		55°	1460lm	1003559	88.00 GBP	2150lm	1003631	105.00 GBP	3300lm	1003703	131.00 GBP
	3000K	20°	1500lm	1003577	88.00 GBP	2150lm	1003649	105.00 GBP	3300lm	1003721	131.00 GBP
		40°	1500lm	1003580	88.00 GBP	2150lm	1003652	105.00 GBP	3300lm	1003724	131.00 GBP
		55°	1500lm	1003583	88.00 GBP	2150lm	1003655	105.00 GBP	3300lm	1003727	131.00 GBP
	4000K	20°	1600lm	1003601	88.00 GBP	2350lm	1003673	105.00 GBP	3600lm	1003745	131.00 GBP
		40°	1600lm	1003604	88.00 GBP	2350lm	1003676	105.00 GBP	3600lm	1003748	131.00 GBP
		55°	1600lm	1003607	88.00 GBP	2350lm	1003679	105.00 GBP	3600lm	1003751	131.00 GBP
	2700K	20°	1600lm	1003554	88.00 GBP	2250lm	1003626	105.00 GBP	3500lm	1003698	131.00 GBP
		40°	1600lm	1003557	88.00 GBP	2250lm	1003629	105.00 GBP	3500lm	1003701	131.00 GBP
		55°	1600lm	1003560	88.00 GBP	2250lm	1003632	105.00 GBP	3500lm	1003704	131.00 GBP
	3000K	20°	1600lm	1003578	88.00 GBP	2300lm	1003650	105.00 GBP	3550lm	1003722	131.00 GBP
		40°	1600lm	1003581	88.00 GBP	2300lm	1003653	105.00 GBP	3550lm	1003725	131.00 GBP
		55°	1600lm	1003584	88.00 GBP	2300lm	1003656	105.00 GBP	3550lm	1003728	131.00 GBP
	4000K	20°	1750lm	1003602	88.00 GBP	2450lm	1003674	105.00 GBP	3800lm	1003746	131.00 GBP
		40°	1750lm	1003605	88.00 GBP	2450lm	1003677	105.00 GBP	3800lm	1003749	131.00 GBP
		55°	1750lm	1003608	88.00 GBP	2450lm	1003680	105.00 GBP	3800lm	1003752	131.00 GBP
	2700K	20°	1550lm	1003555	88.00 GBP	2150lm	1003627	105.00 GBP	3400lm	1003699	131.00 GBP
		40°	1550lm	1003558	88.00 GBP	2150lm	1003630	105.00 GBP	3400lm	1003702	131.00 GBP
		55°	1550lm	1003561	88.00 GBP	2150lm	1003633	105.00 GBP	3400lm	1003705	131.00 GBP
	3000K	20°	1550lm	1003579	88.00 GBP	2200lm	1003651	105.00 GBP	3500lm	1003723	131.00 GBP
		40°	1550lm	1003582	88.00 GBP	2200lm	1003654	105.00 GBP	3500lm	1003726	131.00 GBP
		55°	1550lm	1003585	88.00 GBP	2200lm	1003657	105.00 GBP	3500lm	1003729	131.00 GBP
	4000K	20°	1660lm	1003603	88.00 GBP	2350lm	1003675	105.00 GBP	3750lm	1003747	131.00 GBP
		40°	1660lm	1003606	88.00 GBP	2350lm	1003678	105.00 GBP	3750lm	1003750	131.00 GBP
		55°	1660lm	1003609	88.00 GBP	2350lm	1003681	105.00 GBP	3750lm	1003753	131.00 GBP
	2700K	20°	1460lm	1003565	88.00 GBP	2150lm	1003637	105.00 GBP	3300lm	1003709	131.00 GBP
		40°	1460lm	1003568	88.00 GBP	2150lm	1003640	105.00 GBP	3300lm	1003712	131.00 GBP
		55°	1460lm	1003571	88.00 GBP	2150lm	1003643	105.00 GBP	3300lm	1003715	131.00 GBP
	3000K	20°	1500lm	1003589	88.00 GBP	2150lm	1003661	105.00 GBP	3300lm	1003733	131.00 GBP
		40°	1500lm	1003592	88.00 GBP	2150lm	1003664	105.00 GBP	3300lm	1003736	131.00 GBP
		55°	1500lm	1003595	88.00 GBP	2150lm	1003667	105.00 GBP	3300lm	1003739	131.00 GBP
	4000K	20°	1600lm	1003613	88.00 GBP	2350lm	1003685	105.00 GBP	3600lm	1003757	131.00 GBP
		40°	1600lm	1003616	88.00 GBP	2350lm	1003688	105.00 GBP	3600lm	1003760	131.00 GBP
		55°	1600lm	1003619	88.00 GBP	2350lm	1003691	105.00 GBP	3600lm	1003763	131.00 GBP
	2700K	20°	1600lm	1003566	88.00 GBP	2250lm	1003638	105.00 GBP	3500lm	1003710	131.00 GBP
		40°	1600lm	1003569	88.00 GBP	2250lm	1003641	105.00 GBP	3500lm	1003713	131.00 GBP
		55°	1600lm	1003572	88.00 GBP	2250lm	1003644	105.00 GBP	3500lm	1003716	131.00 GBP
	3000K	20°	1600lm	1003590	88.00 GBP	2300lm	1003662	105.00 GBP	3550lm	1003734	131.00 GBP
		40°	1600lm	1003593	88.00 GBP	2300lm	1003665	105.00 GBP	3550lm	1003737	131.00 GBP
		55°	1600lm	1003596	88.00 GBP	2300lm	1003668	105.00 GBP	3550lm	1003740	131.00 GBP
	4000K	20°	1750lm	1003614	88.00 GBP	2450lm	1003686	105.00 GBP	3800lm	1003758	131.00 GBP
		40°	1750lm	1003617	88.00 GBP	2450lm	1003689	105.00 GBP	3800lm	1003761	131.00 GBP
		55°	1750lm	1003620	88.00 GBP	2450lm	1003692	105.00 GBP	3800lm	1003764	131.00 GBP
	2700K	20°	1550lm	1003567	88.00 GBP	2150lm	1003639	105.00 GBP	3400lm	1003711	131.00 GBP
		40°	1550lm	1003570	88.00 GBP	2150lm	1003642	105.00 GBP	3400lm	1003714	131.00 GBP
		55°	1550lm	1003573	88.00 GBP	2150lm	1003645	105.00 GBP	3400lm	1003717	131.00 GBP
	3000K	20°	1550lm	1003591	88.00 GBP	2200lm	1003663	105.00 GBP	3500lm	1003735	131.00 GBP
		40°	1550lm	1003594	88.00 GBP	2200lm	1003666	105.00 GBP	3500lm	1003738	131.00 GBP
		55°	1550lm	1003597	88.00 GBP	2200lm	1003669	105.00 GBP	3500lm	1003741	131.00 GBP
	4000K	20°	1660lm	1003615	88.00 GBP	2350lm	1003687	105.00 GBP	3750lm	1003759	131.00 GBP
		40°	1660lm	1003618	88.00 GBP	2350lm	1003690	105.00 GBP	3750lm	1003762	131.00 GBP
		55°	1660lm	1003621	88.00 GBP	2350lm	1003693	105.00 GBP	3750lm	1003765	131.00 GBP







NUMINOS® GIMBLE DL



Low-voltage plug

XS 200mA
Power consumption: 7W
Material: aluminium/polycarbonate (PC)

S 250mA
Power consumption: 8.6W
Material: aluminium/polycarbonate (PC)

	2700K	20°	640lm	1005813	79.00 GBP	670lm	1005867	88.00 GBP
		40°	620lm	1005816	79.00 GBP	670lm	1005870	88.00 GBP
		55°	640lm	1005819	79.00 GBP	670lm	1005873	88.00 GBP
	3000K	20°	700lm	1005831	79.00 GBP	690lm	1005885	88.00 GBP
		40°	670lm	1005834	79.00 GBP	690lm	1005888	88.00 GBP
		55°	690lm	1005837	79.00 GBP	690lm	1005891	88.00 GBP
	4000K	20°	720lm	1005849	79.00 GBP	730lm	1005903	88.00 GBP
		40°	700lm	1005852	79.00 GBP	730lm	1005906	88.00 GBP
		55°	710lm	1005855	79.00 GBP	730lm	1005909	88.00 GBP
	2700K	20°	670lm	1005814	79.00 GBP	720lm	1005868	88.00 GBP
		40°	650lm	1005817	79.00 GBP	720lm	1005871	88.00 GBP
		55°	670lm	1005820	79.00 GBP	720lm	1005874	88.00 GBP
3000K	40°	20°	730lm	1005832	79.00 GBP	730lm	1005886	88.00 GBP
		40°	700lm	1005835	79.00 GBP	730lm	1005889	88.00 GBP
		55°	720lm	1005838	79.00 GBP	730lm	1005892	88.00 GBP
4000K	20°	20°	750lm	1005850	79.00 GBP	790lm	1005904	88.00 GBP
		40°	730lm	1005853	79.00 GBP	790lm	1005907	88.00 GBP
		55°	740lm	1005856	79.00 GBP	790lm	1005910	88.00 GBP
2700K	40°	20°	670lm	1005815	79.00 GBP	690lm	1005869	88.00 GBP
		40°	650lm	1005818	79.00 GBP	690lm	1005872	88.00 GBP
		55°	670lm	1005821	79.00 GBP	690lm	1005875	88.00 GBP
	3000K	20°	730lm	1005833	79.00 GBP	700lm	1005887	88.00 GBP
		40°	700lm	1005836	79.00 GBP	700lm	1005890	88.00 GBP
		55°	720lm	1005839	79.00 GBP	700lm	1005893	88.00 GBP
4000K	20°	20°	750lm	1005851	79.00 GBP	750lm	1005905	88.00 GBP
		40°	730lm	1005854	79.00 GBP	750lm	1005908	88.00 GBP
		55°	740lm	1005857	79.00 GBP	750lm	1005911	88.00 GBP
2700K	40°	20°	640lm	1005822	79.00 GBP	670lm	1005876	88.00 GBP
		40°	620lm	1005825	79.00 GBP	670lm	1005879	88.00 GBP
		55°	640lm	1005828	79.00 GBP	670lm	1005882	88.00 GBP
	3000K	20°	700lm	1005840	79.00 GBP	690lm	1005894	88.00 GBP
		40°	670lm	1005843	79.00 GBP	690lm	1005897	88.00 GBP
		55°	690lm	1005846	79.00 GBP	690lm	1005900	88.00 GBP
4000K	20°	20°	720lm	1005858	79.00 GBP	730lm	1005912	88.00 GBP
		40°	700lm	1005861	79.00 GBP	730lm	1005915	88.00 GBP
		55°	710lm	1005864	79.00 GBP	730lm	1005918	88.00 GBP
2700K	40°	20°	670lm	1005823	79.00 GBP	720lm	1005877	88.00 GBP
		40°	650lm	1005826	79.00 GBP	720lm	1005880	88.00 GBP
		55°	670lm	1005829	79.00 GBP	720lm	1005883	88.00 GBP
	3000K	20°	730lm	1005841	79.00 GBP	730lm	1005895	88.00 GBP
		40°	700lm	1005844	79.00 GBP	730lm	1005898	88.00 GBP
		55°	720lm	1005847	79.00 GBP	730lm	1005901	88.00 GBP
4000K	20°	20°	750lm	1005859	79.00 GBP	790lm	1005913	88.00 GBP
		40°	730lm	1005862	79.00 GBP	790lm	1005916	88.00 GBP
		55°	740lm	1005865	79.00 GBP	790lm	1005919	88.00 GBP
2700K	40°	20°	670lm	1005824	79.00 GBP	690lm	1005878	88.00 GBP
		40°	650lm	1005827	79.00 GBP	690lm	1005881	88.00 GBP
		55°	670lm	1005830	79.00 GBP	690lm	1005884	88.00 GBP
	3000K	20°	730lm	1005842	79.00 GBP	700lm	1005896	88.00 GBP
		40°	700lm	1005845	79.00 GBP	700lm	1005899	88.00 GBP
		55°	720lm	1005848	79.00 GBP	700lm	1005902	88.00 GBP
4000K	20°	20°	750lm	1005860	79.00 GBP	750lm	1005914	88.00 GBP
		40°	730lm	1005863	79.00 GBP	750lm	1005917	88.00 GBP
		55°	740lm	1005866	79.00 GBP	750lm	1005920	88.00 GBP



M 500mA Power consumption: 17.5W Material: aluminium/polycarbonate (PC) **L** 700mA Power consumption: 25.4W Material: aluminium/polycarbonate (PC) **XL** 1000/1050mA Power consumption: 37.4W Material: aluminium/polycarbonate (PC)

	2700K	20°	1460lm	1005921	97.00 GBP	2150lm	1005975	114.00 GBP	3300lm	1006029	133.00 GBP
		40°	1460lm	1005924	97.00 GBP	2150lm	1005978	114.00 GBP	3300lm	1006032	133.00 GBP
		55°	1460lm	1005927	97.00 GBP	2150lm	1005981	114.00 GBP	3300lm	1006035	133.00 GBP
	3000K	20°	1500lm	1005939	97.00 GBP	2150lm	1005993	114.00 GBP	3300lm	1006047	133.00 GBP
		40°	1500lm	1005942	97.00 GBP	2150lm	1005996	114.00 GBP	3300lm	1006050	133.00 GBP
		55°	1500lm	1005945	97.00 GBP	2150lm	1005999	114.00 GBP	3300lm	1006053	133.00 GBP
	4000K	20°	1600lm	1005957	97.00 GBP	2350lm	1006011	114.00 GBP	3600lm	1006065	133.00 GBP
		40°	1600lm	1005960	97.00 GBP	2350lm	1006014	114.00 GBP	3600lm	1006068	133.00 GBP
		55°	1600lm	1005963	97.00 GBP	2350lm	1006017	114.00 GBP	3600lm	1006071	133.00 GBP
	2700K	20°	1600lm	1005922	97.00 GBP	2250lm	1005976	114.00 GBP	3500lm	1006030	133.00 GBP
		40°	1600lm	1005925	97.00 GBP	2250lm	1005979	114.00 GBP	3500lm	1006033	133.00 GBP
		55°	1600lm	1005928	97.00 GBP	2250lm	1005982	114.00 GBP	3500lm	1006036	133.00 GBP
	3000K	20°	1600lm	1005940	97.00 GBP	2300lm	1005994	114.00 GBP	3550lm	1006048	133.00 GBP
		40°	1600lm	1005943	97.00 GBP	2300lm	1005997	114.00 GBP	3550lm	1006051	133.00 GBP
		55°	1600lm	1005946	97.00 GBP	2300lm	1006000	114.00 GBP	3550lm	1006054	133.00 GBP
	4000K	20°	1750lm	1005958	97.00 GBP	2450lm	1006012	114.00 GBP	3800lm	1006066	133.00 GBP
		40°	1750lm	1005961	97.00 GBP	2450lm	1006015	114.00 GBP	3800lm	1006069	133.00 GBP
		55°	1750lm	1005964	97.00 GBP	2450lm	1006018	114.00 GBP	3800lm	1006072	133.00 GBP
	2700K	20°	1550lm	1005923	97.00 GBP	2150lm	1005977	114.00 GBP	3400lm	1006031	133.00 GBP
		40°	1550lm	1005926	97.00 GBP	2150lm	1005980	114.00 GBP	3400lm	1006034	133.00 GBP
		55°	1550lm	1005929	97.00 GBP	2150lm	1005983	114.00 GBP	3400lm	1006037	133.00 GBP
	3000K	20°	1550lm	1005941	97.00 GBP	2200lm	1005995	114.00 GBP	3500lm	1006049	133.00 GBP
		40°	1550lm	1005944	97.00 GBP	2200lm	1005998	114.00 GBP	3500lm	1006052	133.00 GBP
		55°	1550lm	1005947	97.00 GBP	2200lm	1006001	114.00 GBP	3500lm	1006055	133.00 GBP
	4000K	20°	1660lm	1005959	97.00 GBP	2350lm	1006013	114.00 GBP	3750lm	1006067	133.00 GBP
		40°	1660lm	1005962	97.00 GBP	2350lm	1006016	114.00 GBP	3750lm	1006070	133.00 GBP
		55°	1660lm	1005965	97.00 GBP	2350lm	1006019	114.00 GBP	3750lm	1006073	133.00 GBP
	2700K	20°	1460lm	1005930	97.00 GBP	2150lm	1005984	114.00 GBP	3300lm	1006038	133.00 GBP
		40°	1460lm	1005933	97.00 GBP	2150lm	1005987	114.00 GBP	3300lm	1006041	133.00 GBP
		55°	1460lm	1005936	97.00 GBP	2150lm	1005990	114.00 GBP	3300lm	1006044	133.00 GBP
	3000K	20°	1500lm	1005948	97.00 GBP	2150lm	1006002	114.00 GBP	3300lm	1006056	133.00 GBP
		40°	1500lm	1005951	97.00 GBP	2150lm	1006005	114.00 GBP	3300lm	1006059	133.00 GBP
		55°	1500lm	1005954	97.00 GBP	2150lm	1006008	114.00 GBP	3300lm	1006062	133.00 GBP
	4000K	20°	1600lm	1005966	97.00 GBP	2350lm	1006020	114.00 GBP	3600lm	1006074	133.00 GBP
		40°	1600lm	1005969	97.00 GBP	2350lm	1006023	114.00 GBP	3600lm	1006077	133.00 GBP
		55°	1600lm	1005972	97.00 GBP	2350lm	1006026	114.00 GBP	3600lm	1006080	133.00 GBP
	2700K	20°	1600lm	1005931	97.00 GBP	2250lm	1005985	114.00 GBP	3500lm	1006039	133.00 GBP
		40°	1600lm	1005934	97.00 GBP	2250lm	1005988	114.00 GBP	3500lm	1006042	133.00 GBP
		55°	1600lm	1005937	97.00 GBP	2250lm	1005991	114.00 GBP	3500lm	1006045	133.00 GBP
	3000K	20°	1600lm	1005949	97.00 GBP	2300lm	1006003	114.00 GBP	3550lm	1006057	133.00 GBP
		40°	1600lm	1005952	97.00 GBP	2300lm	1006006	114.00 GBP	3550lm	1006060	133.00 GBP
		55°	1600lm	1005955	97.00 GBP	2300lm	1006009	114.00 GBP	3550lm	1006063	133.00 GBP
	4000K	20°	1750lm	1005967	97.00 GBP	2450lm	1006021	114.00 GBP	3800lm	1006075	133.00 GBP
		40°	1750lm	1005970	97.00 GBP	2450lm	1006024	114.00 GBP	3800lm	1006078	133.00 GBP
		55°	1750lm	1005973	97.00 GBP	2450lm	1006027	114.00 GBP	3800lm	1006081	133.00 GBP
	2700K	20°	1550lm	1005932	97.00 GBP	2150lm	1005986	114.00 GBP	3400lm	1006040	133.00 GBP
		40°	1550lm	1005935	97.00 GBP	2150lm	1005989	114.00 GBP	3400lm	1006043	133.00 GBP
		55°	1550lm	1005938	97.00 GBP	2150lm	1005992	114.00 GBP	3400lm	1006046	133.00 GBP
	3000K	20°	1550lm	1005950	97.00 GBP	2200lm	1006004	114.00 GBP	3500lm	1006058	133.00 GBP
		40°	1550lm	1005953	97.00 GBP	2200lm	1006007	114.00 GBP	3500lm	1006061	133.00 GBP
		55°	1550lm	1005956	97.00 GBP	2200lm	1006010	114.00 GBP	3500lm	1006064	133.00 GBP
	4000K	20°	1660lm	1005968	97.00 GBP	2350lm	1006022	114.00 GBP	3750lm	1006076	133.00 GBP
		40°	1660lm	1005971	97.00 GBP	2350lm	1006025	114.00 GBP	3750lm	1006079	133.00 GBP
		55°	1660lm	1005974	97.00 GBP	2350lm	1006028	114.00 GBP	3750lm	1006082	133.00 GBP

NUMINOS® PROJECTOR
1006978





NUMINOS® PROJECTOR Downlight (DL)



The application of the
NUMINOS® PROJECTOR
can be individually chosen



Expansion of the
NUMINOS® series
in sizes XS-L



NUMINOS® PROJECTOR DL Move



L80B50 330° 90° 10



Low-voltage plug

XS 200mA
Power consumption: 7W Material:
aluminium

S 250mA
Power consumption: 8.6W
Material: aluminium











	2700K	20°	640lm	1006867	112.00 GBP	670lm	1006921	121.00 GBP
		40°	620lm	1006870	112.00 GBP	670lm	1006924	121.00 GBP
		55°	640lm	1006873	112.00 GBP	670lm	1006927	121.00 GBP
	3000K	20°	700lm	1006885	112.00 GBP	690lm	1006939	121.00 GBP
		40°	670lm	1006888	112.00 GBP	690lm	1006942	121.00 GBP
		55°	690lm	1006891	112.00 GBP	690lm	1006945	121.00 GBP
	2700K	20°	730lm	1006868	112.00 GBP	730lm	1006922	121.00 GBP
		40°	700lm	1006871	112.00 GBP	730lm	1006925	121.00 GBP
		55°	720lm	1006874	112.00 GBP	730lm	1006928	121.00 GBP
	3000K	20°	670lm	1006886	112.00 GBP	690lm	1006940	121.00 GBP
		40°	650lm	1006889	112.00 GBP	690lm	1006943	121.00 GBP
		55°	670lm	1006892	112.00 GBP	690lm	1006946	121.00 GBP
	2700K	20°	670lm	1006869	112.00 GBP	720lm	1006923	121.00 GBP
		40°	650lm	1006872	112.00 GBP	720lm	1006926	121.00 GBP
		55°	670lm	1006875	112.00 GBP	720lm	1006929	121.00 GBP
	3000K	20°	730lm	1006887	112.00 GBP	730lm	1006941	121.00 GBP
		40°	700lm	1006890	112.00 GBP	730lm	1006944	121.00 GBP
		55°	720lm	1006893	112.00 GBP	730lm	1006947	121.00 GBP
	2700K	20°	700lm	1006876	112.00 GBP	690lm	1006930	121.00 GBP
		40°	670lm	1006879	112.00 GBP	690lm	1006933	121.00 GBP
		55°	690lm	1006882	112.00 GBP	690lm	1006936	121.00 GBP
	3000K	20°	670lm	1006894	112.00 GBP	690lm	1006948	121.00 GBP
		40°	650lm	1006897	112.00 GBP	690lm	1006951	121.00 GBP
		55°	670lm	1006900	112.00 GBP	690lm	1006954	121.00 GBP
	2700K	20°	670lm	1006877	112.00 GBP	720lm	1006931	121.00 GBP
		40°	650lm	1006880	112.00 GBP	720lm	1006934	121.00 GBP
		55°	670lm	1006883	112.00 GBP	720lm	1006937	121.00 GBP
	3000K	20°	730lm	1006895	112.00 GBP	730lm	1006949	121.00 GBP
		40°	700lm	1006898	112.00 GBP	730lm	1006952	121.00 GBP
		55°	720lm	1006901	112.00 GBP	730lm	1006955	121.00 GBP
	2700K	20°	670lm	1006878	112.00 GBP	690lm	1006932	121.00 GBP
		40°	650lm	1006881	112.00 GBP	690lm	1006935	121.00 GBP
		55°	670lm	1006884	112.00 GBP	690lm	1006938	121.00 GBP
	3000K	20°	730lm	1006896	112.00 GBP	700lm	1006950	121.00 GBP
		40°	700lm	1006899	112.00 GBP	700lm	1006953	121.00 GBP
		55°	720lm	1006902	112.00 GBP	700lm	1006956	121.00 GBP

These lights are also available as 4000K versions on request (except XS).
Please note the different delivery times and minimum order quantities.



M 500mA
Power consumption: 17.5W
Material: aluminium

L 700mA
Power consumption: 25.4W
Material: aluminium

	2700K	20°	1460lm	1006975	129.00 GBP	2150lm	1007029	138.00 GBP
		40°	1460lm	1006978	129.00 GBP	2150lm	1007032	138.00 GBP
		55°	1460lm	1006981	129.00 GBP	2150lm	1007035	138.00 GBP
	3000K	20°	1500lm	1006993	129.00 GBP	2150lm	1007047	138.00 GBP
		40°	1500lm	1006996	129.00 GBP	2150lm	1007050	138.00 GBP
		55°	1500lm	1006999	129.00 GBP	2150lm	1007053	138.00 GBP
	2700K	20°	1600lm	1006976	129.00 GBP	2300lm	1007030	138.00 GBP
		40°	1600lm	1006979	129.00 GBP	2300lm	1007033	138.00 GBP
		55°	1600lm	1006982	129.00 GBP	2300lm	1007036	138.00 GBP
	3000K	20°	1550lm	1006994	129.00 GBP	2150lm	1007048	138.00 GBP
		40°	1550lm	1006997	129.00 GBP	2150lm	1007051	138.00 GBP
		55°	1550lm	1007000	129.00 GBP	2150lm	1007054	138.00 GBP
	2700K	20°	1600lm	1006977	129.00 GBP	2250lm	1007031	138.00 GBP
		40°	1600lm	1006980	129.00 GBP	2250lm	1007034	138.00 GBP
		55°	1600lm	1006983	129.00 GBP	2250lm	1007037	138.00 GBP
	3000K	20°	1600lm	1006995	129.00 GBP	2300lm	1007049	138.00 GBP
		40°	1600lm	1006998	129.00 GBP	2300lm	1007052	138.00 GBP
		55°	1600lm	1007001	129.00 GBP	2300lm	1007055	138.00 GBP
	2700K	20°	1500lm	1006984	129.00 GBP	2150lm	1007038	138.00 GBP
		40°	1500lm	1006987	129.00 GBP	2150lm	1007041	138.00 GBP
		55°	1500lm	1006990	129.00 GBP	2150lm	1007044	138.00 GBP
	3000K	20°	1550lm	1007002	129.00 GBP	2150lm	1007056	138.00 GBP
		40°	1550lm	1007005	129.00 GBP	2150lm	1007059	138.00 GBP
		55°	1550lm	1007008	129.00 GBP	2150lm	1007062	138.00 GBP
	2700K	20°	1600lm	1006985	129.00 GBP	2250lm	1007039	138.00 GBP
		40°	1600lm	1006988	129.00 GBP	2250lm	1007042	138.00 GBP
		55°	1600lm	1006991	129.00 GBP	2250lm	1007045	138.00 GBP
	3000K	20°	1600lm	1007003	129.00 GBP	2300lm	1007057	138.00 GBP
		40°	1600lm	1007006	129.00 GBP	2300lm	1007060	138.00 GBP
		55°	1600lm	1007009	129.00 GBP	2300lm	1007063	138.00 GBP
	2700K	20°	1550lm	1006986	129.00 GBP	2150lm	1007040	138.00 GBP
		40°	1550lm	1006989	129.00 GBP	2150lm	1007043	138.00 GBP
		55°	1550lm	1006992	129.00 GBP	2150lm	1007046	138.00 GBP
	3000K	20°	1550lm	1007004	129.00 GBP	2200lm	1007058	138.00 GBP
		40°	1550lm	1007007	129.00 GBP	2200lm	1007061	138.00 GBP
		55°	1550lm	1007010	129.00 GBP	2200lm	1007064	138.00 GBP

These lights are also available as 4000K versions on request (except XS).
Please note the different delivery times and minimum order quantities.

MATCHING DRIVER

XS S M L XL



LED driver 200mA, 10W QC	white	5,8W / 8,4W	-	IP20	L: 6.5 cm, W: 3.9 cm, H: 3.5 cm	1005610	23.00 GBP
LED driver 200mA, 10W, PHASE QC	white	6W / 8,4W	PHASE C		L: 8.5 cm, W: 4.1 cm, H: 3 cm	1005609	31.00 GBP
LED driver 200mA, 10W, DALI QC	white	3,8W / 13,5W	DALI		L: 18 cm, W: 4.5 cm, H: 3 cm	1005611	83.00 GBP
LED driver 200mA, 12W, DALI + RF Interface QC	white	1,5W / 12W	DALI + RF		L: 14.2 cm, W: 4.4 cm, H: 3 cm	1006457	78.00 GBP
LED driver 250mA, 10W	white	6,5W / 10W	-	IP20	L: 6.5 cm, W: 3.9 cm, H: 2 cm	1004058	23.00 GBP
LED driver 250mA, 10W, PHASE	white	7,5W / 10W	PHASE C		L: 8.5 cm, W: 3.9 cm, H: 3 cm	1004055	35.00 GBP
LED driver 250mA, 20W, DALI	white	1,5W / 15W	DALI		L: 15 cm, W: 5.2 cm, H: 2.8 cm	1004067	71.00 GBP
LED driver 250mA, 12W, DALI + RF Interface QC	white	1,5W / 12W	DALI + RF		L: 14.2 cm, W: 4.4 cm, H: 3 cm	1006458	78.00 GBP
LED driver 500mA, 30W	white	15W / 29,5W	-	IP20	L: 14.7 cm, W: 4.3 cm, H: 3 cm	1004064	27.00 GBP
LED driver 500mA, 30W, PHASE	white	12,5W / 21W	PHASE C		L: 11.5 cm, W: 4.1 cm, H: 2.5 cm	1004054	51.00 GBP
LED driver 500mA, 40W, DALI	white	1,5W / 40,6W	DALI		L: 12.3 cm, W: 7.9 cm, H: 2.4 cm	1004069	71.00 GBP
LED driver 500mA, 42W, DALI + RF Interface QC	white	3,5W / 42W	DALI + RF		L: 12.3 cm, W: 7.9 cm, H: 3 cm	1006459	91.00 GBP
LED driver 700mA, 30W	white	15W / 29,5W	-	IP20	L: 14.7 cm, W: 4.3 cm, H: 3 cm	1004062	28.00 GBP
LED driver 700mA, 30W, PHASE	white	21W / 29,4W	PHASE C		L: 11.5 cm, W: 4.4 cm, H: 3 cm	1004065	51.00 GBP
LED driver 700mA, 40W, DALI	white	1,5W / 40,6W	DALI		L: 12.3 cm, W: 7.9 cm, H: 2.4 cm	1004070	71.00 GBP
LED driver 700mA, 42W, DALI + RF Interface QC	white	3,5W / 42W	DALI + RF		L: 12.3 cm, W: 7.9 cm, H: 3 cm	1006460	91.00 GBP
LED driver 1050mA, 40W	white	24W / 44W	-	IP20	L: 9.7 cm, W: 4.3 cm, H: 3 cm	1004059	30.00 GBP
LED driver 1000mA, 40W, PHASE	white	26,3W / 42W	PHASE C		L: 14.5 cm, W: 4 cm, H: 3 cm	1004066	55.00 GBP
LED driver 1050mA, 50W, DALI	white	4,2W / 50W	DALI		L: 12.3 cm, W: 7.9 cm, H: 2.4 cm	1004071	71.00 GBP



An old recessed ceiling light, often still fitted with conventional bulbs, should give way to an energy-efficient and cost-effective alternative. When removing the old fitting, a larger ceiling cut-out will often be required than before.

SLV has the perfect solution for this: the reducer ring completely covers the larger ceiling cut-out, while at the same time providing perfect support for your new, compact, recessed ceiling light. Our reducer rings are also perfectly coordinated with the NUMINOS® downlight and spotlight system.



DIFFUSERS AND REDUCER RINGS

XS S M L XL



Diffuser NUMINOS® XS	Ellipse	IP20	Diameter: 3.2 cm, H 0.2 cm	1005612	4.00 GBP
	Prism			1005613	5.00 GBP
	Frosted			1005614	5.00 GBP
	Honeycomb			1005615	8.00 GBP
Diffuser NUMINOS® S	Ellipse	IP20	Diameter: 4 cm, H: 0.2 cm	1004786	4.00 GBP
	Prism			1004787	5.00 GBP
	Frosted			1004788	5.00 GBP
	Honeycomb			1004789	8.00 GBP
Diffuser NUMINOS® M	Ellipse	IP20	Diameter: 4.75 cm, H 0.2 cm	1004790	4.00 GBP
	Prism			1004791	5.00 GBP
	Frosted			1004792	5.00 GBP
	Honeycomb			1004793	11.00 GBP
Diffuser NUMINOS® L	Ellipse	IP20	Diameter: 5.65 cm, H: 0.2 cm	1004794	5.00 GBP
	Prism			1004795	6.00 GBP
	Frosted			1004796	6.00 GBP
	Honeycomb			1004797	15.00 GBP
Diffuser NUMINOS® XL	Ellipse	IP20	Diameter: 7.1 cm, H: 0.2 cm	1004798	6.00 GBP
	Prism			1004799	7.00 GBP
	Frosted			1004800	7.00 GBP
	Honeycomb			1004801	19.00 GBP





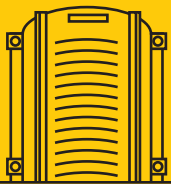


Reducer ring <i>Round</i>	black	Ceiling cut-out: 8.5-13 cm	Outer diameter: 16 cm, Inner diameter: 7 cm H: 5.3 cm	1006135	16.00 GBP
				white	
	black	Ceiling cut-out: 12-15 cm	Outer diameter: 16 cm, Inner diameter: 9 cm H: 5.3 cm	1006139	14.00 GBP
				white	
	black	Ceiling cut-out: 14-18 cm	Outer diameter: 24 cm, Inner diameter: 12 cm H: 5.3 cm	1006143	17.00 GBP
				white	
	black	Ceiling cut-out: 17-20 cm	Outer diameter: 24 cm, Inner diameter: 15 cm H: 5.3 cm	1006147	16.00 GBP
				white	
	black	Ceiling cut-out: 20-22 cm	Outer diameter: 24 cm, Inner diameter: 18 cm H: 5.3 cm	1006151	15.00 GBP
				white	
Reducer ring <i>Square</i>	black	Ceiling cut-out: 8.5-13 cm	Inner diameter: 7 cm L: 16 cm, W: 16 cm, H: 5.3 cm	1006137	16.00 GBP
				white	
	black	Ceiling cut-out: 12-15 cm	Inner diameter: 9 cm L: 16 cm, W: 16 cm, H: 5.3 cm	1006141	14.00 GBP
				white	
	black	Ceiling cut-out: 14-18 cm	Inner diameter: 12 cm L: 24 cm, W: 24 cm, H: 5.3 cm	1006145	17.00 GBP
				white	
	black	Ceiling cut-out: 17-20 cm	Inner diameter: 15 cm L: 24 cm, W: 24 cm, H: 5.3 cm	1006149	16.00 GBP
				white	
	black	Ceiling cut-out: 20-22 cm	Inner diameter: 18 cm L: 24 cm, W: 24 cm, H: 5.3 cm	1006153	15.00 GBP
				white	

NUMINOS® PROJECTOR

What to choose for your NUMINOS® PROJECTOR:

You can choose from six colour versions, four housing sizes with different total wattages, two light colours and three half-diffusion angles of 20°, 44° and 55°.



NUMINOS® is a perfectly coordinated lighting system that harmonises function, design and technology. For planners and doers. For every need. For maximum variety with minimum effort.

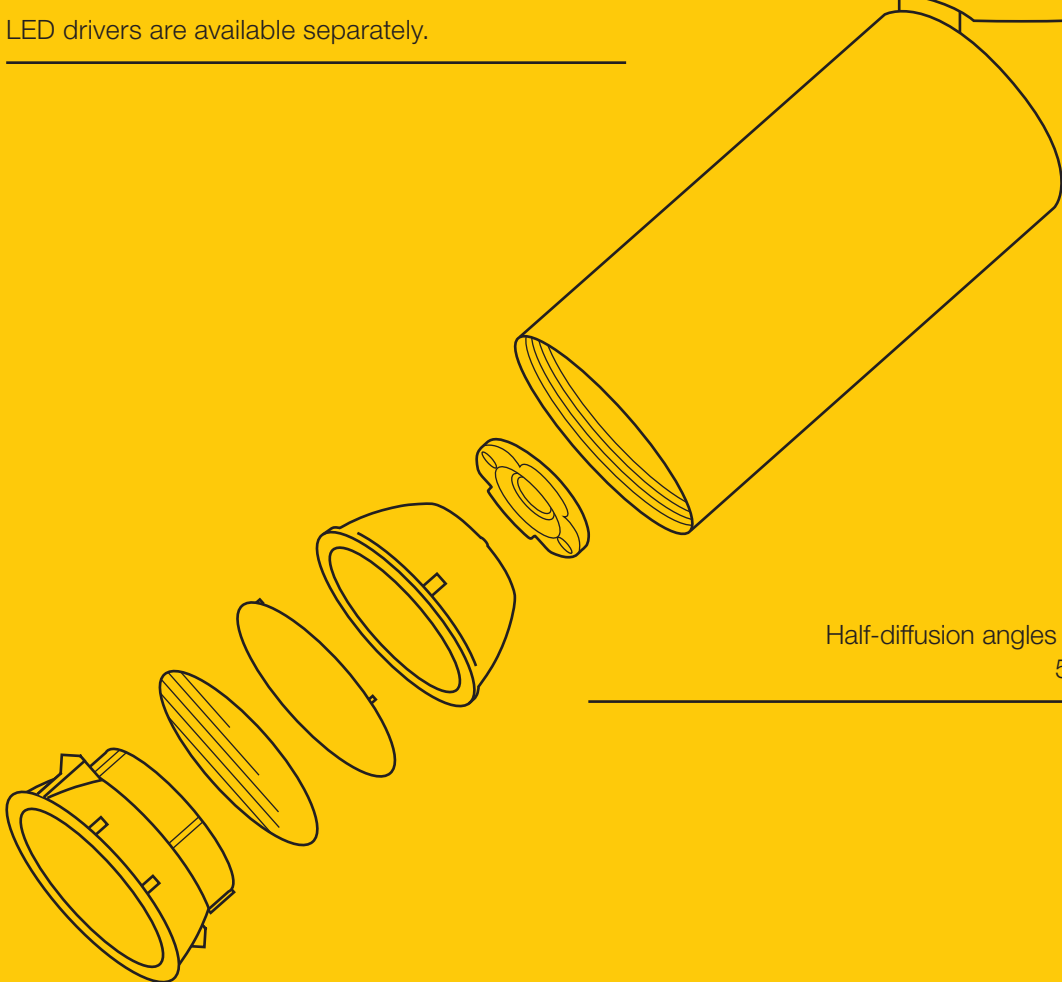



Discover the variety of
the NUMINOS® series
at slv.com

The new NUMINOS® PROJECTOR with a very high rotation and pivot range is a good complement to the NUMINOS® downlights, which have the same decorative and visual possibilities.

Available in four housing sizes with high-power LED module in two light colours.

LED drivers are available separately.



Half-diffusion angles of 20° | 40° |
55° available.

NUMINOS® CW
1004587

CLUB LOUNGE 1

TIVOLI

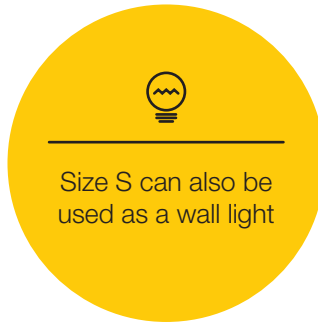




NUMINOS®
Ceiling and wall lights (CW)



NUMINOS® CW
Can be pivoted 90°
and rotated 350°



Decorative ring also
available in white










Decorative ring NUMINOS® S	Diameter: 6.2 cm, H: 2 cm	○	1006167	2.00 GBP
Decorative ring NUMINOS® M	Diameter: 8.2 cm, H: 2.4 cm	○	1006168	3.00 GBP
Decorative ring NUMINOS® L	Diameter: 9.65 cm, H: 2.5 cm	○	1006169	3.00 GBP
Decorative ring NUMINOS® XL	Diameter: 11.66 cm H: 2.85 cm	○	1006170	4.00 GBP

Detailed measurements and assembly information can be found on pages 118–119



S 220-240V ~50/60Hz | 250mA
Total wattage: 11W
Material: aluminium/polycarbonate (PC)

M 220-240V ~50/60Hz | 500mA
Total wattage: 20W
Material: aluminium/polycarbonate (PC)

	2700K	24°	985lm	1004098	99.00 GBP	1925lm	1004194	125.00 GBP
		36°	985lm	1004099	99.00 GBP	1935lm	1004195	125.00 GBP
		60°	980lm	1004100	99.00 GBP	1885lm	1004196	125.00 GBP
	3000K	24°	1020lm	1004106	99.00 GBP	1955lm	1004202	125.00 GBP
		36°	1020lm	1004107	99.00 GBP	1970lm	1004203	125.00 GBP
		60°	1020lm	1004108	99.00 GBP	1880lm	1004204	125.00 GBP
	4000K	24°	1100lm	1004114	99.00 GBP	2125lm	1004210	125.00 GBP
		36°	1100lm	1004115	99.00 GBP	2120lm	1004211	125.00 GBP
		60°	1100lm	1004116	99.00 GBP	2060lm	1004212	125.00 GBP
	2700K	24°	985lm	1004386	142.00 GBP	1925lm	1004482	169.00 GBP
		36°	985lm	1004387	142.00 GBP	1935lm	1004483	169.00 GBP
		60°	980lm	1004388	142.00 GBP	1885lm	1004484	169.00 GBP
	3000K	24°	1020lm	1004394	142.00 GBP	1955lm	1004490	169.00 GBP
		36°	1020lm	1004395	142.00 GBP	1970lm	1004491	169.00 GBP
		60°	1020lm	1004396	142.00 GBP	1880lm	1004492	169.00 GBP
	4000K	24°	1100lm	1004402	142.00 GBP	2125lm	1004498	169.00 GBP
		36°	1100lm	1004403	142.00 GBP	2120lm	1004499	169.00 GBP
		60°	1100lm	1004404	142.00 GBP	2060lm	1004500	169.00 GBP
	2700K	24°	985lm	1004102	99.00 GBP	1925lm	1004198	125.00 GBP
		36°	985lm	1004103	99.00 GBP	1935lm	1004199	125.00 GBP
		60°	980lm	1004104	99.00 GBP	1885lm	1004200	125.00 GBP
	3000K	24°	1020lm	1004110	99.00 GBP	1955lm	1004206	125.00 GBP
		36°	1020lm	1004111	99.00 GBP	1970lm	1004207	125.00 GBP
		60°	1020lm	1004112	99.00 GBP	1880lm	1004208	125.00 GBP
	4000K	24°	1100lm	1004118	99.00 GBP	2125lm	1004214	125.00 GBP
		36°	1100lm	1004119	99.00 GBP	2120lm	1004215	125.00 GBP
		60°	1100lm	1004120	99.00 GBP	2060lm	1004216	125.00 GBP
	2700K	24°	985lm	1004390	142.00 GBP	1925lm	1004486	169.00 GBP
		36°	985lm	1004391	142.00 GBP	1935lm	1004487	169.00 GBP
		60°	980lm	1004392	142.00 GBP	1885lm	1004488	169.00 GBP
	3000K	24°	1020lm	1004398	142.00 GBP	1955lm	1004494	169.00 GBP
		36°	1020lm	1004399	142.00 GBP	1970lm	1004495	169.00 GBP
		60°	1020lm	1004400	142.00 GBP	1880lm	1004496	169.00 GBP
	4000K	24°	1100lm	1004406	142.00 GBP	2125lm	1004502	169.00 GBP
		36°	1100lm	1004407	142.00 GBP	2120lm	1004503	169.00 GBP
		60°	1100lm	1004408	142.00 GBP	2060lm	1004504	169.00 GBP



<p>L 220-240V ~50/60Hz 700mA Total wattage: 28W Material: aluminium/polycarbonate (PC)</p>	<p>XL 220-240V ~50/60Hz 900mA Total wattage: 36W Material: aluminium/polycarbonate (PC)</p>
-------------------------------------------------------------------------------------------------------------	--------------------------------------------------------------------------------------------------------------

	2700K	24°	2440lm	1004290	133.00 GBP	3290lm	1006083	142.00 GBP
		36°	2400lm	1004291	133.00 GBP	3250lm	1006084	142.00 GBP
		60°	2475lm	1004292	133.00 GBP	2980lm	1006085	142.00 GBP
	3000K	24°	2430lm	1004298	133.00 GBP	3530lm	1006089	142.00 GBP
		36°	2340lm	1004299	133.00 GBP	3490lm	1006090	142.00 GBP
		60°	2400lm	1004300	133.00 GBP	3210lm	1006091	142.00 GBP
	4000K	24°	2675lm	1004306	133.00 GBP	3800lm	1006095	142.00 GBP
		36°	2620lm	1004307	133.00 GBP	3760lm	1006096	142.00 GBP
		60°	2715lm	1004308	133.00 GBP	3460lm	1006097	142.00 GBP
	2700K	24°	2440lm	1004578	185.00 GBP	3290lm	1005741	202.00 GBP
		36°	2400lm	1004579	185.00 GBP	3250lm	1005742	202.00 GBP
		60°	2475lm	1004580	185.00 GBP	2980lm	1005743	202.00 GBP
	3000K	24°	2430lm	1004586	185.00 GBP	3530lm	1005747	202.00 GBP
		36°	2340lm	1004587	185.00 GBP	3490lm	1005748	202.00 GBP
		60°	2400lm	1004588	185.00 GBP	3210lm	1005749	202.00 GBP
	4000K	24°	2675lm	1004594	185.00 GBP	3800lm	1005753	202.00 GBP
		36°	2620lm	1004595	185.00 GBP	3760lm	1005754	202.00 GBP
		60°	2715lm	1004596	185.00 GBP	3460lm	1005755	202.00 GBP
	2700K	24°	2440lm	1004294	133.00 GBP	3290lm	1006086	142.00 GBP
		36°	2400lm	1004295	133.00 GBP	3250lm	1006087	142.00 GBP
		60°	2475lm	1004296	133.00 GBP	2980lm	1006088	142.00 GBP
	3000K	24°	2430lm	1004302	133.00 GBP	3530lm	1006092	142.00 GBP
		36°	2340lm	1004303	133.00 GBP	3490lm	1006093	142.00 GBP
		60°	2400lm	1004304	133.00 GBP	3210lm	1006094	142.00 GBP
	4000K	24°	2675lm	1004310	133.00 GBP	3800lm	1006098	142.00 GBP
		36°	2620lm	1004311	133.00 GBP	3760lm	1006099	142.00 GBP
		60°	2715lm	1004312	133.00 GBP	3460lm	1006100	142.00 GBP
	2700K	24°	2440lm	1004582	185.00 GBP	3290lm	1005744	202.00 GBP
		36°	2400lm	1004583	185.00 GBP	3250lm	1005745	202.00 GBP
		60°	2475lm	1004584	185.00 GBP	2980lm	1005746	202.00 GBP
	3000K	24°	2430lm	1004590	185.00 GBP	3530lm	1005750	202.00 GBP
		36°	2340lm	1004591	185.00 GBP	3490lm	1005751	202.00 GBP
		60°	2400lm	1004592	185.00 GBP	3210lm	1005752	202.00 GBP
	4000K	24°	2675lm	1004598	185.00 GBP	3800lm	1005756	202.00 GBP
		36°	2620lm	1004599	185.00 GBP	3760lm	1005757	202.00 GBP
		60°	2715lm	1004600	185.00 GBP	3460lm	1005758	202.00 GBP

NUMINOS® CL
1004227





NUMINOS®
Ceiling lights (CL)



Decorative ring also available in white



Decorative ring <i>NUMINOS® S</i>	Diameter: 6.2 cm, H: 2 cm	<input type="radio"/>	1006167	2.00 GBP
Decorative ring <i>NUMINOS® M</i>	Diameter: 8.2 cm, H: 2.4 cm	<input type="radio"/>	1006168	3.00 GBP
Decorative ring <i>NUMINOS® L</i>	Diameter: 9.65 cm, H: 2.5 cm	<input type="radio"/>	1006169	3.00 GBP
Decorative ring <i>NUMINOS® XL</i>	Diameter: 11.66 cm H: 2.85 cm	<input type="radio"/>	1006170	4.00 GBP





Detailed measurements and assembly information can be found on pages 118–119



IP20 L80B50

S 220-240V ~50/60Hz | 250mA
Total wattage: 11W
Material: aluminium/polycarbonate (PC)

M 220-240V ~50/60Hz | 500mA
Total wattage: 20W
Material: aluminium/polycarbonate (PC)

	2700K	24°	985lm	1004122	88.00 GBP	1925lm	1004218	109.00 GBP
		36°	985lm	1004123	88.00 GBP	1935lm	1004219	109.00 GBP
		60°	980lm	1004124	88.00 GBP	1885lm	1004220	109.00 GBP
	3000K	24°	1020lm	1004130	88.00 GBP	1955lm	1004226	109.00 GBP
		36°	1020lm	1004131	88.00 GBP	1970lm	1004227	109.00 GBP
		60°	1020lm	1004132	88.00 GBP	1880lm	1004228	109.00 GBP
	4000K	24°	1100lm	1004138	88.00 GBP	2125lm	1004234	109.00 GBP
		36°	1100lm	1004139	88.00 GBP	2120lm	1004235	109.00 GBP
		60°	1100lm	1004140	88.00 GBP	2060lm	1004236	109.00 GBP
	2700K	24°	985lm	1004410	129.00 GBP	1925lm	1004506	133.00 GBP
		36°	985lm	1004411	129.00 GBP	1935lm	1004507	133.00 GBP
		60°	980lm	1004412	129.00 GBP	1885lm	1004508	133.00 GBP
	3000K	24°	1020lm	1004418	129.00 GBP	1955lm	1004514	133.00 GBP
		36°	1020lm	1004419	129.00 GBP	1970lm	1004515	133.00 GBP
		60°	1020lm	1004420	129.00 GBP	1880lm	1004516	133.00 GBP
	4000K	24°	1100lm	1004426	129.00 GBP	2125lm	1004522	133.00 GBP
		36°	1100lm	1004427	129.00 GBP	2120lm	1004523	133.00 GBP
		60°	1100lm	1004428	129.00 GBP	2060lm	1004524	133.00 GBP
	2700K	24°	985lm	1004126	88.00 GBP	1925lm	1004222	109.00 GBP
		36°	985lm	1004127	88.00 GBP	1935lm	1004223	109.00 GBP
		60°	980lm	1004128	88.00 GBP	1885lm	1004224	109.00 GBP
	3000K	24°	1020lm	1004134	88.00 GBP	1955lm	1004230	109.00 GBP
		36°	1020lm	1004135	88.00 GBP	1970lm	1004231	109.00 GBP
		60°	1020lm	1004136	88.00 GBP	1880lm	1004232	109.00 GBP
	4000K	24°	1100lm	1004142	88.00 GBP	2125lm	1004238	109.00 GBP
		36°	1100lm	1004143	88.00 GBP	2120lm	1004239	109.00 GBP
		60°	1100lm	1004144	88.00 GBP	2060lm	1004240	109.00 GBP
	2700K	24°	985lm	1004414	129.00 GBP	1925lm	1004510	133.00 GBP
		36°	985lm	1004415	129.00 GBP	1935lm	1004511	133.00 GBP
		60°	980lm	1004416	129.00 GBP	1885lm	1004512	133.00 GBP
	3000K	24°	1020lm	1004422	129.00 GBP	1955lm	1004518	133.00 GBP
		36°	1020lm	1004423	129.00 GBP	1970lm	1004519	133.00 GBP
		60°	1020lm	1004424	129.00 GBP	1880lm	1004520	133.00 GBP
	4000K	24°	1100lm	1004430	129.00 GBP	2125lm	1004526	133.00 GBP
		36°	1100lm	1004431	129.00 GBP	2120lm	1004527	133.00 GBP
		60°	1100lm	1004432	129.00 GBP	2060lm	1004528	133.00 GBP



<p>L 220-240V ~50/60Hz 700mA Total wattage: 28W Material: aluminium/polycarbonate (PC)</p>	<p>XL 220-240V ~50/60Hz 900mA Total wattage: 36W Material: aluminium/polycarbonate (PC)</p>
-------------------------------------------------------------------------------------------------------------	--------------------------------------------------------------------------------------------------------------

	2700K	24°	2440lm	1004314	126.00 GBP	3290lm	1005687	150.00 GBP
		36°	2400lm	1004315	126.00 GBP	3250lm	1005688	150.00 GBP
		60°	2475lm	1004316	126.00 GBP	2980lm	1005689	150.00 GBP
	3000K	24°	2430lm	1004322	126.00 GBP	3530lm	1005693	150.00 GBP
		36°	2340lm	1004323	126.00 GBP	3490lm	1005694	150.00 GBP
		60°	2400lm	1004324	126.00 GBP	3210lm	1005695	150.00 GBP
	4000K	24°	2675lm	1004330	126.00 GBP	3800lm	1005699	150.00 GBP
		36°	2620lm	1004331	126.00 GBP	3760lm	1005700	150.00 GBP
		60°	2715lm	1004332	126.00 GBP	3460lm	1005701	150.00 GBP
	2700K	24°	2440lm	1004602	170.00 GBP	3290lm	1005759	202.00 GBP
		36°	2400lm	1004603	170.00 GBP	3250lm	1005760	202.00 GBP
		60°	2475lm	1004604	170.00 GBP	2980lm	1005761	202.00 GBP
	3000K	24°	2430lm	1004610	170.00 GBP	3530lm	1005765	202.00 GBP
		36°	2340lm	1004611	170.00 GBP	3490lm	1005766	202.00 GBP
		60°	2400lm	1004612	170.00 GBP	3210lm	1005767	202.00 GBP
	4000K	24°	2675lm	1004618	170.00 GBP	3800lm	1005771	202.00 GBP
		36°	2620lm	1004619	170.00 GBP	3760lm	1005772	202.00 GBP
		60°	2715lm	1004620	170.00 GBP	3460lm	1005773	202.00 GBP
	2700K	24°	2440lm	1004318	126.00 GBP	3290lm	1005690	150.00 GBP
		36°	2400lm	1004319	126.00 GBP	3250lm	1005691	150.00 GBP
		60°	2475lm	1004320	126.00 GBP	2980lm	1005692	150.00 GBP
	3000K	24°	2430lm	1004326	126.00 GBP	3530lm	1005696	150.00 GBP
		36°	2340lm	1004327	126.00 GBP	3490lm	1005697	150.00 GBP
		60°	2400lm	1004328	126.00 GBP	3210lm	1005698	150.00 GBP
	4000K	24°	2675lm	1004334	126.00 GBP	3800lm	1005702	150.00 GBP
		36°	2620lm	1004335	126.00 GBP	3760lm	1005703	150.00 GBP
		60°	2715lm	1004336	126.00 GBP	3460lm	1005704	150.00 GBP
	2700K	24°	2440lm	1004606	170.00 GBP	3290lm	1005762	202.00 GBP
		36°	2400lm	1004607	170.00 GBP	3250lm	1005763	202.00 GBP
		60°	2475lm	1004608	170.00 GBP	2980lm	1005764	202.00 GBP
	3000K	24°	2430lm	1004614	170.00 GBP	3530lm	1005768	202.00 GBP
		36°	2340lm	1004615	170.00 GBP	3490lm	1005769	202.00 GBP
		60°	2400lm	1004616	170.00 GBP	3210lm	1005770	202.00 GBP
	4000K	24°	2675lm	1004622	170.00 GBP	3800lm	1005774	202.00 GBP
		36°	2620lm	1004623	170.00 GBP	3760lm	1005775	202.00 GBP
		60°	2715lm	1004624	170.00 GBP	3460lm	1005776	202.00 GBP

NUMINOS® PD
1005787





NUMINOS®
Pendant lights (PD)





 Discover the
 NUMINOS®
 Configurator
 at slv.com

Decorative ring also
available in white







Decorative ring <i>NUMINOS® S</i>	Diameter: 6.2 cm, H: 2 cm	<input type="radio"/>	1006167	2.00 GBP
Decorative ring <i>NUMINOS® M</i>	Diameter: 8.2 cm, H: 2.4 cm	<input type="radio"/>	1006168	3.00 GBP
Decorative ring <i>NUMINOS® L</i>	Diameter: 9.65 cm, H: 2.5 cm	<input type="radio"/>	1006169	3.00 GBP
Decorative ring <i>NUMINOS® XL</i>	Diameter: 11.66 cm H: 2.85 cm	<input type="radio"/>	1006170	4.00 GBP

Detailed measurements and assembly information can be found on pages 118–119



S 220-240V ~50/60Hz | 250mA
Total wattage: 11W
Material: aluminium/polycarbonate (PC)

M 220-240V ~50/60Hz | 500mA
Total wattage: 20W
Material: aluminium/polycarbonate (PC)

	2700K	24°	985lm	1004146	121.00 GBP	1925lm	1004242	135.00 GBP
		36°	985lm	1004147	121.00 GBP	1935lm	1004243	135.00 GBP
		60°	980lm	1004148	121.00 GBP	1885lm	1004244	135.00 GBP
	3000K	24°	1020lm	1004154	121.00 GBP	1955lm	1004250	135.00 GBP
		36°	1020lm	1004155	121.00 GBP	1970lm	1004251	135.00 GBP
		60°	1020lm	1004156	121.00 GBP	1880lm	1004252	135.00 GBP
	4000K	24°	1100lm	1004162	121.00 GBP	2125lm	1004258	135.00 GBP
		36°	1100lm	1004163	121.00 GBP	2120lm	1004259	135.00 GBP
		60°	1100lm	1004164	121.00 GBP	2060lm	1004260	135.00 GBP
	2700K	24°	985lm	1004434	170.00 GBP	1925lm	1004530	181.00 GBP
		36°	985lm	1004435	170.00 GBP	1935lm	1004531	181.00 GBP
		60°	980lm	1004436	170.00 GBP	1885lm	1004532	181.00 GBP
	3000K	24°	1020lm	1004442	170.00 GBP	1955lm	1004538	181.00 GBP
		36°	1020lm	1004443	170.00 GBP	1970lm	1004539	181.00 GBP
		60°	1020lm	1004444	170.00 GBP	1880lm	1004540	181.00 GBP
	4000K	24°	1100lm	1004450	170.00 GBP	2125lm	1004546	181.00 GBP
		36°	1100lm	1004451	170.00 GBP	2120lm	1004547	181.00 GBP
		60°	1100lm	1004452	170.00 GBP	2060lm	1004548	181.00 GBP
	2700K	24°	985lm	1004150	121.00 GBP	1925lm	1004246	135.00 GBP
		36°	985lm	1004151	121.00 GBP	1935lm	1004247	135.00 GBP
		60°	980lm	1004152	121.00 GBP	1885lm	1004248	135.00 GBP
	3000K	24°	1020lm	1004158	121.00 GBP	1955lm	1004254	135.00 GBP
		36°	1020lm	1004159	121.00 GBP	1970lm	1004255	135.00 GBP
		60°	1020lm	1004160	121.00 GBP	1880lm	1004256	135.00 GBP
	4000K	24°	1100lm	1004166	121.00 GBP	2125lm	1004262	135.00 GBP
		36°	1100lm	1004167	121.00 GBP	2120lm	1004263	135.00 GBP
		60°	1100lm	1004168	121.00 GBP	2060lm	1004264	135.00 GBP
	2700K	24°	985lm	1004438	170.00 GBP	1925lm	1004534	181.00 GBP
		36°	985lm	1004439	170.00 GBP	1935lm	1004535	181.00 GBP
		60°	980lm	1004440	170.00 GBP	1885lm	1004536	181.00 GBP
	3000K	24°	1020lm	1004446	170.00 GBP	1955lm	1004542	181.00 GBP
		36°	1020lm	1004447	170.00 GBP	1970lm	1004543	181.00 GBP
		60°	1020lm	1004448	170.00 GBP	1880lm	1004544	181.00 GBP
	4000K	24°	1100lm	1004454	170.00 GBP	2125lm	1004550	181.00 GBP
		36°	1100lm	1004455	170.00 GBP	2120lm	1004551	181.00 GBP
		60°	1100lm	1004456	170.00 GBP	2060lm	1004552	181.00 GBP



<p>L 220-240V ~50/60Hz 700mA Total wattage: 28W Material: aluminium/polycarbonate (PC)</p>	<p>XL 220-240V ~50/60Hz 900mA Total wattage: 36W Material: aluminium/polycarbonate (PC)</p>
-----------------------------------------------------------------------------------------------------------------------------------------------	------------------------------------------------------------------------------------------------------------------------------------------------

	2700K	24°	2440lm	1004338	148.00 GBP	3290lm	1005705	170.00 GBP
		36°	2400lm	1004339	148.00 GBP	3250lm	1005706	170.00 GBP
		60°	2475lm	1004340	148.00 GBP	2980lm	1005707	170.00 GBP
	3000K	24°	2430lm	1004346	148.00 GBP	3530lm	1005711	170.00 GBP
		36°	2340lm	1004347	148.00 GBP	3490lm	1005712	170.00 GBP
		60°	2400lm	1004348	148.00 GBP	3210lm	1005713	170.00 GBP
	4000K	24°	2675lm	1004354	148.00 GBP	3800lm	1005717	170.00 GBP
		36°	2620lm	1004355	148.00 GBP	3760lm	1005718	170.00 GBP
		60°	2715lm	1004356	148.00 GBP	3460lm	1005719	170.00 GBP
	2700K	24°	2440lm	1004626	196.00 GBP	3290lm	1005777	218.00 GBP
		36°	2400lm	1004627	196.00 GBP	3250lm	1005778	218.00 GBP
		60°	2475lm	1004628	196.00 GBP	2980lm	1005779	218.00 GBP
	3000K	24°	2430lm	1004634	196.00 GBP	3530lm	1005783	218.00 GBP
		36°	2340lm	1004635	196.00 GBP	3490lm	1005784	218.00 GBP
		60°	2400lm	1004636	196.00 GBP	3210lm	1005785	218.00 GBP
	4000K	24°	2675lm	1004642	196.00 GBP	3800lm	1005789	218.00 GBP
		36°	2620lm	1004643	196.00 GBP	3760lm	1005790	218.00 GBP
		60°	2715lm	1004644	196.00 GBP	3460lm	1005791	218.00 GBP
	2700K	24°	2440lm	1004342	148.00 GBP	3290lm	1005708	170.00 GBP
		36°	2400lm	1004343	148.00 GBP	3250lm	1005709	170.00 GBP
		60°	2475lm	1004344	148.00 GBP	2980lm	1005710	170.00 GBP
	3000K	24°	2430lm	1004350	148.00 GBP	3530lm	1005714	170.00 GBP
		36°	2340lm	1004351	148.00 GBP	3490lm	1005715	170.00 GBP
		60°	2400lm	1004352	148.00 GBP	3210lm	1005716	170.00 GBP
	4000K	24°	2675lm	1004358	148.00 GBP	3800lm	1005720	170.00 GBP
		36°	2620lm	1004359	148.00 GBP	3760lm	1005721	170.00 GBP
		60°	2715lm	1004360	148.00 GBP	3460lm	1005722	170.00 GBP
	2700K	24°	2440lm	1004630	196.00 GBP	3290lm	1005780	218.00 GBP
		36°	2400lm	1004631	196.00 GBP	3250lm	1005781	218.00 GBP
		60°	2475lm	1004632	196.00 GBP	2980lm	1005782	218.00 GBP
	3000K	24°	2430lm	1004638	196.00 GBP	3530lm	1005786	218.00 GBP
		36°	2340lm	1004639	196.00 GBP	3490lm	1005787	218.00 GBP
		60°	2400lm	1004640	196.00 GBP	3210lm	1005788	218.00 GBP
	4000K	24°	2675lm	1004646	196.00 GBP	3800lm	1005792	218.00 GBP
		36°	2620lm	1004647	196.00 GBP	3760lm	1005793	218.00 GBP
		60°	2715lm	1004648	196.00 GBP	3460lm	1005794	218.00 GBP



NUMINOS® 3-PH. TRACK
1004083




NUMINOS®
3-phase track system



Discover NUMINOS®
lights for the
48V system on
pages 468-471



NUMINOS® 3-PH. TRACK
1004082



Decorative ring also available in white



⊕













Decorative ring NUMINOS® S	Diameter: 6.2 cm, H: 2 cm	○	1006167	2.00 GBP
Decorative ring NUMINOS® M	Diameter: 8.2 cm, H: 2.4 cm	○	1006168	3.00 GBP
Decorative ring NUMINOS® L	Diameter: 9.65 cm, H: 2.5 cm	○	1006169	3.00 GBP
Decorative ring NUMINOS® XL	Diameter: 11.66 cm H: 2.85 cm	○	1006170	4.00 GBP

Detailed measurements and assembly information can be found on pages 118–119



S 220-240V ~50/60Hz | 250mA
Total wattage: 11W
Material: aluminium/polycarbonate (PC)

M 220-240V ~50/60Hz | 500mA
Total wattage: 20W
Material: aluminium/polycarbonate (PC)

	2700K	24°	985lm	1004074	99.00 GBP	1925lm	1004170	125.00 GBP
		36°	985lm	1004075	99.00 GBP	1935lm	1004171	125.00 GBP
		60°	980lm	1004076	99.00 GBP	1885lm	1004172	125.00 GBP
	3000K	24°	1020lm	1004082	99.00 GBP	1955lm	1004178	125.00 GBP
		36°	1020lm	1004083	99.00 GBP	1970lm	1004179	125.00 GBP
		60°	1020lm	1004084	99.00 GBP	1880lm	1004180	125.00 GBP
	4000K	24°	1100lm	1004090	99.00 GBP	2125lm	1004186	125.00 GBP
		36°	1100lm	1004091	99.00 GBP	2120lm	1004187	125.00 GBP
		60°	1100lm	1004092	99.00 GBP	2060lm	1004188	125.00 GBP
	2700K	24°	985lm	1004362	142.00 GBP	1925lm	1004458	169.00 GBP
		36°	985lm	1004363	142.00 GBP	1935lm	1004459	169.00 GBP
		60°	980lm	1004364	142.00 GBP	1885lm	1004460	169.00 GBP
	3000K	24°	1020lm	1004370	142.00 GBP	1955lm	1004466	169.00 GBP
		36°	1020lm	1004371	142.00 GBP	1970lm	1004467	169.00 GBP
		60°	1020lm	1004372	142.00 GBP	1880lm	1004468	169.00 GBP
	4000K	24°	1100lm	1004378	142.00 GBP	2125lm	1004474	169.00 GBP
		36°	1100lm	1004379	142.00 GBP	2120lm	1004475	169.00 GBP
		60°	1100lm	1004380	142.00 GBP	2060lm	1004476	169.00 GBP
	2700K	24°	985lm	1004078	99.00 GBP	1925lm	1004174	125.00 GBP
		36°	985lm	1004079	99.00 GBP	1935lm	1004175	125.00 GBP
		60°	980lm	1004080	99.00 GBP	1885lm	1004176	125.00 GBP
	3000K	24°	1020lm	1004086	99.00 GBP	1955lm	1004182	125.00 GBP
		36°	1020lm	1004087	99.00 GBP	1970lm	1004183	125.00 GBP
		60°	1020lm	1004088	99.00 GBP	1880lm	1004184	125.00 GBP
	4000K	24°	1100lm	1004094	99.00 GBP	2125lm	1004190	125.00 GBP
		36°	1100lm	1004095	99.00 GBP	2120lm	1004191	125.00 GBP
		60°	1100lm	1004096	99.00 GBP	2060lm	1004192	125.00 GBP
	2700K	24°	985lm	1004366	142.00 GBP	1925lm	1004462	169.00 GBP
		36°	985lm	1004367	142.00 GBP	1935lm	1004463	169.00 GBP
		60°	980lm	1004368	142.00 GBP	1885lm	1004464	169.00 GBP
	3000K	24°	1020lm	1004374	142.00 GBP	1955lm	1004470	169.00 GBP
		36°	1020lm	1004375	142.00 GBP	1970lm	1004471	169.00 GBP
		60°	1020lm	1004376	142.00 GBP	1880lm	1004472	169.00 GBP
	4000K	24°	1100lm	1004382	142.00 GBP	2125lm	1004478	169.00 GBP
		36°	1100lm	1004383	142.00 GBP	2120lm	1004479	169.00 GBP
		60°	1100lm	1004384	142.00 GBP	2060lm	1004480	169.00 GBP



<p>L 220-240V ~50/60Hz 700mA Total wattage: 28W Material: aluminium/polycarbonate (PC)</p>	<p>XL 220-240V ~50/60Hz 900mA Total wattage: 36W Material: aluminium/polycarbonate (PC)</p>
-------------------------------------------------------------------------------------------------------------	--------------------------------------------------------------------------------------------------------------

	2700K	24°	2440lm	1004266	133.00 GBP	3290lm	1005723	142.00 GBP
		36°	2400lm	1004267	133.00 GBP	3250lm	1005724	142.00 GBP
		60°	2475lm	1004268	133.00 GBP	2980lm	1005725	142.00 GBP
	3000K	24°	2430lm	1004274	133.00 GBP	3530lm	1005729	142.00 GBP
		36°	2340lm	1004275	133.00 GBP	3490lm	1005730	142.00 GBP
		60°	2400lm	1004276	133.00 GBP	3210lm	1005731	142.00 GBP
	4000K	24°	2675lm	1004282	133.00 GBP	3800lm	1005735	142.00 GBP
		36°	2620lm	1004283	133.00 GBP	3760lm	1005736	142.00 GBP
		60°	2715lm	1004284	133.00 GBP	3460lm	1005737	142.00 GBP
	2700K	24°	2440lm	1004554	185.00 GBP	3290lm	1005795	202.00 GBP
		36°	2400lm	1004555	185.00 GBP	3250lm	1005796	202.00 GBP
		60°	2475lm	1004556	185.00 GBP	2980lm	1005797	202.00 GBP
	3000K	24°	2430lm	1004562	185.00 GBP	3530lm	1005801	202.00 GBP
		36°	2340lm	1004563	185.00 GBP	3490lm	1005802	202.00 GBP
		60°	2400lm	1004564	185.00 GBP	3210lm	1005803	202.00 GBP
	4000K	24°	2675lm	1004570	185.00 GBP	3800lm	1005807	202.00 GBP
		36°	2620lm	1004571	185.00 GBP	3760lm	1005808	202.00 GBP
		60°	2715lm	1004572	185.00 GBP	3460lm	1005809	202.00 GBP
	2700K	24°	2440lm	1004270	133.00 GBP	3290lm	1005726	142.00 GBP
		36°	2400lm	1004271	133.00 GBP	3250lm	1005727	142.00 GBP
		60°	2475lm	1004272	133.00 GBP	2980lm	1005728	142.00 GBP
	3000K	24°	2430lm	1004278	133.00 GBP	3530lm	1005732	142.00 GBP
		36°	2340lm	1004279	133.00 GBP	3490lm	1005733	142.00 GBP
		60°	2400lm	1004280	133.00 GBP	3210lm	1005734	142.00 GBP
	4000K	24°	2675lm	1004286	133.00 GBP	3800lm	1005738	142.00 GBP
		36°	2620lm	1004287	133.00 GBP	3760lm	1005739	142.00 GBP
		60°	2715lm	1004288	133.00 GBP	3460lm	1005740	142.00 GBP
	2700K	24°	2440lm	1004558	185.00 GBP	3290lm	1005798	202.00 GBP
		36°	2400lm	1004559	185.00 GBP	3250lm	1005799	202.00 GBP
		60°	2475lm	1004560	185.00 GBP	2980lm	1005800	202.00 GBP
	3000K	24°	2430lm	1004566	185.00 GBP	3530lm	1005804	202.00 GBP
		36°	2340lm	1004567	185.00 GBP	3490lm	1005805	202.00 GBP
		60°	2400lm	1004568	185.00 GBP	3210lm	1005806	202.00 GBP
	4000K	24°	2675lm	1004574	185.00 GBP	3800lm	1005810	202.00 GBP
		36°	2620lm	1004575	185.00 GBP	3760lm	1005811	202.00 GBP
		60°	2715lm	1004576	185.00 GBP	3460lm	1005812	202.00 GBP

NUMINOS® ZOOM
1006117



short. Smile while you still have tact



NUMINOS® ZOOM 3-phase track system



M 220-240V ~50/60Hz | 500mA
Total wattage: 20W
Material: aluminium/polycarbonate (PC)



		2700K	15°-60°	680-1650lm	1006108	157.00 GBP
		3000K	15°-60°	750-1800lm	1006110	157.00 GBP
		4000K	15°-60°	780-1900lm	1006112	157.00 GBP
		2700K	15°-60°	680-1650lm	1006114	199.00 GBP
		3000K	15°-60°	750-1800lm	1006116	199.00 GBP
		4000K	15°-60°	780-1900lm	1006118	199.00 GBP
		2700K	15°-60°	680-1650lm	1006109	157.00 GBP
		3000K	15°-60°	750-1800lm	1006111	157.00 GBP
		4000K	15°-60°	780-1900lm	1006113	157.00 GBP
		2700K	15°-60°	680-1650lm	1006115	199.00 GBP
		3000K	15°-60°	750-1800lm	1006117	199.00 GBP
		4000K	15°-60°	780-1900lm	1006119	199.00 GBP



Half-peak divergence adjustable from 15°-60°

Detailed measurements and assembly information can be found on pages 118–119

CONFIGURE YOUR NUMINOS®

SELECT YOUR

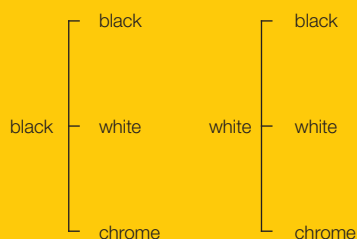
SYSTEM

COLOUR

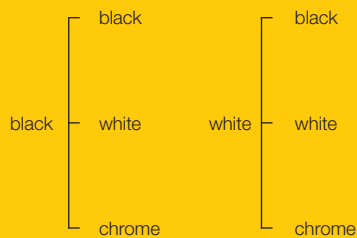
NUMINOS® DL

NUMINOS® MOVE

NUMINOS® GIMBLE



NUMINOS® PROJECTOR



NUMINOS® PD

NUMINOS® CL

NUMINOS® SPOT



NUMINOS® TRACK

NUMINOS® ZOOM



The NUMINOS® lighting system offers constant lighting characteristics and modern design for all uses: hotels and offices to commercial and private spaces. From application to technology to detailed design: one great feature is that the modular downlights and spotlights can be configured exactly as required, depending on the design or space in question. The more multifaceted your project, the more you can benefit from the NUMINOS® lighting system.



SIZE

PERFORMANCE

DIFFUSERS

XS **S** **M** **L** **XL**

- XS** 200mA
Power consumption: 7W
- S** 250mA
Power consumption: 8.6W
- M** 500mA
Power consumption: 17.5W
- L** 700mA
Power consumption: 25.4W
- XL** 1050mA
Power consumption: 37.4W

ELLIPTICAL
Vertically distributed light, reduced glare, perfect for corridor use

PRISMATIC
Wide beam, low glare, perfect for lights at specific distances

XS **S** **M** **L**

- XS** 200 mA
Power consumption: 7W
- S** 250 mA
Power consumption: 8.6W
- M** 500 mA
Power consumption: 17.5W
- L** 700 mA
Power consumption: 25.4W

FROSTED
Wide beam, superior illumination, perfect for low ceilings

HONEYCOMB
Narrow beam, reduced glare, perfect for computer work

Matching drivers can be found on pages 94–95

S **M** **L** **XL**

- S** 250mA
Power consumption: 11W
- M** 500mA
Power consumption: 20W
- L** 700mA
Power consumption: 28W
- XL** 900mA
Power consumption: 36W

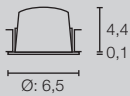
S **M** **L** **XL**

NUMINOS® Zoom only available in size M

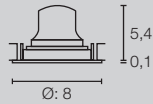
NUMINOS® SIZES

DOWNLIGHTS

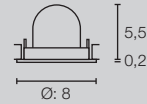
XS



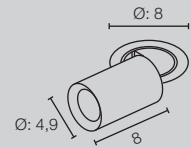
Installation dimensions:
Diameter: 5.5 cm D: 11.0 cm



Installation dimensions:
Diameter: 6.8 cm D: 8 cm

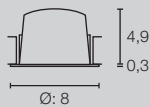


Installation dimensions:
Diameter: 6.8 cm D: 8 cm

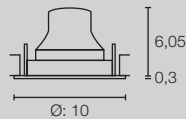


Installation dimensions:
Diameter: 6.8 cm D: 10 cm

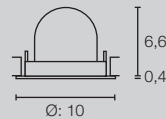
S



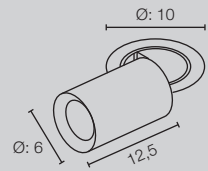
Installation dimensions:
Diameter: 6.8 cm D: 5.5 cm



Installation dimensions:
Diameter: 9 cm D: 8.5 cm

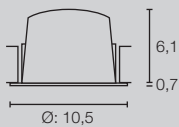


Installation dimensions:
Diameter: 9 cm D: 7 cm

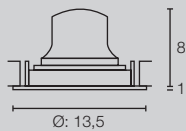


Installation dimensions:
Diameter: 8.8 cm D: 15 cm

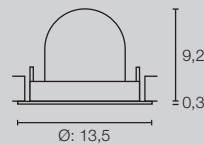
M



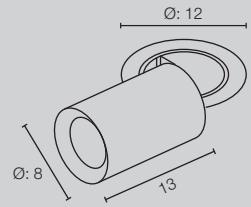
Installation dimensions:
Diameter: 9 cm D: 7.5 cm



Installation dimensions:
Diameter: 12 cm D: 10 cm

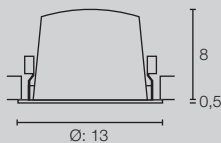


Installation dimensions:
Diameter: 12 cm D: 10 cm

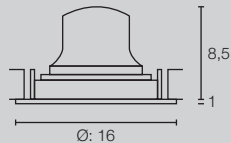


Installation dimensions:
Diameter: 10.5 cm D: 15 cm

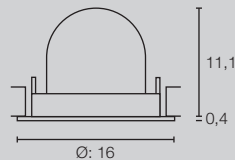
L



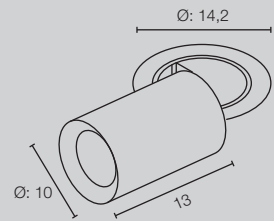
Installation dimensions:
Diameter: 11.7 cm D: 9 cm



Installation dimensions:
Diameter: 14.5 cm D: 10.5 cm

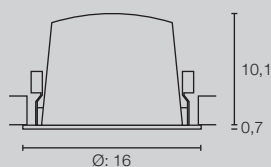


Installation dimensions:
Diameter: 14.5 cm D: 11.5 cm

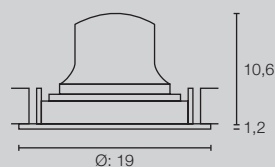


Installation dimensions:
Diameter: 13 cm D: 15 cm

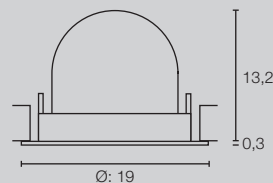
XL



Installation dimensions:
Diameter: 14.5 cm D: 11.5 cm



Installation dimensions:
Diameter: 17.5 cm D: 13 cm



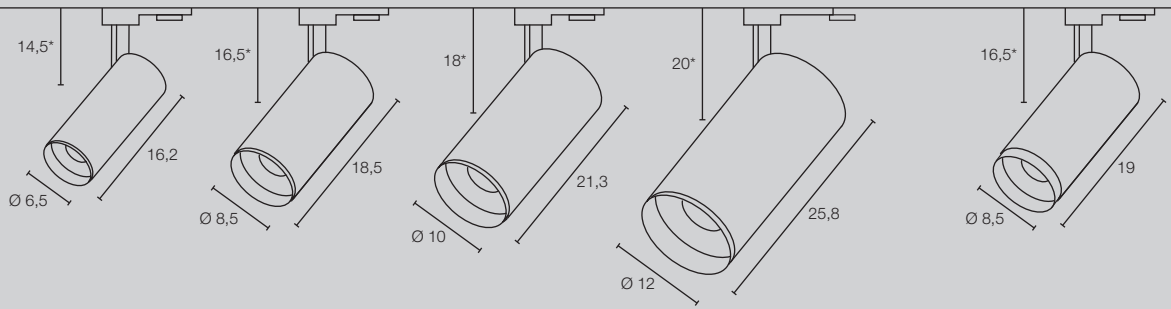
Installation dimensions:
Diameter: 17.5 cm D: 13.5 cm

**NUMINOS®
DL**

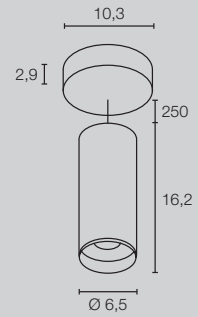
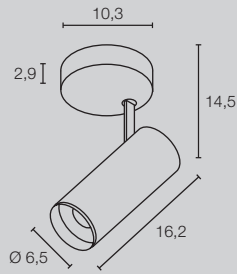
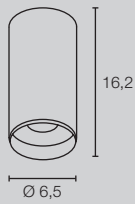
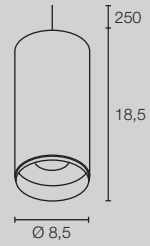
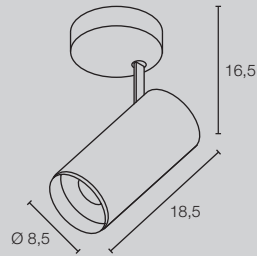
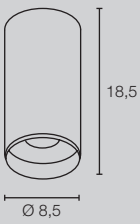
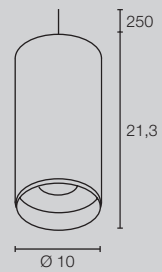
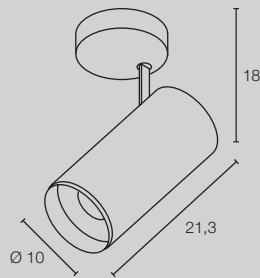
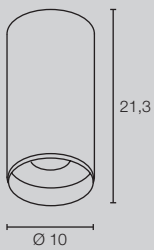
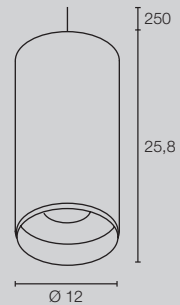
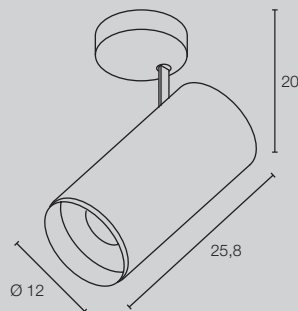
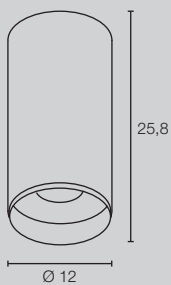
**NUMINOS®
MOVE**

**NUMINOS®
GIMBLE**

**NUMINOS®
PROJECTOR**

S**M****L****XL****M****NUMINOS® TRACK**

* For angles less than 90°

NUMINOS® ZOOM**CEILING AND WALL LIGHTS****S****M****L****XL****NUMINOS®
CL****NUMINOS®
CW****NUMINOS®
PD**

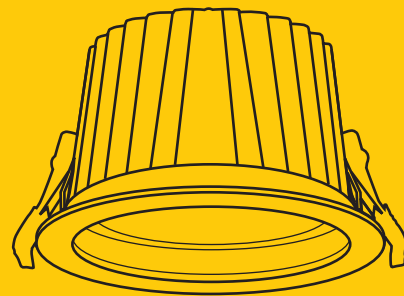
NUMINOS®

DOWN-/SPOTLIGHTS




Discover the
NUMINOS®
Configurator
at slv.com

Available in seven versions
with high-performance LED
module in three light colours
and glare ratings.



Selectable reflectors with
half beam angles of 20°-55°.



Various effect filters available
as accessories.



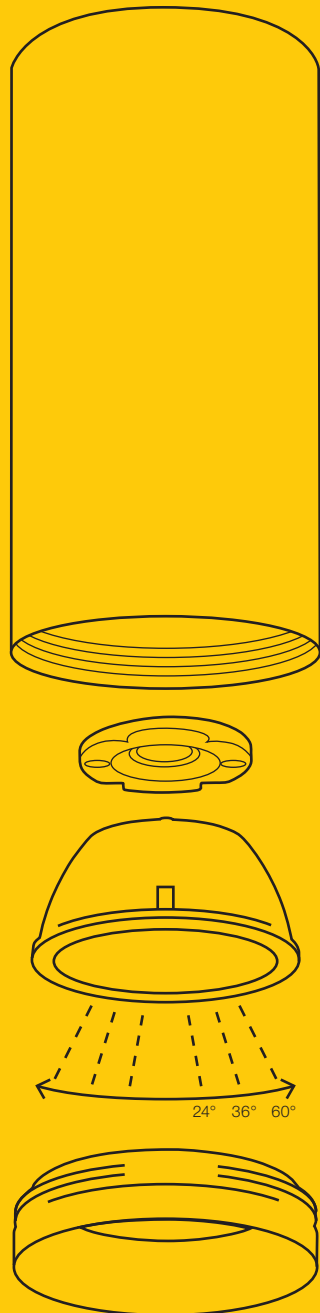
The decorative ring can be
selected as a visible border.



DOWNLIGHTS

NUMINOS® downlights are available as fixed or swivelling versions.

NUMINOS® ONE LIGHTING SYSTEM – A THOUSAND POSSIBILITIES. The freely configurable lighting system that casts a good light on every setting. No two projects are the same. However, many projects demand a coherent lighting and design concept. NUMINOS® is a perfectly coordinated lighting system that harmonises function, design and technology. For planners and doers. For every need. For maximum variety with minimum effort.



Available in three housing sizes with high-power LED module in three light colours.

Thanks to the built-in LED driver, all spotlights are suitable for direct connection to 230V mains voltage.

Choice of lenses with half beam angles of 24°-60°.

The decorative ring can be selected as a visible border.

SPOTLIGHTS

NUMINOS® spotlights are available as swivelling or fixed ceiling spots, pendant lights and as spots for 3-phase track systems.

NEW TRIA®
1007334

COMBINE



GU10 socket or LED module

+



Mounting ring available in black, white, pink gold and aluminium

=





NEW TRIA® Downlight (DL)



NEW



Modular Plug & Play system for maximum flexibility



Outstanding colour rendering index >90



IP65
version

Easy to install thanks to Quick Connector



NEW TRIA® SETS

You'll find out top selling combined sets on pages 132 – 139

LED MODULE FOR 68 AND 75 mm RING INSTALLATION DIAMETER



NEW TRIA® DL, LED module, Phase



220-240V ~50/60Hz
Material: aluminium

	IP20	200mA	8,3W	2700K	705lm	1007381	●	39.00 GBP
				3000K	750lm	1007383	●	39.00 GBP



NEW TRIA® DL, LED module, Phase



220-240V ~50/60Hz
Material: aluminium

	IP20	200mA	8,3W	2700K	705lm	1007382	●	39.00 GBP
				3000K	750lm	1007384	●	39.00 GBP



DIM-TO-WARM MODULE FOR 68 AND 75 mm RING INSTALLATION DIAMETER

NEW TRIA® DL, LED module, DTW, Phase



220-240V ~50/60Hz
Material: aluminium

	IP20	250mA	11W	1800 - 3000K	700lm	1007421	●	49.00 GBP
--	------	-------	-----	--------------	-------	---------	---	-----------



NEW TRIA® DL, LED module, DTW, Phase



220-240V ~50/60Hz
Material: aluminium

	IP20	250mA	11W	1800 - 3000 K	700lm	1007422	●	49.00 GBP
--	------	-------	-----	---------------	-------	---------	---	-----------



DIM-TO-WARM (DTW)

The dim-to-warm feature lets you adjust the colour temperature and brightness of the light. When dimmed, the light changes from a bright, cool-white colour to a warm colour.

All Watt measurements are based on the total wattage.

Detailed measurements and assembly information can be found on pages 128–129



MULTI WATTAGE 3 CCT MODULE FOR 68 AND 75 mm RING INSTALLATION DIAMETER

NEW TRIA® UNIVERSAL DL, LED module, Phase



220-240V ~50/60Hz
Material: aluminium

● ○ IP20 100 - 180mA 4,6 - 8,6W CCT 2500 / 3000 / 4000K 540 / 600 / 600lm 1007431 ● 66.00 GBP



NEW TRIA® UNIVERSAL DL, LED module, Phase



220-240V ~50/60Hz
Material: aluminium

● ○ IP20 100 - 180mA 4,6 - 8,6W CCT 2500 / 3000 / 4000K 540 / 600 / 600lm 1007432 ● 66.00 GBP



GU10 MODULE FOR 68 AND 75 mm RING INSTALLATION DIAMETER

GU10 LED CONNECTION BOX with base



220-240V ~50/60Hz
Material: aluminium

● - IP20 - <10W - - 1007283 ● 6.00 GBP

Matching lamps can be found on page 860



LED MODULE FOR 95 mm RING INSTALLATION DIAMETER

NEW TRIA® DL, LED module, Phase



220-240V ~50/60Hz
Material: aluminium

● ○ IP20 350mA 13,3W 2700K 1130lm 1007409 ● 82.00 GBP
● ○ IP20 350mA 13,3W 3000K 1200lm 1007410 ● 82.00 GBP



NEW TRIA® DL, LED module, Phase



220-240V ~50/60Hz
Material: aluminium







● ○ IP20 350mA 13,3W 2700K 1130lm 1007411 ● 82.00 GBP
● ○ IP20 350mA 13,3W 3000K 1200lm 1007412 ● 82.00 GBP






CHOOSE A MOUNTING RING:



SUITABLE FOR ALL 68/75 INSTALLATION DIAMETER MODULE AND GU10 FITTING

	black			1007332	13.00 GBP	
NEW TRIA® 68 <i>Round ring, GU10/LED module</i>	white	IP20	Diameter: 8.2 cm, H: 2.6 cm	1007333	13.00 GBP	
	pink gold			1007334	22.00 GBP	
	aluminium			1007335	18.00 GBP	
	black			1007329	13.00 GBP	
NEW TRIA® 68 <i>Square ring, GU10/LED module</i>	white	IP20	L: 8.2 cm, W: 8.2 cm, H: 2.6 cm	1007328	13.00 GBP	
	pink gold			1007331	22.00 GBP	
	aluminium			1007330	18.00 GBP	
	black			1007451	14.00 GBP	
NEW TRIA® 68 <i>Round ring, GU10/LED module</i>	white	IP20	Diameter: 8.2 cm, H: 4.4 cm	1007453	14.00 GBP	
	black			1007345	22.00 GBP	
NEW TRIA® 68 <i>Round ring, GU10/LED module</i>	white	IP65	Diameter: 8.2 cm, H: 3.4 cm	1007346	22.00 GBP	
	black			1007347	22.00 GBP	
NEW TRIA® 68 <i>Square ring, GU10/LED module</i>	white	IP65	L: 8.2 cm, W: 8.2 cm, H: 3.4 cm	1007348	22.00 GBP	
	black			1007336	31.00 GBP	
NEW TRIA® 68 <i>Round ring, GU10/LED module with decorative glass cover</i>	white	IP65	Diameter: 8.3 cm, H: 3.6 cm	1007337	31.00 GBP	
	black			1007338	31.00 GBP	
NEW TRIA® 68 <i>Square ring, GU10/LED module with decorative glass cover</i>	white	IP65	L: 8.3 cm, W: 8.3 cm, H: 3.6 cm	1007339	31.00 GBP	
	black			1007343	18.00 GBP	
NEW TRIA® 75 <i>Round ring, GU10/LED module</i>	white	IP20	Diameter: 9.3 cm H: 2.6 cm	1007342	18.00 GBP	
	pink gold			1007344	25.00 GBP	
	aluminium			1007351	21.00 GBP	
	black			1007340	18.00 GBP	
NEW TRIA® 75 <i>Square ring, GU10/LED module</i>	white	IP20	L: 9 cm, W: 9 cm, H: 2.6 cm	1007349	18.00 GBP	
	pink gold			1007341	25.00 GBP	
	aluminium			1007350	21.00 GBP	
	black			1007449	17.00 GBP	
NEW TRIA® 75 <i>Round ring, GU10/LED module Recessed with rim</i>	white	IP20	Diameter: 8.2 cm, H: 4.9 cm	1007450	17.00 GBP	
	black			1007488	13.00 GBP	
NEW TRIA® 75 <i>Round ring, GU10/LED module Recessed</i>	white	IP20	Diameter: 8.2 cm, H: 4.3 cm	1007489	13.00 GBP	
	black			1007631	22.00 GBP	
NEW TRIA® 75 XL <i>Round ring, GU10/LED module</i>	white	IP20	Diameter: 11 cm, H: 2.6 cm	1007630	22.00 GBP	
	pink gold			1007633	30.00 GBP	
	aluminium			1007632	25.00 GBP	
	black			1007635	22.00 GBP	
NEW TRIA® 75 XL <i>Square ring, GU10/LED module</i>	white	IP20	L: 11 cm, W: 11 cm, H: 2.6 cm	1007634	22.00 GBP	
	pink gold			1007637	30.00 GBP	
	aluminium			1007636	25.00 GBP	
	black			1007444	26.00 GBP	

SUITABLE FOR ALL 95 sets MODULE INSTALLATION DIAMETER

	black			1007444	26.00 GBP	
NEW TRIA® 95 <i>Round ring, LED module</i>	white	IP20	Diameter: 11 cm, H: 2.6 cm	1007443	26.00 GBP	
	pink gold			1007447	35.00 GBP	
	aluminium			1007445	30.00 GBP	
	black			1007452	26.00 GBP	
NEW TRIA® 95 <i>Round ring, LED module</i>	white	IP20	Diameter: 10.3 cm H: 5.5 cm	1007454	26.00 GBP	
	black			1007446	26.00 GBP	
NEW TRIA® 95 <i>Square ring, LED module</i>	white	IP20	L: 11 cm, W: 11 cm, H: 2.6 cm	1007448	26.00 GBP	



With decorative glass cover



30° pivot angle



30° rotation and pivot angle



Recessed with rim

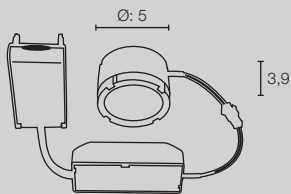


Recessed



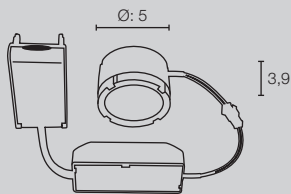
NEW TRIA® SIZES

LED MODULE FOR 68 and 75 mm RING INSTALLATION DIAMETER



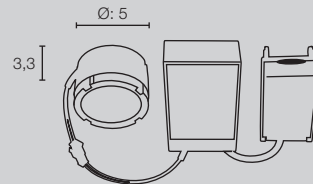
1007381 - 384

NEW TRIA®
DL, LED MODULE, PHASE



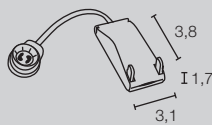
1007421 - 422

NEW TRIA®
DL, LED MODULE, DTW, PHASE



1007431 - 432

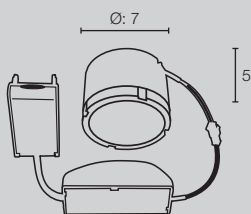
NEW TRIA® UNIVERSAL
DL, LED MODULE, PHASE



1007283

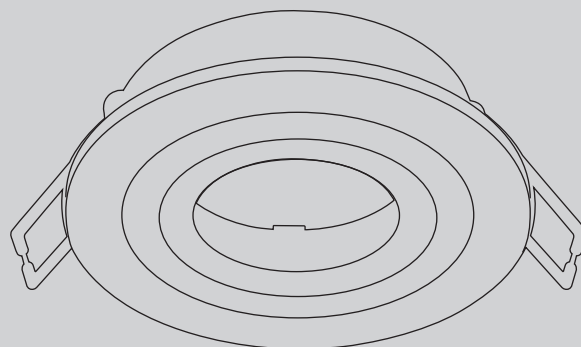
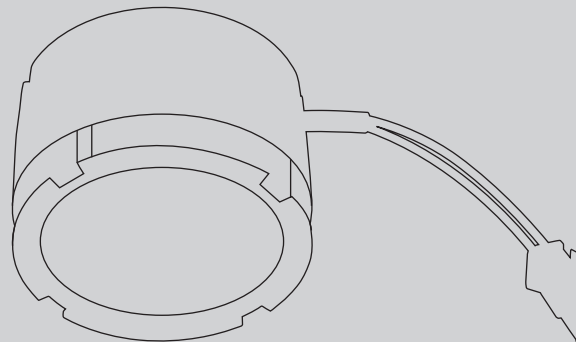
GU10 LED CONNECTION BOX
WITH BASE

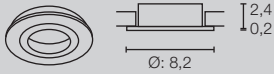
LED MODULE FOR 95 mm
RING INSTALLATION DIAMETER



1007409, 1007410 - 412

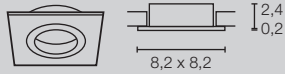
NEW TRIA®
DL, LED MODULE, PHASE





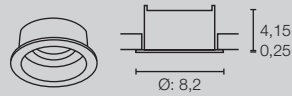
Installation dimensions:
Diameter: 6.8 cm
1007332 - 335

NEW TRIA® 68
ROUND RING, GU10/LED MODULE



Installation dimensions:
Diameter: 6.8 cm
1007328 - 331

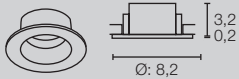
NEW TRIA® 68
SQUARE RING, GU10/LED MODULE



Installation dimensions:
Diameter: 6.8 cm
1007451, 1007453

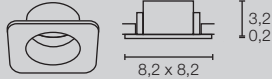
NEW TRIA® 68
ROUND RING, GU10/LED MODULE

IP65
version



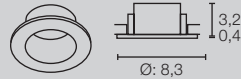
Installation dimensions:
Diameter: 6.8 cm
1007345 - 346

NEW TRIA® 68
ROUND RING, GU10/LED MODULE



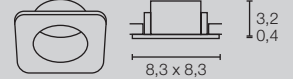
Installation dimensions:
Diameter: 6.8 cm
1007347 - 348

NEW TRIA® 68
SQUARE RING, GU10/LED MODULE



Installation dimensions:
Diameter: 6.8 cm
1007336 - 337

NEW TRIA® 68
ROUND RING, GU10/LED MODULE



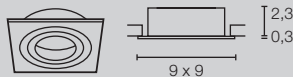
Installation dimensions:
Diameter: 6.8 cm
1007338 - 339

NEW TRIA® 68
SQUARE RING, GU10/LED MODULE



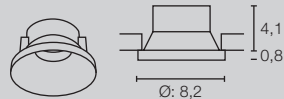
Installation dimensions:
Diameter: 7.5 cm
1007342 - 344, 1007351

NEW TRIA® 75
ROUND RING, GU10/LED MODULE



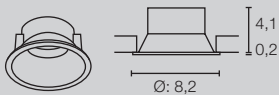
Installation dimensions:
Diameter: 7.5 cm
1007340 - 341, 1007349 - 350

NEW TRIA® 75
SQUARE RING, GU10/LED MODULE



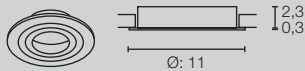
Installation dimensions:
Diameter: 7.5 cm
1007449 - 450

NEW TRIA® 75
ROUND RING, GU10/LED MODULE



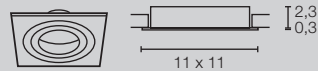
Installation dimensions:
Diameter: 7.5 cm
1007488 - 489

NEW TRIA® 75
ROUND RING, GU10/LED MODULE



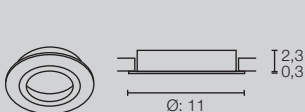
Installation dimensions:
Diameter: 7.5 cm
1007630 - 633

NEW TRIA® 75 XL
ROUND RING, GU10/LED MODULE



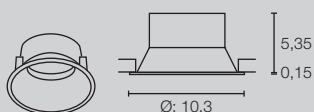
Installation dimensions:
Diameter: 7.5 cm
1007634 - 637

NEW TRIA® 75 XL
SQUARE RING, GU10/LED MODULE



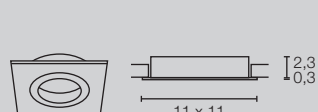
Installation dimensions:
Diameter: 9.5 cm
1007443 - 445, 1007447

NEW TRIA® 95
RING, ROUND, LED MODULE



Installation dimensions:
Diameter: 9.5 cm
1007452, 1007454

NEW TRIA® 95
RING, ROUND, LED MODULE




Installation dimensions:
Diameter: 9.5 cm
1007446, 1007448

NEW TRIA® 95
RING, SQUARE, LED MODULE

CONFIGURE YOUR NEW TRIA®

More modularity for greater flexibility: with the latest NEW TRIA® downlights
The series offers versatile design in a new light. Simply choose the right options
and benefit from rapid installation.

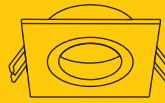
CHOOSE YOUR PREFERRED MOUNTING RING ...

- 1 Use  *pivoting, rotating and pivoting, IP65*
Diameter cutout of 68, 75 or 95 mm
- 2 Colour
black, white, pink gold or aluminium
- 3 round or square

CHOOSE YOUR PREFERRED MODULE ...

- 1 68 / 75 or 95 mm
- 2 Colour temperature
2700K or 3000K, 1800–3000K or CCT 2500 / 3000 / 4000K
- 3 Beam angle
38° / 60°

DONE!



IP20

IP65



Mounting ring



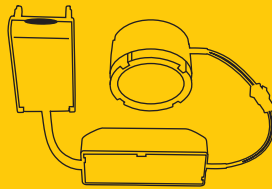
Available as a pivoting, rotating and pivoting, or IP65 version with 68, 75 or 95 mm installation diameter



Available in black, white, pink gold or aluminium



Available in round or square design



LED MODULE



GU10



NEW TRIA® 68

NEW TRIA® 75

NEW TRIA® 95



Colour temperature
2700 / 3000K, DTW 1800–3000K or multi



Beam angle
38° / 60°

NEW TRIA® 68
1007388





NEW TRIA®
Downlight (DL)



NEW

GU10
version



NEW TRIA® 75
DL, round, QPAR51



NEW TRIA® 68
DL, round, Phase

IP65
version



NEW TRIA® 68
DL, square, Phase



NEW TRIA® 75
DL, square, QPAR51

DTW
version



NEW TRIA® 68
DL, round, DTW, Phase

NEW TRIA® SETS

All NEW TRIA® Sets include perfectly matching components for fast and easy installation. Whether dim-to-warm, multi CCT or the GU10 version, you'll be optimally equipped with the NEW TRIA®.

Detailed measurements and assembly information can be found on pages 128–129



COMPLETE SETS (MOUNTING RING + LED MODULE)

NEW TRIA® 68 DL, round, Phase



220-240V ~50/60Hz
Material: aluminium

		IP20	200mA	8,3W	2700K	705lm	1007386	●	47.00 GBP
							1007385	●	47.00 GBP
		IP20	200mA	8,3W	3000K	750lm	1007390	●	47.00 GBP
							1007389	●	47.00 GBP



NEW TRIA® 68 DL, round, Phase



220-240V ~50/60Hz
Material: aluminium

		IP20	200mA	8,3W	2700K	705lm	1007388	●	47.00 GBP
							1007387	●	47.00 GBP
		IP20	200mA	8,3W	3000K	750lm	1007392	●	47.00 GBP
							1007391	●	47.00 GBP



NEW TRIA® 68 DL, square, Phase



220-240V ~50/60Hz
Material: aluminium

		IP20	200mA	8,3W	2700K	705lm	1007394	●	47.00 GBP
							1007393	●	47.00 GBP
		IP20	200mA	8,3W	3000K	750lm	1007398	●	47.00 GBP
							1007397	●	47.00 GBP



NEW TRIA® 68 DL, square, Phase



220-240V ~50/60Hz
Material: aluminium

		IP20	200mA	8,3W	2700K	705lm	1007396	●	47.00 GBP
							1007395	●	47.00 GBP
		IP20	200mA	8,3W	3000K	750lm	1007400	●	47.00 GBP
							1007399	●	47.00 GBP



All Watt measurements are based on the total wattage.
Detailed measurements and assembly information can be found on pages 146–147



NEW TRIA® 68 DL, round, Phase



220-240V ~50/60Hz
Material: aluminium

		IP65	200mA	8,3W	2700K	460lm	1007406	60.00 GBP
		IP65	200mA	8,3W	3000K	530lm	1007405	60.00 GBP
		IP65	200mA	8,3W	3000K	500lm	1007408	60.00 GBP
		IP65	200mA	8,3W	3000K	570lm	1007407	60.00 GBP



DIM-TO-WARM



NEW TRIA® 68 DL, round, DTW, Phase



220-240V ~50/60Hz
Material: aluminium

		IP20	250mA	11W	1800 - 3000K	700lm	1007424	60.00 GBP
		IP20	250mA	11W	1800 - 3000K	700lm	1007423	60.00 GBP



NEW TRIA® 68 DL, round, DTW, Phase



220-240V ~50/60Hz
Material: aluminium

		IP20	250mA	11W	1800 - 3000K	700lm	1007426	60.00 GBP
		IP20	250mA	11W	1800 - 3000K	700lm	1007425	60.00 GBP



NEW TRIA® 68 DL, square, DTW, Phase



220-240V ~50/60Hz
Material: aluminium

		IP20	250mA	11W	1800 - 3000K	700lm	1007428	60.00 GBP
		IP20	250mA	11W	1800 - 3000K	700lm	1007427	60.00 GBP



NEW TRIA® 68 DL, square, DTW, Phase



220-240V ~50/60Hz
Material: aluminium

		IP20	250mA	11W	1800 - 3000K	700lm	1007430	60.00 GBP
		IP20	250mA	11W	1800 - 3000K	700lm	1007429	60.00 GBP





Multi CCT/Multi wattage

NEW TRIA® UNIVERSAL 68 DL, round, Phase



220-240V ~50/60Hz
Material: aluminium

  IP20 100 - 180mA 4,6 - 8,6W CCT 2500 / 3000 / 4000K 540 / 600 / 600lm

1007434 ● 77.00 GBP
1007433 ● 77.00 GBP



NEW TRIA® UNIVERSAL 68 DL, round, Phase



220-240V ~50/60Hz
Material: aluminium

  IP20 100 - 180mA 4,6 - 8,6W CCT 2500 / 3000 / 4000K 540 / 600 / 600lm

1007436 ● 77.00 GBP
1007435 ● 77.00 GBP



NEW TRIA® UNIVERSAL 68 DL, square, Phase



220-240V ~50/60Hz
Material: aluminium

  IP20 100 - 180mA 4,6 - 8,6W CCT 2500 / 3000 / 4000K 540 / 600 / 600lm

1007438 ● 77.00 GBP
1007437 ● 77.00 GBP





NEW TRIA® UNIVERSAL 68 DL, square, Phase



220-240V ~50/60Hz
Material: aluminium



IP20

100 -
180mA

4,6 - 8,6W

CCT
2500 / 3000 / 4000K


540 / 600 / 600lm

1007440 ● 77.00 GBP

1007439 ● 77.00 GBP



NEW TRIA® UNIVERSAL 68 DL, round, Phase



220-240V ~50/60Hz
Material: aluminium



IP65

100 -
180mA

4,6 - 8,6W

CCT
2500 / 3000 / 4000K

370 / 410 / 410lm

430 / 470 / 470lm

1007442 ● 85.00 GBP

1007441 ● 85.00 GBP



NEW TRIA® 75 DL, round, Phase



220-240V ~50/60Hz
Material: aluminium



IP20

200mA

8,3W

2700K

705lm

1007402 ● 55.00 GBP

1007401 ● 55.00 GBP



IP20

200mA

8,3W

3000K

750lm

1007404 ● 55.00 GBP

1007403 ● 55.00 GBP





Complete sets (mounting ring + GU10 version)

NEW TRIA® 68 DL, round, QPAR51



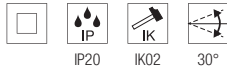
220-240V ~50/60Hz
Material: aluminium

	-	IP20	-	<10W	1xGU10	-
	-	IP20	-	<10W	1xGU10	-
	-	IP20	-	<10W	1xGU10	-

1007369	●	18.00 GBP
1007368	●	18.00 GBP
1007370	●	23.00 GBP



NEW TRIA® 68 DL, square, QPAR51



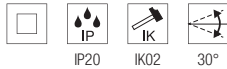
220-240V ~50/60Hz
Material: aluminium

	-	IP20	-	<10W	1xGU10	-
	-	IP20	-	<10W	1xGU10	-
	-	IP20	-	<10W	1xGU10	-

1007372	●	18.00 GBP
1007371	●	18.00 GBP
1007373	●	23.00 GBP



NEW TRIA® 75 DL, round, QPAR51



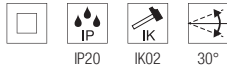
220-240V ~50/60Hz
Material: aluminium

	-	IP20	-	<10W	1xGU10	-
	-	IP20	-	<10W	1xGU10	-
	-	IP20	-	<10W	1xGU10	-

1007375	●	23.00 GBP
1007374	●	23.00 GBP
1007376	●	26.00 GBP



NEW TRIA® 75 DL, square, QPAR51



220-240V ~50/60Hz
Material: aluminium

	-	IP20	-	<10W	1xGU10	-
	-	IP20	-	<10W	1xGU10	-
	-	IP20	-	<10W	1xGU10	-

1007378	●	23.00 GBP
1007377	●	23.00 GBP
1007379	●	26.00 GBP





NEW TRIA® 75 XL
DL, round, QPAR51



220-240V ~50/60Hz
Material: aluminium



IP20

-

<10W

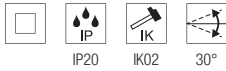
1xGU10

-

1007625	●	27.00 GBP
1007624	●	27.00 GBP
1007626	●	30.00 GBP



NEW TRIA® 75 XL
DL, square, QPAR51



220-240V ~50/60Hz
Material: aluminium



IP20

-

<10W

1xGU10

-

1007628	●	27.00 GBP
1007627	●	27.00 GBP
1007629	●	30.00 GBP



LED GU10
38°, EEF=F, 6kWh/1000h



6W

2700K

450lm


51 mm

1005077

7.00 GBP



NEW TRIA®
113890





NEW TRIA®
Downlight (DL)



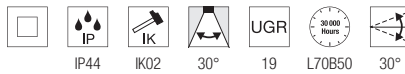
NEW TRIA® 45
DL, round



NEW TRIA® 155
DL, Double



NEW TRIA® 45
DL, round



220-240V ~50/60Hz
Material: aluminium

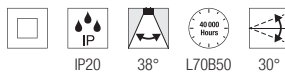


- IP44 700mA 3,4W 3000K 190lm

113970	46.00 GBP
113971	46.00 GBP
113976	52.00 GBP



NEW TRIA® 155
DL, Double



220-240V ~50/60Hz
Material: aluminium



- IP20 350mA 14W 2700K 1160lm

113890	99.00 GBP
113891	99.00 GBP



Detailed measurements and assembly information can be found on pages 146–147

NEW TRIA®
113550





NEW TRIA® Downlight (DL)

**SOCKET
INSIDE**

NEW TRIA® 150
DL, round



NEW TRIA® 150
DL, square



NEW TRIA® 155
DL, Double



NEW TRIA® 300
DL, Double

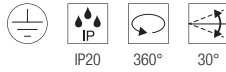


NEW TRIA®
113840





NEW TRIA® 150
DL, round, QPAR111

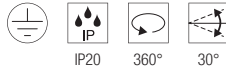


220-240V ~50/60Hz
Material: aluminium

	-	IP20	-	<75W	1xGU10	-	113550	45.00 GBP
							113540	45.00 GBP



NEW TRIA® 150
DL, square, QPAR111

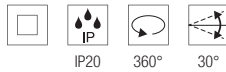


220-240V ~50/60Hz
Material: aluminium

	-	IP20	-	<75W	1xGU10	-	113830	45.00 GBP
							113541	45.00 GBP



NEW TRIA® 155
DL, Double, QPAR51

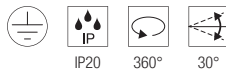


220-240V ~50/60Hz
Material: aluminium

	-	IP20	-	<50W	2xGU10	-	113492	43.00 GBP
							113512	43.00 GBP
							111362	46.00 GBP



NEW TRIA® 300
DL, Double, QPAR111



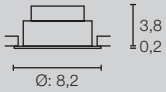
220-240V ~50/60Hz
Material: aluminium

	-	IP20	-	<75W	2xGU10	-	113840	90.00 GBP
							113841	90.00 GBP
							111382	99.00 GBP

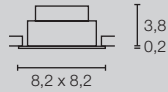


LED GU10 38°, EEK=F, 6kWh/1000h For NEW TRIA® 155		6W	2700K	450lm	51 mm	1005077	7.00 GBP
QPAR111 38°, EEK=F, 8kWh/1000h For NEW TRIA® 150/300		8W	2700K	680lm	-	1005274	27.00 GBP
LED GU10 40°, EEK=G, 8kWh/1000h For NEW TRIA® 150/300		7,3W	2700K	500lm	111 mm	1005294	22.00 GBP
QPAR111 30°, EEK=F, 13kWh/1000h For NEW TRIA® 150/300		12,5W	2700K	950lm	-	1005276	43.00 GBP

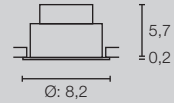
NEW TRIA[®] SIZES



Installation dimensions:
Diameter: 6.8 cm D: 4 cm



Installation dimensions:
Diameter: 6.8 cm D: 4 cm



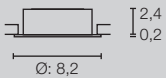
Installation dimensions:
Diameter: 6.8 cm D: 6 cm

IP65
version

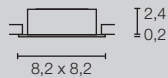
NEW TRIA[®] 68 DL, ROUND, PHASE

NEW TRIA[®] 68 DL, SQUARE, PHASE

NEW TRIA[®] 68 DL, ROUND, PHASE



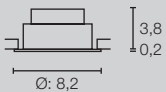
Installation dimensions:
Diameter: 6.8 cm D: 6.5 cm



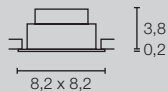
Installation dimensions:
Diameter: 6.8 cm D: 6.5 cm

NEW TRIA[®] 68 DL, ROUND, QPAR51

NEW TRIA[®] 68 DL, SQUARE, QPAR51



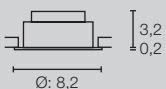
Installation dimensions:
Diameter: 6.8 cm D: 4.5 cm



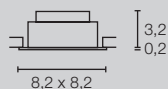
Installation dimensions:
Diameter: 6.8 cm D: 4.5 cm

NEW TRIA[®] 68 DL, ROUND, DTW, PHASE

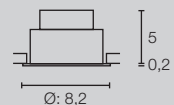
NEW TRIA[®] 68 DL, SQUARE, DTW, PHASE



Installation dimensions:
Diameter: 6.8 cm D: 4 cm



Installation dimensions:
Diameter: 6.8 cm D: 4 cm



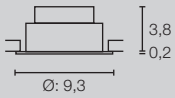
Installation dimensions:
Diameter: 6.8 cm D: 5.5 cm

IP65
version

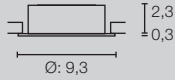
NEW TRIA[®] UNIVERSAL 68 DL, ROUND, PHASE

NEW TRIA[®] UNIVERSAL 68 DL, SQUARE, PHASE

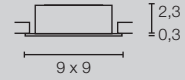
NEW TRIA[®] UNIVERSAL 68 DL, ROUND, PHASE



Installation dimensions:
Diameter: 7.5 cm T: 4 cm



Installation dimensions:
Diameter: 7.5 cm D: 6.5 cm



Installation dimensions:
Diameter: 7.5 cm D: 6.5 cm

NEW TRIA® 75

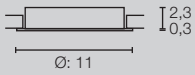
DL, ROUND, PHASE

NEW TRIA® 75

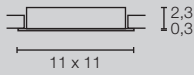
DL, ROUND, QPAR51

NEW TRIA® 75

DL, SQUARE, QPAR51



Installation dimensions:
Diameter: 7.5 cm D: 6.5 cm



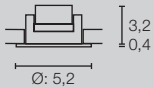
Installation dimensions:
Diameter: 7.5 cm D: 6.5 cm

NEW TRIA® 75 XL

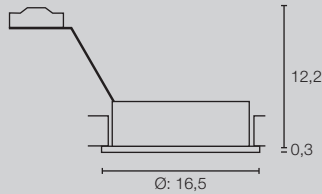
DL, ROUND, QPAR51

NEW TRIA® 75 XL

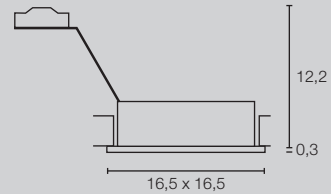
DL, SQUARE, QPAR51



Installation dimensions:
Diameter: 4.5 cm D: 4 cm



Installation dimensions:
Diameter: 15 cm D: 12.5 cm



Installation dimensions:
Diameter: 15 cm D: 12.5 cm

NEW TRIA® 45

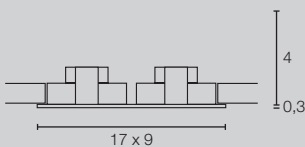
DL, ROUND

NEW TRIA® 150

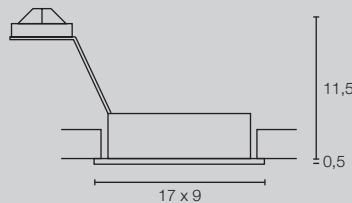
DL, ROUND, QPAR111

NEW TRIA® 150

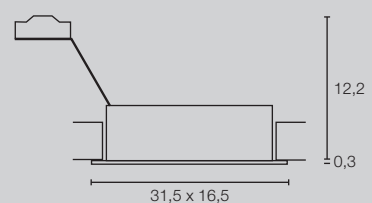
DL, SQUARE, QPAR111



Installation dimensions:
L: 15.5, W: 8 cm D: 4 cm



Installation dimensions:
L: 15 cm, W: 7.8 cm, D: 12.5 cm



Installation dimensions:
L: 30 cm, W: 15.5 cm, D: 12.5 cm

NEW TRIA® 155


DL, DOUBLE

NEW TRIA® 155

DL, DOUBLE, QPAR51

NEW TRIA® 300

DL, DOUBLE, QPAR111



MEDO® PRO 40
1007296

Discover the entire
MEDO® family

NEW



MEDO® PRO CW



MEDO® PRO (DC) CW



MEDO® CW



MEDO® CL



MEDO® RING PD



MEDO® EL



MEDO® PRO

Wall and ceiling lights (CW)



NEW

Suspension kit not included

Also available in prismatic design and particularly glare-free with UGR<19

Outstanding colour rendering index CRI>90

Colour temperature selection via CCT switch (3000/4000K)

The transparent rear diffuses light more indirectly



Easy and fast to install thanks to EasyBase

ATMOSPHERIC LIGHTING

The new MEDO® options let the background radiate too thanks to their indirect light dispersion. This creates a pleasant, even and glare-free lighting in your rooms.

PRISMATIC DESIGN (UGR<19)

MEDO® PRO 30 CW, DALI, UGR<19



220-240V ~50/60Hz
Material: aluminium/polystyrene (PS)

		IP50	250mA	10W	CCT 3000 / 4000K	1250 / 1250lm	1007284 ● 283.00 GBP	
							1007285 ● 283.00 GBP	

MEDO® PRO 30 CW, Phase, UGR<19



220-240V ~50/60Hz
Material: aluminium/polystyrene (PS)

		IP50	250mA	10W	CCT 3000 / 4000K	1250 / 1250lm	1007288 ● 257.00 GBP	
							1007289 ● 257.00 GBP	

MEDO® PRO 40 CW, DALI, UGR<19



220-240V ~50/60Hz
Material: aluminium/polystyrene (PS)

		IP50	500mA	19W	CCT 3000 / 4000K	2400 / 2500lm	1007292 ● 386.00 GBP	
							1007293 ● 386.00 GBP	

MEDO® PRO 40 CW, Phase, UGR<19



220-240 V ~50/60Hz
Material: aluminium/polystyrene (PS)

		IP50	500mA	19W	CCT 3000 / 4000K	2400 / 2500lm	1007296 ● 300.00 GBP	
							1007297 ● 300.00 GBP	



MEDO® PRO 60 CW, DALI, UGR<19



220-240V ~50/60Hz
Material: aluminium/polystyrene (PS)

		IP50	1000mA	39W	CCT 3000 / 4000K	5000 / 5100lm	1007300 ● 600.00 GBP	
							1007301 ● 600.00 GBP	

MEDO® PRO 60 CW, Phase, UGR<19



220-240V ~50/60Hz
Material: aluminium/polystyrene (PS)

		IP50	1000mA	37W	CCT 3000 / 4000K	5000 / 5100lm	1007304 ● 540.00 GBP	
							1007305 ● 540.00 GBP	

MEDO® PRO 90 CL, DALI, UGR<19



220-240V ~50/60Hz
Material: aluminium/polystyrene (PS)

		IP50	1000mA	75W	CCT 3000 / 4000K	9400 / 9700lm	1007308 ● 1,243.00 GBP	
							1007309 ● 1,243.00 GBP	

MEDO® PRO 90 CL, Phase, UGR<19



220-240V ~50/60Hz
Material: aluminium/polystyrene (PS)

		IP50	1000mA	74W	CCT 3000 / 4000K	9400 / 9700lm	1007312 ● 1,072.00 GBP	
							1007313 ● 1,072.00 GBP	



OPAL DESIGN (UGR<25)

MEDO® PRO 30 CW, DALI



220-240V ~50/60Hz
Material: aluminium/polystyrene (PS)

		IP50	250mA	10W	CCT 3000 / 4000K	1350 / 1350lm	1007286 ● 283.00 GBP	
							1007287 ● 283.00 GBP	

MEDO® PRO 30 CW, Phase



220-240V ~50/60Hz
Material: aluminium/polystyrene (PS)

		IP50	250mA	10W	CCT 3000 / 4000K	1350 / 1350lm	1007290 ● 257.00 GBP	
							1007291 ● 257.00 GBP	

MEDO® PRO 40 CW, DALI



220-240V ~50/60Hz
Material: aluminium/polystyrene (PS)

		IP50	500mA	19W	CCT 3000 / 4000K	2650 / 2650lm	1007294 ● 386.00 GBP	
							1007295 ● 386.00 GBP	

MEDO® PRO 40 CW, Phase



220-240V ~50/60Hz
Material: aluminium/polystyrene (PS)

		IP50	500mA	19W	CCT 3000 / 4000K	2650 / 2650lm	1007298 ● 300.00 GBP	
							1007299 ● 300.00 GBP	



Detailed measurements and assembly information can be found on pages 174–175



MEDO® PRO 60 CW, DALI



220-240V ~50/60Hz
Material: aluminium/polystyrene (PS)

		IP50	1000mA	39W	CCT 3000 / 4000K	5450 / 5500lm	1007302 ● 600.00 GBP	
							1007303 ● 600.00 GBP	

MEDO® PRO 60 CW, Phase



220-240V ~50/60Hz
Material: aluminium/polystyrene (PS)

		IP50	1000mA	37W	CCT 3000 / 4000K	5450 / 5500lm	1007306 ● 540.00 GBP	
							1007307 ● 540.00 GBP	

MEDO® PRO 90 CL, DALI



220-240V ~50/60Hz
Material: aluminium/polystyrene (PS)

		IP50	1000mA	75W	CCT 3000 / 4000K	11000 / 11200lm	1007310 ● 1,243.00 GBP	
							1007311 ● 1,243.00 GBP	

MEDO® PRO 90 CL, Phase



220-240V ~50/60Hz
Material: aluminium/polystyrene (PS)

		IP50	1000mA	74W	CCT 3000 / 4000K	11000 / 11200lm	1007314 ● 1,072.00 GBP	
							1007315 ● 1,072.00 GBP	



Suspension kit 1.5 m	black	135250	39.00 GBP
	white	135251	39.00 GBP
	grey	135254	39.00 GBP
Suspension kit 5 m	black	1001952	85.00 GBP
	white	1001950	85.00 GBP
	grey	1001951	85.00 GBP

MEDO® PRO 60
1006417 (DC)

MEDO® PRO 40
1006414 (DC)



ATMOSPHERIC LIGHTING

The new MEDO® options let the background radiate too thanks to their indirect light dispersion. This creates a pleasant, even and glare-free lighting in your rooms.

MEDO® PRO

Wall and ceiling lights (CW), DC



NEW

Suspension kit not included



Easy and fast
to install thanks
to EasyBase



With prismatic design
and particularly glare-free
with UGR<19

The transparent rear
diffuses light
more indirectly

Outstanding colour
rendering index CRI>90



EMERGENCY LIGHTING

MEDO PRO DC® lets you benefit from all the technical advantages of the prismatic MEDO® PRO version with UGR<19. Thanks to the integrated, DC-compatible driver, you can rest assured that your lights will still function and guide the way during a power outage.

MEDO® PRO 60
1006417 (DC)

MEDO® PRO 30
1006411 (DC)



Find more
inspiration in
our MEDO®
brochure



MEDO® PRO 30 CW, DALI, UGR<19, DC



220-240V ~50/60Hz
Material: aluminium/polystyrene (PS)

		IP50	250mA	10W	CCT 3000 / 4000K	1250 / 1250lm	1006411 ● 326.00 GBP
							1006412 ● 326.00 GBP



MEDO® PRO 40 CW, DALI, UGR<19, DC



220-240V ~50/60Hz
Material: aluminium/polystyrene (PS)

		IP50	500mA	19W	CCT 3000 / 4000K	2400 / 2500lm	1006414 ● 386.00 GBP
							1006415 ● 386.00 GBP



MEDO® PRO 60 CW, DALI, UGR<19, DC



220-240V ~50/60Hz
Material: aluminium/polystyrene (PS)

		IP50	1000mA	37W	CCT 3000 / 4000K	5000 / 5100lm	1006417 ● 643.00 GBP
							1006418 ● 643.00 GBP



MEDO® PRO 90 CL, DALI, UGR<19, DC



220-240V ~50/60Hz
Material: aluminium/polystyrene (PS)

		IP50	1000mA	75W	CCT 3000 / 4000K	9400 / 9700lm	1006420 ● 1,329.00 GBP
							1006421 ● 1,329.00 GBP



	Suspension kit 1.5 m	black	135250	39.00 GBP			
		white	135251	39.00 GBP			
		grey	135254	39.00 GBP			
	Suspension kit 5m	black	1001952	85.00 GBP			
		white	1001950	85.00 GBP			
		grey	1001951	85.00 GBP			

MEDO® 60
1007322

MEDO® 90
1007325



ATMOSPHERIC LIGHTING

The new MEDO® options let the background radiate too thanks to their indirect light dispersion. This creates a pleasant, even and glare-free lighting in your rooms.

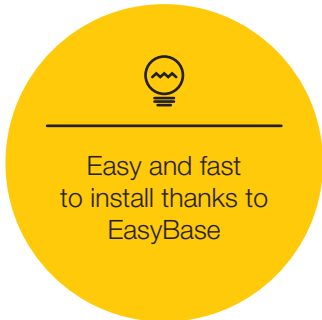


MEDO®
Wall and ceiling lights (CW)



NEW

Suspension kit not included



Outstanding colour rendering index CRI>90

Colour temperature selection via CCT switch (2700/3000/4000K)

The transparent rear diffuses light more indirectly



MEDO® 30
1007317





MEDO® 30 CW, Phase



220-240V ~50/60Hz
Material: aluminium/polystyrene (PS)



IP50 250mA 12W CCT 2700 / 3000 / 4000K 1050 / 1100 / 1200lm

1007316	●	228.00 GBP
1007317	●	228.00 GBP
1007318	●	228.00 GBP



MEDO® 40 CW, Phase



220-240V ~50/60Hz
Material: aluminium/polystyrene (PS)



IP50 500mA 20W CCT 2700 / 3000 / 4000K 2100 / 2200 / 2350lm

1007319	●	253.00 GBP
1007320	●	253.00 GBP
1007321	●	253.00 GBP



MEDO® 60 CW, Phase



220-240V ~50/60Hz
Material: aluminium/polystyrene (PS)



IP50 1000mA 39W CCT 2700 / 3000 / 4000K 4050 / 4250 / 4550lm

1007322	●	480.00 GBP
1007323	●	480.00 GBP
1007324	●	480.00 GBP



MEDO® 90 CL, Phase



220-240V ~50/60Hz
Material: aluminium/polystyrene (PS)



IP50 1000mA 79W CCT 2700 / 3000 / 4000K 8300 / 8700 / 9350m

1007325	●	943.00 GBP
1007326	●	943.00 GBP
1007327	●	943.00 GBP



Suspension kit 1.5 m	black	135250	39.00 GBP
	white	135251	39.00 GBP
	grey	135254	39.00 GBP
Suspension kit 5 m	black	1001952	85.00 GBP
	white	1001950	85.00 GBP
	grey	1001951	85.00 GBP

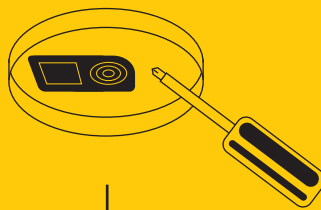
MEDO®:

HOW TO INSTALL

The new MEDO® versions are all easy and quick to install thanks to our EasyBase. Use the EasyBase directly as a template for your drill holes and wire it straight after fixing in place. Next, simply select the colour temperature using the CCT switch on the light, look for the green markings and easily click the light into place.

CEILING LIGHTS

Screw EasyBase to the ceiling

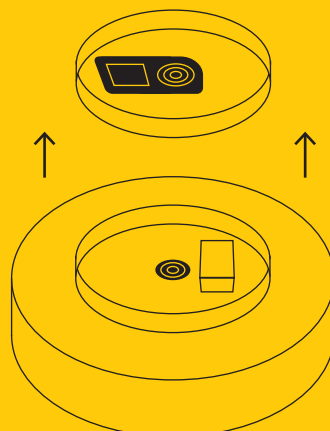


Wire EasyBase



Select the colour temperature using the CCT switch on the light, look for the green markings

MEDO® 60 and MEDO® 90 are also attached using the safety chain provided





Easy and fast
to install thanks to
EasyBase


RECESSED LIGHTS FRAMELESS

RECESSED LIGHTS MOUNTING FRAME


Place recessed fixing kit in the ceiling




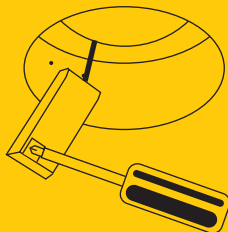
Position and secure mounting plates



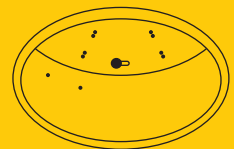
Screw mounting plate to the ceiling
and fill in the ceiling



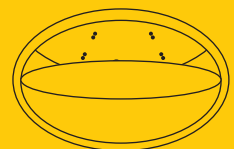
Connect LED driver




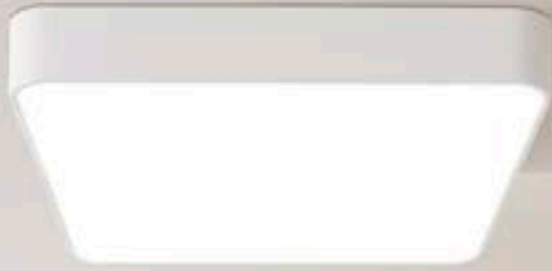
Insert LED module and select colour
temperature via the CCT switch



Replace cover



MEDO® 60
1002882






MEDO®
Ceiling lights (CL)



Suspension kit not included



MEDO® 60
CL, Square, 1-10V



220-240V ~50/60Hz
Material: aluminium/acrylic

		IP20	1000mA	39W	3000K	3800lm	1000726	428.00 GBP	
--	--	------	--------	-----	-------	--------	---------	------------	--

MEDO® 60
CL, Square, DALI



220-240V ~50/60Hz
Material: aluminium/acrylic

		IP20	1000mA	39W	3000K	3800lm	1002882	471.00 GBP	
--	--	------	--------	-----	-------	--------	---------	------------	--

	black	135250	39.00 GBP
Suspension kit 1.5 m	white	135251	39.00 GBP
	grey	135254	39.00 GBP
	black	1001952	85.00 GBP
Suspension kit 5 m	white	1001950	85.00 GBP
	grey	1001951	85.00 GBP

Detailed measurements and assembly information can be found on pages 174–175



MEDO® RING 60
133840

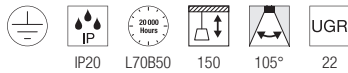


MEDO® RING Pendant lights (PD)



MEDO® RING
in sizes 60 and 90

MEDO® RING 60 PD, 1-10V



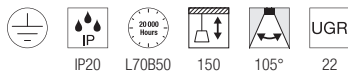
220-240V ~50/60Hz
Material: aluminium/polymethylacrylate (PMMA)

		IP20	700mA	33W	3000K	2200lm
--	--	------	-------	-----	-------	--------

133840	600.00 GBP
133841	600.00 GBP



MEDO® RING 90 PD, 1-10V



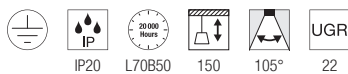
220-240V ~50/60Hz
Material: aluminium/polymethylacrylate (PMMA)

		IP20	1200mA	56W	3000K	4900lm
--	--	------	--------	-----	-------	--------

133850	746.00 GBP
133851	746.00 GBP



MEDO® RING 60 PD, DALI




220-240V ~50/60Hz
Material: aluminium/polymethylacrylate (PMMA)

		IP20	700mA	34W	3000K	2200lm
--	--	------	-------	-----	-------	--------

1002890	626.00 GBP
1002891	626.00 GBP



MEDO® 60
1001907





MEDO®
Recessed lights (EL)



MEDO® 30, 40 and 60
RL, frameless



Colour temperature
selection via CCT switch
(3000/4000K)

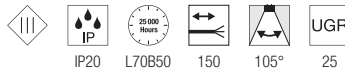


MEDO® 30, 40 and 60
RL, mounting frame



FRAMELESS

MEDO® 30 EL, Frameless

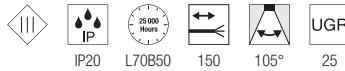


Material: aluminium/polymethylacrylate (PMMA)

○ - IP20 350mA 14W CCT 3000 / 4000K 1500 / 1600lm **1001901 180.00 GBP**



MEDO® 40 EL, Frameless



Material: aluminium/polymethylacrylate (PMMA)

○ - IP20 700mA 28W CCT 3000 / 4000K 3100 / 3300lm **1001902 202.00 GBP**



MEDO® 60 EL, Frameless



Material: aluminium/polymethylacrylate (PMMA)

○ - IP20 1000 / 1050mA 36W CCT 3000 / 4000K 4700 / 5000lm **1001903 428.00 GBP**



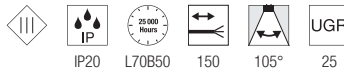
LED drivers are not included and must be ordered separately.
You can find suitable drivers here:





MOUNTING FRAME

MEDO® 30 EL, Mounting frame

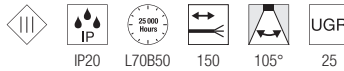


Material: aluminium/polymethylacrylate (PMMA)

○ - IP20 350mA 14W CCT 3000 / 4000K 1500 / 1600lm **1001905 188.00 GBP**



MEDO® 40 EL, Mounting frame

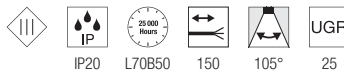


Material: aluminium/polymethylacrylate (PMMA)

○ - IP20 700mA 28W CCT 3000 / 4000K 3100 / 3300lm **1001906 214.00 GBP**



MEDO® 60 EL, Mounting frame



Material: aluminium/polymethylacrylate (PMMA)

○ - IP20 1000 / 1050mA 38W CCT 3000 / 4000K 4700 / 5000lm **1001907 471.00 GBP**



LED DRIVER



LED DRIVER 250-700mA, 1-10V / DALI INCLUDING STRAIN RELIEF MEDO® 30 + 60	white	20W	1-10V / DALI	L: 15 cm, W: 5.2 cm, H: 2.8 cm	1002423 73.00 GBP
LED DRIVER 500-1050mA, 1-10V / DALI INCLUDING STRAIN RELIEF MEDO® 40	white	40W	1-10V / DALI	L: 14.2 cm, W: 4.4 cm, H: 3 cm	1002424 78.00 GBP
LED DRIVER 700mA INCLUDING STRAIN RELIEF MEDO® 40	white	40W	C	L: 14.5 cm, W: 4 cm, H: 3 cm	1005446 39.00 GBP
LED DRIVER 1050mA INCLUDING STRAIN RELIEF MEDO® 30 + 60	white	40W	C	L: 16.6 cm W: 5.2 cm H: 2.4 cm	464804 49.00 GBP
LED DRIVER 700 / 900 / 1000mA INCLUDING STRAIN RELIEF MEDO® 30 + 40 + 60	white	40W	-	L: 12.3 cm, W: 7.9 cm, H: 3 cm	1006120 49.00 GBP

MEDO® OVERVIEW



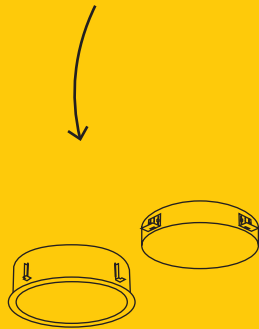
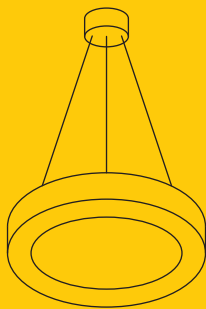
MEDO® PRO
CW

MEDO® PRO (DC)
CW

MEDO®
CW

Sizes	30 40 60 90	30 40 60 90	30 40 60 90
Suspension kit	1.5 5 m (not included)	1.5 5 m (not included)	1.5 5 m (not included)
EasyBase	✓	✓	✓
CCT switch	✓	✓	✓
DALI	✓	✓	-
Phase	C	-	C
1-10V	-	-	-
UGR	19 25	19	22 25
DC	-	✓	-

LED drivers are not included
and must be ordered separately



MEDO®
CL, SQUARE

MEDO® RING
PD


MEDO®
EL, FRAMELESS | MOUNTING FRAME

	60	60	30 40 60
	1.5 5 m (not included)	1.5 m (included)	-
	-	-	-
	-	-	✓
	✓	✓	✓*
	-	-	✓*
	✓	✓	✓*
	22	22	25
	-	-	-

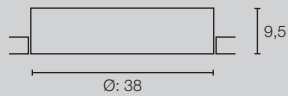
*Requires driver

MEDO® SIZES

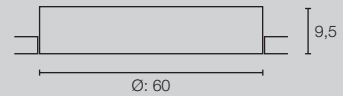
RECESSED LIGHTS



Installation dimensions:
Diameter: 29 cm D: 13 cm

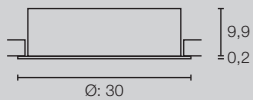


Installation dimensions:
Diameter: 39 cm D: 13 cm



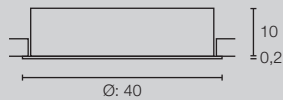
Installation dimensions:
Diameter: 61 cm D: 16 cm

MEDO® 30 EL, FRAMELESS



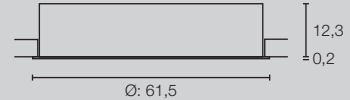
Installation dimensions:
Diameter: 29 cm D: 13 cm

MEDO® 40 EL, FRAMELESS



Installation dimensions:
Diameter: 39 cm D: 13 cm

MEDO® 60 EL, FRAMELESS



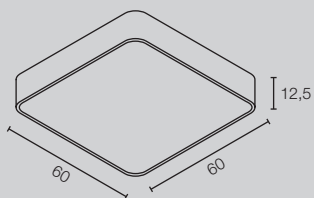
Installation dimensions:
Diameter: 61 cm D: 16 cm

MEDO® 30 EL, MOUNTING FRAME

MEDO® 40 EL, MOUNTING FRAME

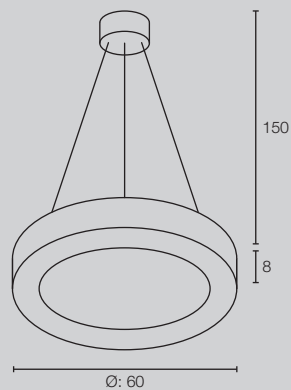
MEDO® 60 EL, MOUNTING FRAME

CEILING LIGHT

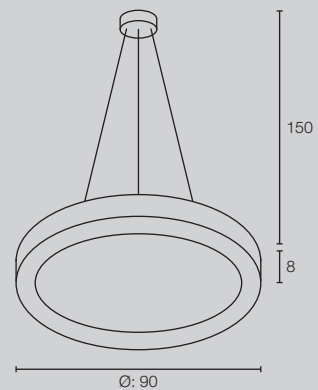


MEDO® 60 CL, SQUARE

PENDANT LIGHTS



MEDO® RING 60 PD

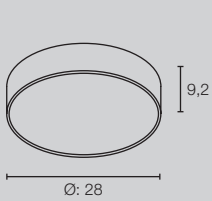


MEDO® RING 90 PD

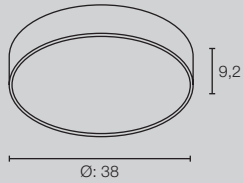


All ceiling lights
can also be used as
pendant lights

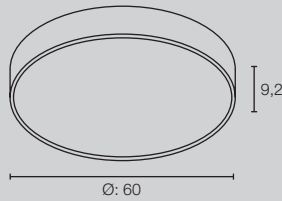
WALL AND CEILING LIGHTS



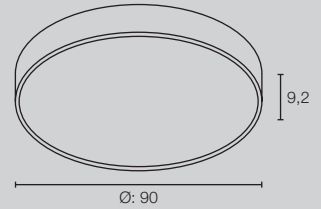
MEDO® PRO 30
CW, DC



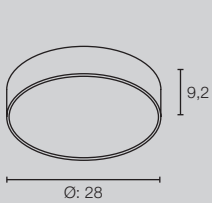
MEDO® PRO 40
CW, DC



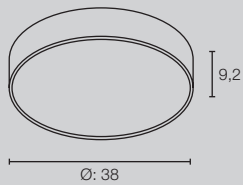
MEDO® PRO 60
CW, DC



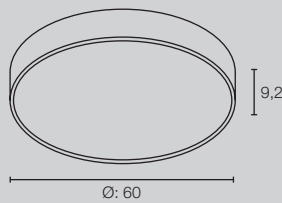
MEDO® PRO 90
CL, DC



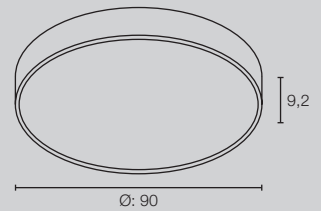
MEDO® PRO 30
CW



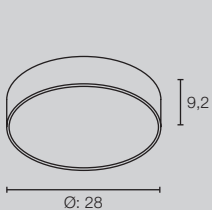
MEDO® PRO 40
CW



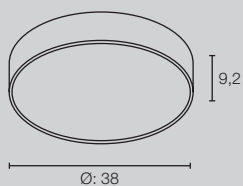
MEDO® PRO 60
CW



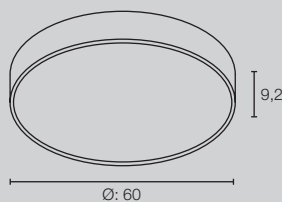
MEDO® PRO 90
CL



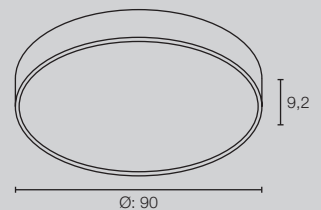
MEDO® 30
CW



MEDO® 40
CW



MEDO® 60
CW





MEDO® 90
CL

LALU®
1007550





LALU®
Pendant lights (PD)



Combine the colours and shapes of the LALU® Pendant lights

LALU®
PD, LED Base, Phase



220-240V ~50/60Hz
Material: aluminium/steel

				IP20	500mA	9,5W	3000K	680lm
--	--	--	--	------	-------	------	-------	-------

1007518		145.00 GBP
1007519		145.00 GBP
1007520		151.00 GBP



LALU®
PD, LED Base, Phase, Recessed



220-240V ~50/60Hz
Material: aluminium/steel

				IP20	500mA	9,5W	3000K	680lm
--	--	--	--	------	-------	------	-------	-------

1007548		128.00 GBP
1007549		128.00 GBP
1007550		133.00 GBP



CHOOSE MATCHING LAMPSHADES



LALU® TETRA 14	black/antique bronze	IP20	Diameter: 14 cm, H: 4.9 cm	1007523	48.00 GBP		
	white/gold			1007522	48.00 GBP		
	antique bronze			1007521	50.00 GBP		
LALU® TETRA 24	black/antique bronze	IP20	Diameter: 24 cm, H: 6.7 cm	1007526	62.00 GBP		
	white/gold			1007525	62.00 GBP		
	antique bronze			1007524	67.00 GBP		
LALU® TETRA 36	black/antique bronze	IP20	Diameter: 36 cm, H: 8.9 cm	1007529	98.00 GBP		
	white/gold			1007528	98.00 GBP		
	antique bronze			1007527	109.00 GBP		
LALU® CONE 15	black/antique bronze	-	Diameter: 15.2 cm, H 17 cm	1007532	49.00 GBP		
	white/gold			1007531	49.00 GBP		
	antique bronze			1007530	56.00 GBP		
LALU® ELYPSE 15	black/antique bronze	-	Diameter: 15 cm, H 1.4 cm	1007535	31.00 GBP		
	white/gold			1007534	31.00 GBP		
	antique bronze			1007533	37.00 GBP		
LALU® ELYPSE 22	black/antique bronze	-	Diameter: 22 cm, H 2.8 cm	1007538	49.00 GBP		
	white/gold			1007537	49.00 GBP		
	antique bronze			1007536	56.00 GBP		
LALU® ELYPSE 33	black/antique bronze	-	Diameter: 3.5 cm L: 8 cm	1007541	77.00 GBP		
	white/gold			1007540	77.00 GBP		
	antique bronze			1007539	82.00 GBP		
LALU® PLATE 15	black/antique bronze	-	Diameter: 15 cm, H 1.5 cm	1007544	37.00 GBP		
	white/gold			1007543	37.00 GBP		
	antique bronze			1007542	39.00 GBP		
LALU® PLATE 22	black/antique bronze	-	Diameter: 22 cm, H 1.5 cm	1007547	48.00 GBP		
	white/gold			1007546	48.00 GBP		
	antique bronze			1007545	51.00 GBP		



MIX & MATCH

LALU®


LALU® TETRA 14

black | 1007523
white | 1007522
antique bronze | 1007521



LALU® CONE 15

black | 1007532
white | 1007531
antique bronze | 1007530



LALU® TETRA 24

black | 1007526
white | 1007525
antique bronze | 1007524



LALU® TETRA 36

black | 1007529
white | 1007528
antique bronze | 1007527



LALU®

PD, LED BASE, PHASE

black | 1007518
white | 1007519
antique bronze | 1007520



LALU®

PD, LED BASE, PHASE, RECESSED

black | 1007548
white | 1007549
antique bronze | 1007550



LALU® ELYPSE 15

black | 1007535
white | 1007534
antique bronze | 1007533



LALU® PLATE 15

black | 1007544
white | 1007543
antique bronze | 1007542



LALU® ELYPSE 22

black | 1007538
white | 1007537
antique bronze | 1007536



LALU® PLATE 22

black | 1007547
white | 1007546
antique bronze | 1007545



LALU® ELYPSE 33

black | 1007541
white | 1007540
antique bronze | 1007539



LALU®

PD, LED BASE, 48V, DALI

black | 1007749
white | 1007748
antique bronze | 1007747



Mix and match products in the LALU® family to suit your taste. Perfectly coordinated, you can mix and match the shapes, sizes and colours or create a setup with multiple lights. Get creative – You can recognise SLV Mix & Match products by the following symbol:



MIX
match

LALU®
1007653





NEW

LALU®
Pendant light (PD)

SOCKET
INSIDE



LALU®
PD, E27



IP20

150

220-240V ~50/60Hz
Material: aluminium

● - IP20 - 10W 1xE27 - 1007658 ● 128.00 GBP



LALU®
Shade, E27 Base

black/antique bronze

antique bronze

Diameter: 33 cm H: 3.5 cm

1007659 ● 128.00 GBP

1007660 ● 145.00 GBP



A60
180°, EEK=F, 8kWh/1000h



7,5W

2700K

720lm

-

1005305

17.00 GBP

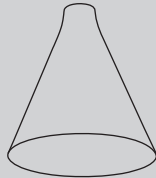
LALU[®] SIZES

PENDANT LIGHTS

MIX
match



LALU[®] TETRA 14
PD, SHADE



LALU[®] CONE 15
PD, SHADE



LALU[®] ELYPSE 15
PD, SHADE



LALU[®] PLATE 15
PD, SHADE



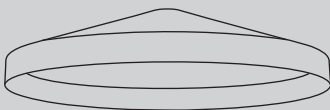
LALU[®] TETRA 24
PD, SHADE



LALU[®] ELYPSE 22
PD, SHADE



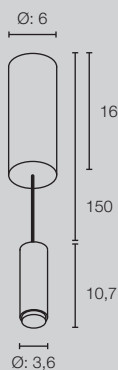
LALU[®] PLATE 22
PD, SHADE



LALU[®] TETRA 36
PD, SHADE



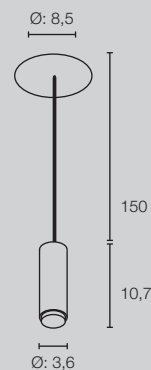
LALU[®] ELYPSE 33
PD, SHADE



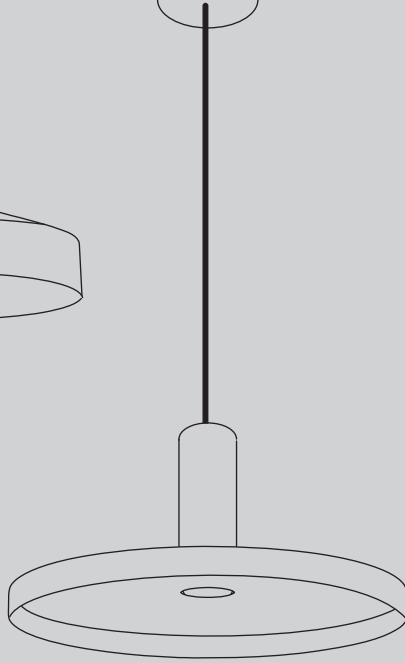
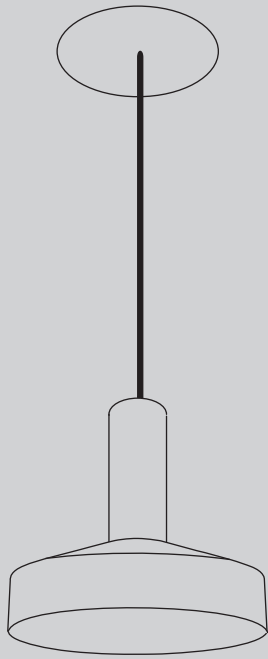
LALU[®]
PD, LED BASE, PHASE

Installation dimensions:
Diameter: 6.8 cm D: 5 cm

LALU[®]
PD, LED BASE, PHASE, RECESSED

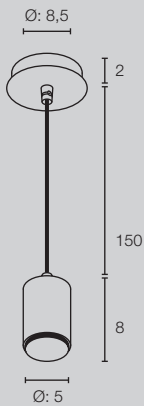


Ø: 3,6

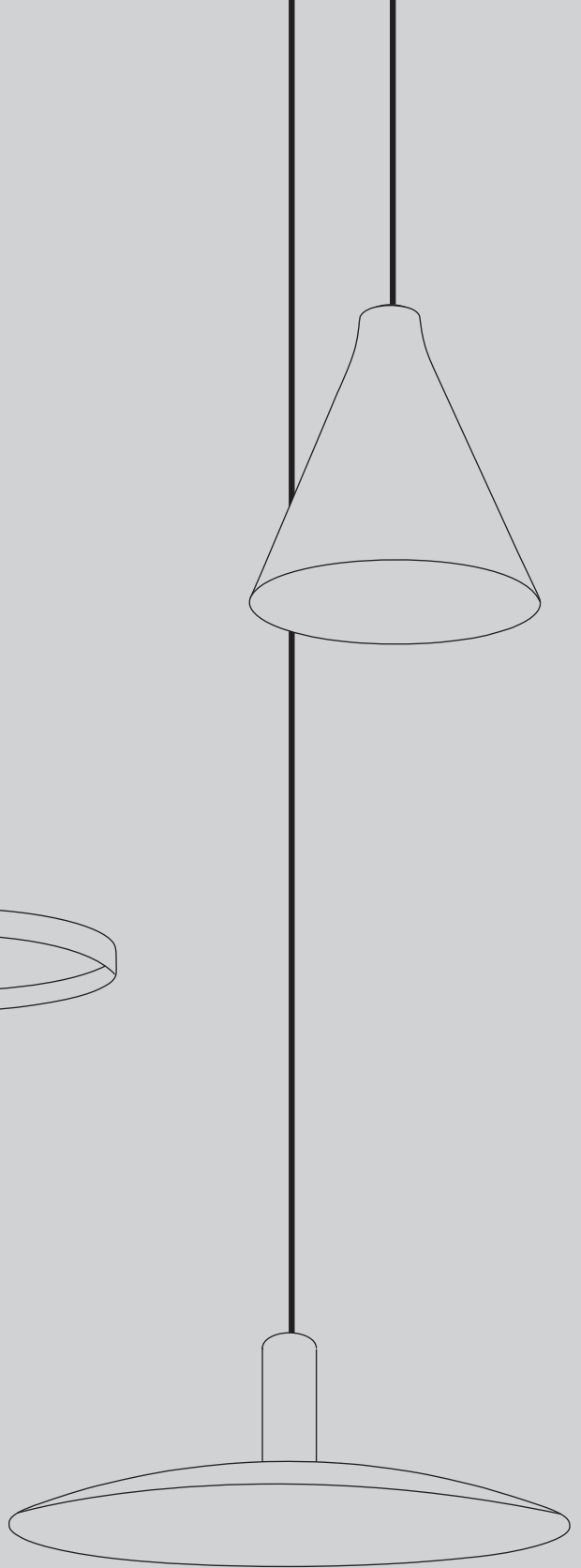


LALU®
PD, SHADE

SOCKET
INSIDE



LALU®
PD, E27



ONE® 60
1005177





ONE®
Pendant lights (PD)



ONE® TRIPLE DALI



ONE® 60 DALI



ONE® DOUBLE
PD DALI UP/DOWN



ONE® CUBE
DALI UP/DOWN

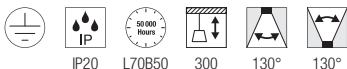
ONE® 60 PD, Dali



220-240V ~50/60Hz
Material: aluminium/steel

	IP20	600mA	24W	CCT 3000 / 4000K	1480 / 1550lm	1002909	363.00 GBP	
						1002910	363.00 GBP	

ONE® 60 PD, Up/Down, Dali



220-240V ~50/60Hz
Material: aluminium/steel

	IP20	600mA	25W	CCT 3000 / 4000K	400 / 410lm	1004761	459.00 GBP	
					800 / 820lm	1004762	459.00 GBP	

ONE® 60 PD, Up/Down, Phase



220-240V ~50/60Hz
Material: aluminium/steel

	IP20	600mA	24W	CCT 2700 / 3000K	410 / 415lm	1004759	416.00 GBP	
						1004760	416.00 GBP	
						1005177	433.00 GBP	

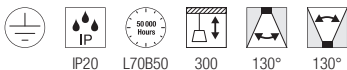
ONE® 80 PD, Dali



220-240V ~50/60Hz
Material: aluminium/steel

	IP20	800mA	32W	CCT 3000 / 4000K	1930 / 2140lm	1002911	407.00 GBP	
						1002912	407.00 GBP	

ONE® 80 PD, Up/Down, Dali

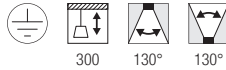


220-240V ~50/60Hz
Material: aluminium/steel

	IP20	800mA	34W	CCT 3000 / 4000K	615 / 635lm	1004763	546.00 GBP	
						1004764	546.00 GBP	



ONE® DOUBLE PD, Up/Down, Dali



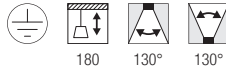
220-240V ~50/60Hz
Material: aluminium/steel

		-	1400mA	55W	CCT 3000 / 4000K	1050 / 1060lm

1004767	953.00 GBP
1004768	953.00 GBP



ONE® DOUBLE PD, Up/Down, Phase



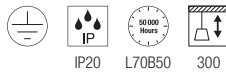
220-240V ~50/60Hz
Material: aluminium/steel

		-	900mA	35W	CCT 2700 / 3000K	615 / 635lm

1004765	710.00 GBP
1004766	710.00 GBP
1005178	728.00 GBP



ONE® TRIPLE PD, Dali



220-240V ~50/60Hz
Material: aluminium/steel

		IP20	1700mA	64W	CCT 3000 / 4000K	4040 / 4200lm
	2.0					

1002913	953.00 GBP
1002914	953.00 GBP



ONE® CUBE PD, Dali



220-240V ~50/60Hz
Material: aluminium/steel

		IP20	1400mA	54W	3000K	4000lm
	2.0	IP20	1400mA	54W	4000K	4300lm

1007661		540.00 GBP
1007662		540.00 GBP
1007663		540.00 GBP
1007664		540.00 GBP



ONE® CUBE PD, Up/Down, Dali



220-240V ~50/60Hz
Material: aluminium/steel

		IP20	2100mA	80W	3000K	UP 2000lm DOWN 4000lm
	2.0	IP20	2100mA	80W	4000K	UP 2200lm DOWN 4300lm

1007665		626.00 GBP
1007666		626.00 GBP
1007671		626.00 GBP
1007672		626.00 GBP



ONE® LINEAR 140
1006190

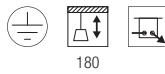




ONE® LINEAR 140

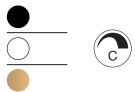
ONE® LINEAR 100

ONE® LINEAR 100
PD, Up/Down, Phase



180

220-240V ~50/60Hz
Material: aluminium/steel



-

600mA

24W

CCT 2700 / 3000K

UP 550 / 580lm
DOWN 670 / 700lm

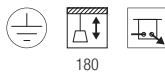
1006185 **268.00 GBP**

1006186 **268.00 GBP**

1006187 **286.00 GBP**

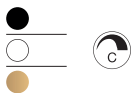


ONE® LINEAR 140
PD, Up/Down, Phase



180

220-240V ~50/60Hz
Material: aluminium/steel



-

900mA

35W

CCT 2700 / 3000K

UP 830 / 860lm
DOWN 980 / 1015lm

1006188 **316.00 GBP**

1006189 **316.00 GBP**

1006190 **333.00 GBP**





Detailed measurements and assembly information can be found on pages 200–201

ONE® 60
1002919




ONE® DOUBLE
1004766





ONE®
Wall and ceiling lights (CW)



ONE® 40
CW, Dali



220-240V ~50/60Hz
Material: aluminium/steel



IP20

350mA

14W

CCT 3000 / 4000K

700 / 730lm

1002915 295.00 GBP
1002917 295.00 GBP



ONE® 60
CW, Dali



220-240V ~50/60Hz
Material: aluminium/steel



IP20

600mA

24W

CCT 3000 / 4000K

1350 / 1430lm

1002918 355.00 GBP
1002919 355.00 GBP

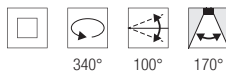


Detailed measurements and assembly information can be found on pages 200–201

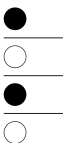


ONE® 40 TRACK
1004769

ONE® 40 TRACK
Track 3Ph, Dali



220-240V ~50/60Hz
Material: aluminium



-	350mA	15,2W	3000K	650lm	1004769	286.00 GBP
-	350mA	15,2W	4000K	670lm	1004770	286.00 GBP
-	350mA	15,2W	4000K	670lm	1004771	286.00 GBP
-	350mA	15,2W	4000K	670lm	1004772	286.00 GBP



Detailed measurements and assembly information can be found on pages 200–201



ONE® 40 TRACK
1004771

ONE® 40 TRACK
Track 3-phase system



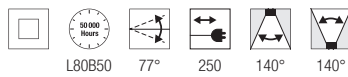
Can be
pivoted 100° and
rotated 340°



ONE®
Floor lamps (FL)



ONE® STRAIGHT
FL, Up/Down



220-240V ~50/60Hz
Material: steel/polycarbonate (PC)



-

24V

22W

CCT 2700 / 3000K

UP 600 / 600lm
DOWN 600 / 600lm

UGR<22

- 1006355 ● 729.00 GBP
- 1006354 ● 729.00 GBP
- 1006353 ● 729.00 GBP




 Luminous flux of
 ring can be individually
 adjusted

NEW

ONE® BOW
FL, Up/Down



220-240V ~50/60Hz
Material: steel/polycarbonate (PC)



-

24V

22W

CCT 2700 / 3000K

UP 600 / 600lm
DOWN 600 / 600lm

UGR<22

- 1006352 ● 1,072.00 GBP
- 1006351 ● 1,072.00 GBP
- 1006350 ● 1,072.00 GBP

Detailed measurements and assembly information can be found on pages 200–201



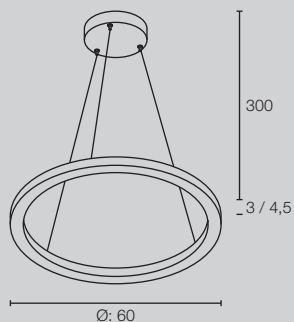
ONE® STRAIGHT
1006353



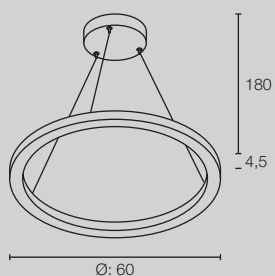
ONE® BOW
1006351

ONE[®] SIZES

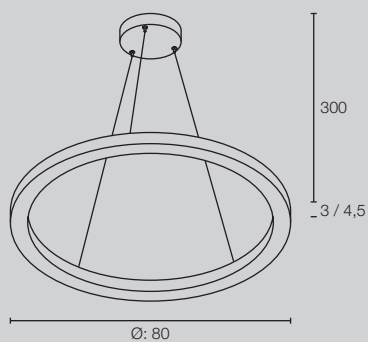
PENDANT LIGHTS



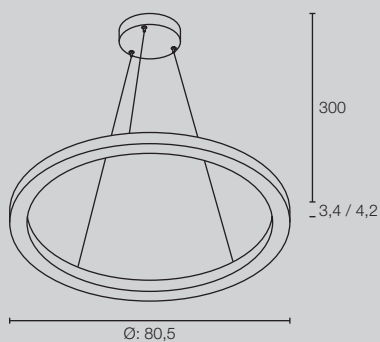
ONE[®] 60 / **ONE[®] 60**
PD, DALI / PD, UP/DOWN, DALI



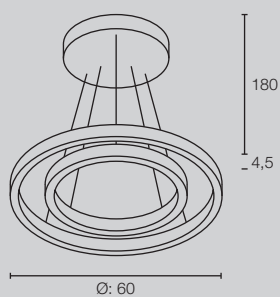
ONE[®] 60
PD, UP/DOWN, PHASE



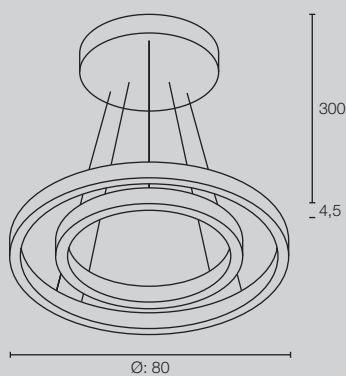
ONE[®] 80 / **ONE[®] 80**
PD, DALI / PD, UP/DOWN, DALI



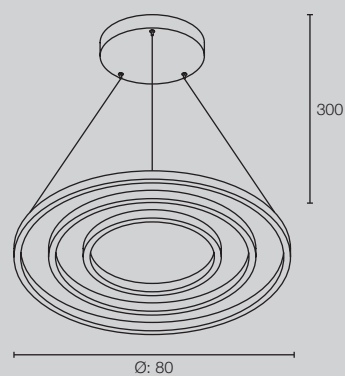
ONE[®] CUBE / **ONE[®] CUBE**
PD, DALI / PD, UP/DOWN, DALI



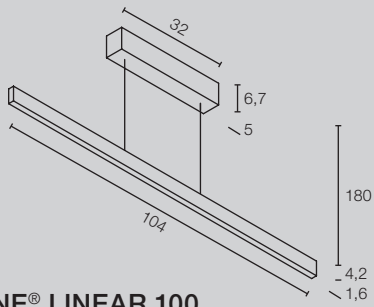
ONE[®] DOUBLE 60
PD, UP/DOWN, DALI



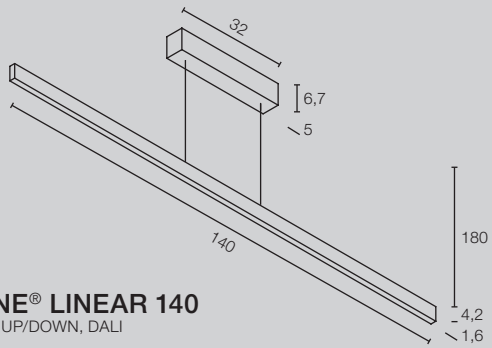
ONE[®] DOUBLE 80
PD, UP/DOWN, DALI



ONE[®] TRIPLE
PD, DALI

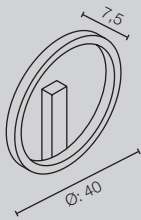


ONE® LINEAR 100
PD, UP/DOWN, DALI

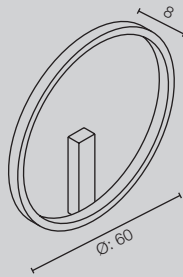


ONE® LINEAR 140
PD, UP/DOWN, DALI

WALL LIGHTS

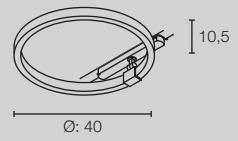


ONE® 40
CW, DALI



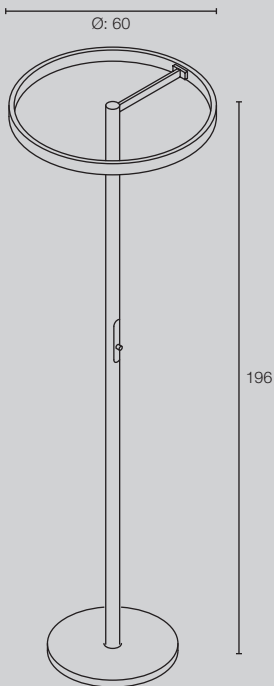
ONE® 60
CW, DALI

TRACK SYSTEM

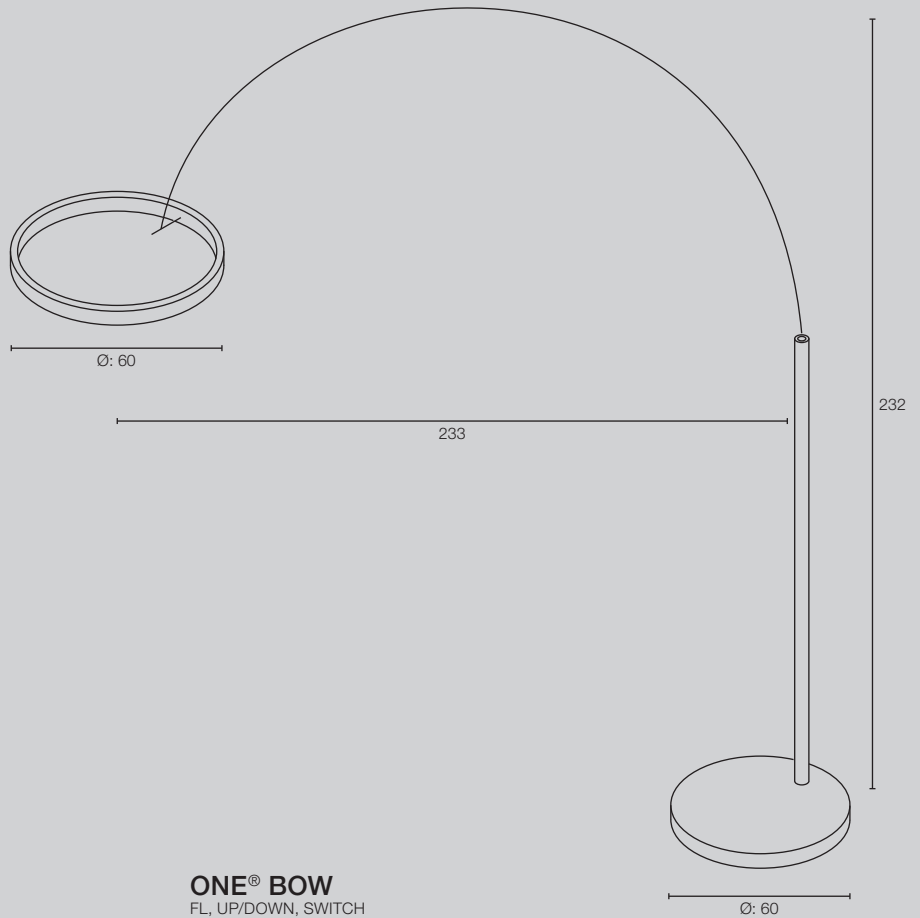


ONE® 40 TRACK
TRACK 3PH, DALI

FLOOR LAMPS



ONE® STRAIGHT
FL, UP/DOWN, SWITCH




ONE® BOW
FL, UP/DOWN, SWITCH



NUMINOS®
can be found
on family pages
82–93

LED



NEW TRIA®
can be found
on family pages
122–147

LED



MEDO®
can be found
on family pages
168–171


LED



NEW

LED

UNIVERSAL
DOWNLIGHT | 205



NEW

LED


UNIVERSAL
DOWNLIGHT | 207



NEW

LED


UNIVERSAL
DOWNLIGHT | 208



NEW

LED


UNIVERSAL
DOWNLIGHT | 209



NEW

LED

KADUX | 213



NEW

LED

KADUX | 213



NEW

LED

KADUX | 213



SCKET

KADUX | 214



SCKET

KADUX | 214



SCKET

KADUX | 214



SCKET

KADUX | 215



SCKET

KADUX | 215



LED

MILANDOS 4 | 217



LED

MILANDOS 6 | 217



LED

MILANDOS 8 | 217



LED

HORN MINI | 218



SCKET

HORN | 219



SCKET

HORN | 219



SCKET

HORN | 219



SCKET

HORN | 220



SCKET

HORN | 220



SCKET

HORN | 220



SCKET

HORN-T | 221



LED

HORN MAGNA | 221




LED

SENER 12 | 223



LED

SENER 18 | 223



LED

SENER 24 | 223



LED

SENER 12 | 225



LED

SENER 18 | 225



LED

SENER 24 | 225



LED

VERLUX | 227




LED

VERLUX | 227



LED

DL 126 | 227



SCKET

PIKA | 228



SCKET

PIKA | 228



LED

OCULUS | 229



LED
OCCULDAS 14 | 230



LED
OCCULDAS 23 | 230



LED
CONTONE® | 231



LED
CONTONE® | 231



LED
H-LIGHT | 232



LED
KARPO 30 | 232



SCKET
PLASTRA | 233



SCKET
PLASTRA | 233



LED
DEKLED | 234



SCKET
VARU | 234



SCKET
DOLIX OUT | 235



SCKET
DOLIX OUT | 235



LED
KAMUELA ECO | 236



LED
KAMUELA ECO | 237



LED
KINI | 237



LED
AKALO D83 | 237



LED
FRAME BASIC SET | 238



LED
FRAME BASIC | 238



LED
FRAME BASIC | 238



LED
FRAME CURVE | 239



LED
FRAME CURVE | 239



LED
QUAD FRAME 9 | 240



LED
NOTAPO S | 241



LED
NOTAPO L | 241



LED
DOWNUNDER PUR 80 | 242



LED
DOWNUNDER PUR 150 | 242



LED
MOBALA | 243



LED
WORO | 243



LED
LED PANEL | 243



LED
PATTA-I | 244



LED
PATTA-I | 244



LED
PATTA-I | 245



LED
PATTA-I | 245




LED
PATTA-F | 246



LED
PATTA-F | 247

1007095 + 1007180 205





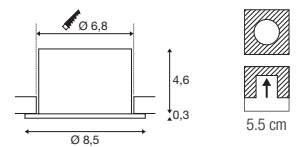
UNIVERSAL DOWNLIGHT Cover, round



Diameter: 8.8 cm
H: 0.35 cm
Material: polycarbonate (PC)

Options	Prod. no.	GBP
● black	1007096	3.00
○ white	1007097	3.00
● gold	1007099	4.00
● matt gold	1007192	4.00
● aluminium	1007098	4.00

UNIVERSAL DOWNLIGHT DL, PHASE



UNIVERSAL DOWNLIGHT Cover, square



L: 8.8 cm
W: 8.8 cm
H: 0.35 cm
Material: polycarbonate (PC)

Options	Prod. no.	GBP
● black	1007180	4.00
○ white	1007181	4.00
● gold	1007183	4.00
● matt gold	1007193	4.00
● aluminium	1007182	4.00



220-240V ~50/60Hz | 60/90mA
Total wattage: 5W/8W
Material: steel

- Material thickness of mounting surface: max. 25 mm



5W	410lm	2700K
	430lm	3000K
	470lm	4000K
	440lm	6500K
8W	560lm	2700K
	610lm	3000K
	680lm	4000K
	640lm	6500K

Options	Prod. no.	GBP
● black	1007095	23.00

1007090 + 1007184 205



WATCH OUT
MONSTER INSIDE



1002



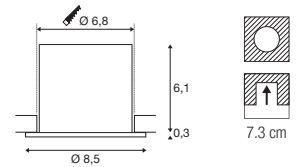
UNIVERSAL DOWNLIGHT Cover, round



Diameter: 8.8 cm
H: 0.35 cm
Material: polycarbonate (PC)

Options	Prod. no.	GBP
● black	1007091	3.00
○ white	1007092	3.00
● gold	1007094	4.00
● matt gold	1007191	4.00
● aluminium	1007093	4.00

UNIVERSAL DOWNLIGHT DL, Move, PHASE

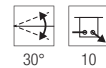


UNIVERSAL DOWNLIGHT Cover, square



L: 8.8 cm
W: 8.8 cm
H: 0.35 cm
Material: polycarbonate (PC)

Options	Prod. no.	GBP
● black	1007184	4.00
○ white	1007185	4.00
● gold	1007187	4.00
● matt gold	1007194	4.00
● aluminium	1007186	4.00



220-240V ~50/60Hz | 60/90mA
Total wattage: 5W/8W
Material: steel

- Material thickness of mounting surface: max. 25 mm


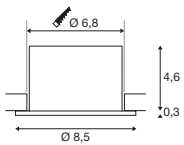


5W	410lm	2700K
	610lm	3000K
	680lm	4000K
	640lm	6500K
8W	560lm	2700K
	610lm	3000K
	680lm	4000K
	640lm	6500K

Options	Prod. no.	GBP
● black	1007090	24.00

UNIVERSAL DOWNLIGHT
DL with Cover, Multipack

1007271 208



IP 20
IP 65

IK02

38°

UGR 28

L70B50

10


220-240V ~50/60Hz | 60/90mA
Total wattage: 5W/8W
Material: steel

- Material thickness of mounting surface:
max. 25 mm



5W	560lm	2700K
	610lm	3000K
	680lm	4000K
	640lm	6500K
8W	560lm	2700K
	610lm	3000K
	680lm	4000K
	640lm	6500K

Options	Prod. no.	GBP
● black	1007271	304.00
○ white	1007272	304.00


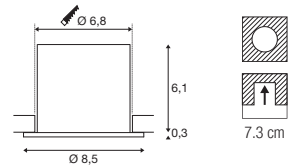




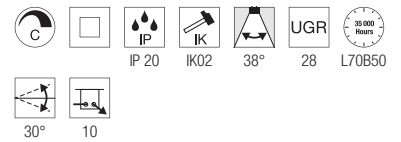
UNIVERSAL DOWNLIGHT
DL with Cover, Multipack



NEW



1007274 209



220-240V ~50/60Hz | 60/90mA
Total wattage: 5W/8W
Material: steel

- Material thickness of mounting surface: max. 25 mm



5W	410lm	2700K
	610lm	3000K
	680lm	4000K
	640lm	6500K
8W	560lm	2700K
	610lm	3000K
	680lm	4000K
	640lm	6500K

Options	Prod. no.	GBP
● black	1007273	309.00
○ white	1007274	309.00

DESIGN YOUR DOWNLIGHT

Unobtrusive and universally applicable: the UNIVERSAL DOWNLIGHT as a rigid and pivoting version are recessed lights that produce a targeted light with their narrow beam angle of 36 degrees. A wide range of colour temperature options (2700/3000/4000/6000K) can be selected via the CCT switch before installation. Natural colour reproduction is achieved with a CRI of over 90. The Quick Connector Box ensures the downlight is quick and easy to install. Complement your universal downlight with the separately available round or square cover, available in black, white, chrome, gold glossy and gold matt.

CHOOSE YOUR FAVOURITE ...

- 1 Version (rigid, pivoting)
- 2 Bezel (black, white, chrome, gold glossy, gold matt)
- 3 Colour temperature (2700, 3000, 4000, 6500K)
- 4 Total wattage (5W, 8W)



DONE!

UNIVERSAL DOWNLIGHT

UNIVERSAL DOWNLIGHT

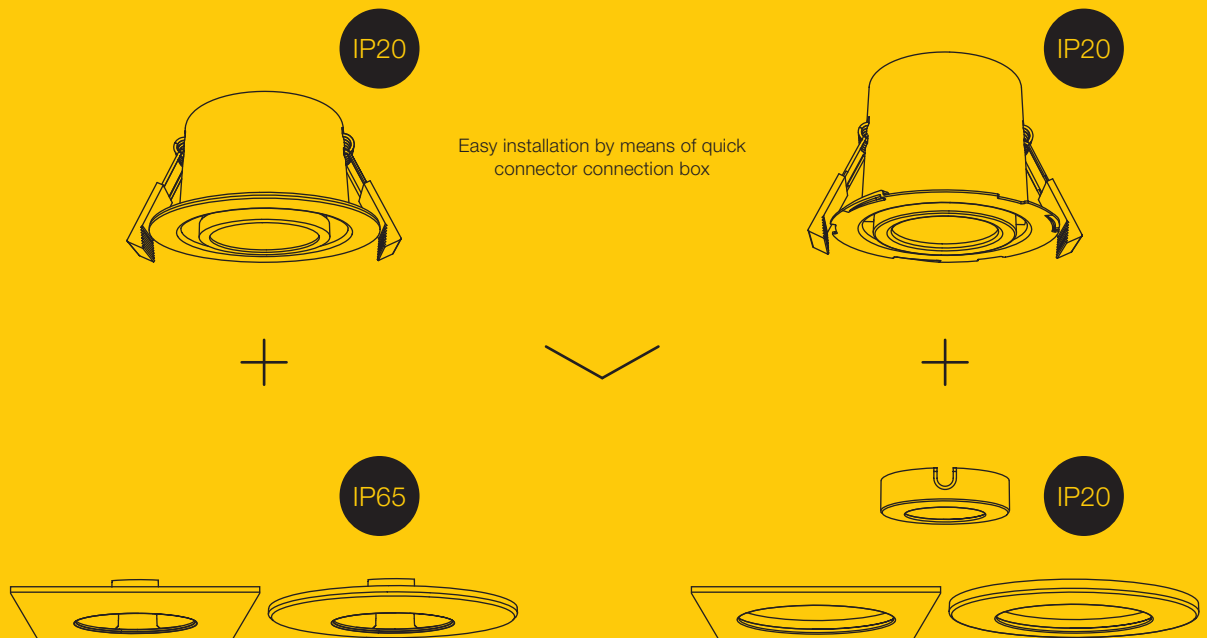


Available as a square or round rigid version

UNIVERSAL DOWNLIGHT MOVE



Available as a square or round pivoting version



Easy installation by means of quick connector connection box

Replaceable bezel in square or round and in the colours black, white, chrome, gold glossy or gold matt

2700K 3000K 4000K 6500K Adjustable colour temperature 2700K 3000K 4000K 6500K

Adjustable total wattage 5W / 8W

High light quality and colour reproduction
thanks to LED with CRI90


1007560 213



1007567 213



1007551 213

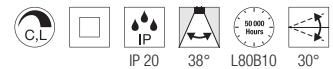
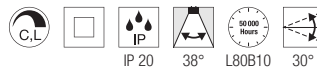
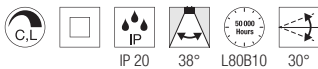
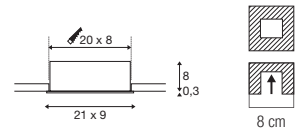
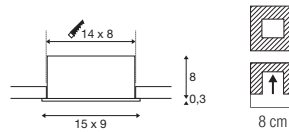
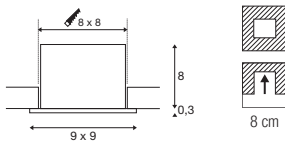




KADUX
DL, single, PHASE

KADUX
DL, double, PHASE

KADUX
DL, triple, PHASE



220-240V ~50/60Hz | 350mA
Total wattage: 7.5W
Material: aluminium/steel

220-240V ~50/60Hz | 350mA
Total wattage: 14W
Material: aluminium/steel

220-240V ~50/60Hz | 350mA
Total wattage: 20W
Material: aluminium/steel

- Spring clips
- Material thickness of mounting surface: max. 30 mm

- Spring clips
- Material thickness of mounting surface: max. 30 mm

- Spring clips
- Material thickness of mounting surface: max. 30 mm



Down 770lm | 3000K

Down 1510lm | 3000K


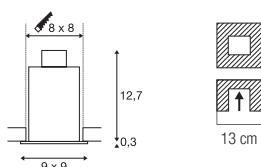
Down 2310lm | 3000K

Options	Prod. no.	GBP
● black	1007551	73.00
○ white	1007552	73.00

Options	Prod. no.	GBP
● black	1007559	138.00
○ white	1007560	138.00

Options	Prod. no.	GBP
● black	1007567	181.00
○ white	1007568	181.00

KADUX
EL, single, QPAR51



220-240V ~50/60Hz
Material: aluminium/steel

- Spring clips
- Material thickness of mounting surface: max. 30 mm



Base: 1xGU10

Options	Prod. no.	GBP
● black	115510	29.00
○ white	115511	29.00


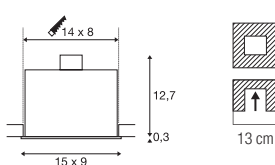


LED GU10 51mm | 6W | 36°
2200-2700K | 360lm | EEK=G



Prod. no.: 1005273 | 9.00 GBP

KADUX
EL, double, QPAR51



220-240V ~50/60Hz
Material: aluminium/steel

- Spring clips
- Material thickness of mounting surface: max. 30 mm



Base: 2xGU10

Options	Prod. no.	GBP
● black	115520	53.00
○ white	115521	53.00

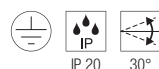
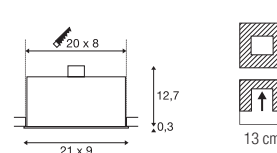


LED GU10 51mm | 6W | 36°
2200-2700K | 360lm | EEK=G



Prod. no.: 1005273 | 9.00 GBP

KADUX
EL, triple, QPAR51



220-240V ~50/60Hz
Material: aluminium/steel

- Spring clips
- Material thickness of mounting surface: max. 30 mm



Base: 3xGU10

Options	Prod. no.	GBP
● black	115530	72.00
○ white	115531	72.00



LED GU10 51mm | 6W | 38°
3000K | 470lm | EEK=F



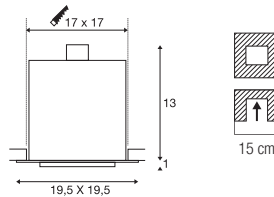
Prod. no.: 1005079 | 7.00 GBP



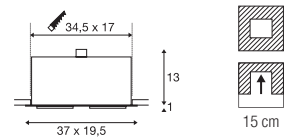
115550

215

KADUX
EL, single, QPAR111



KADUX
EL, double, QPAR111



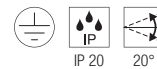
220-240V ~50/60Hz
Material: aluminium/steel

- Spring clips
- Material thickness of mounting surface: max. 25 mm



Base: 1xGU10

Options	Prod. no.	GBP
● black	115540	92.00
○ white	115541	92.00



220-240V ~50/60Hz
Material: aluminium/steel

- Spring clips
- Material thickness of mounting surface: max. 25 mm



Base: 2xGU10

Options	Prod. no.	GBP
● black	115550	141.00
○ white	115551	141.00



115531

214



QPAR111 | 8W | 38°
2700K | 680lm | EEK=F
8kWh/1000h

Prod. no.: 1005274 | 27.00 GBP



QPAR111 | 8W | 38°
2700K | 680lm | EEK=F
8kWh/1000h

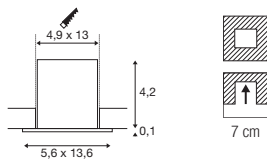
Prod. no.: 1005274 | 27.00 GBP







MILANDOS 4 DL



700mA
Power consumption: 8W
Material: aluminium/polycarbonate (PC)

- Spring clips
- Material thickness of mounting surface: max. 40mm



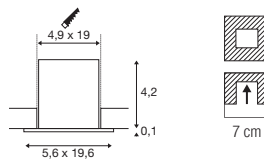
Down	510lm	2700K
	520lm	3000K
	650lm	3000K

Options	Prod. no.	GBP
● black		
510lm 2700K	1005407	163.00
● black		
520lm 3000K	1005408	163.00
○ white		
650lm 3000K	1005410	163.00



Product	Prod. no.	GBP
LED driver 20W 250-700mA 1-10V/DALI dimmable inc. strain relief		
○ white	1002423	73.00
LED driver 10W 700mA dimmable inc. strain relief		
○ white	1007213	31.00

MILANDOS 6 DL



700mA
Power consumption: 12W
Material: aluminium/polycarbonate (PC)

- Spring clips
- Material thickness of mounting surface: max. 40mm



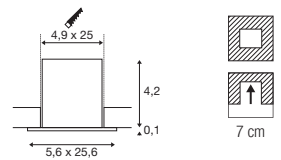
Down	770lm	2700K
	780lm	3000K
	980lm	3000K

Options	Prod. no.	GBP
● black		
770lm 2700K	1005415	182.00
● black		
780lm 3000K	1005416	182.00
○ white		
980lm 3000K	1005418	182.00



Product	Prod. no.	GBP
LED driver 15W 700mA strain relief included		
○ white	1006202	30.00
LED driver 20W 700mA dimmable strain relief included		
○ white	1002423	73.00

MILANDOS 8 DL



700mA
Power consumption: 16W
Material: aluminium/polycarbonate (PC)

- Spring clips
- Material thickness of mounting surface: max. 40mm



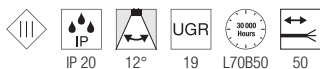
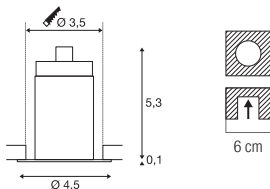
Down	1030lm	2700K
	1040lm	3000K

Options	Prod. no.	GBP
● black		
1030lm 2700K	1005423	223.00
● black		
1040lm 3000K	1005424	223.00



Product	Prod. no.	GBP
LED driver 20W 250-700mA 1-10V/DALI dimmable inc. strain relief		
○ white	1002423	73.00
LED driver 20W 700mA dimmable inc. strain relief		
○ white	1006202	30.00

HORN MINI EL



350mA
Power consumption: 1W
Material: aluminium/polycarbonate (PC)

- Spring clips
- AMP plug included
- Different light colour with golden reflector
- Driver not included



Down 70lm | 2900K
3000K

Options	Prod. no.	GBP
● black 3000K	1000915	35.00
● black/gold 2900K	1000917	38.00
○ white 3000K	1000914	35.00



Product	Prod. no.	GBP
1m cable extension		
○ white	111861	7.00
LED driver 3W 350mA inc. AMP socket		
○ white	1007270	17.00
Connector strip 3 outlets		
● black	111850	12.00

113141 219

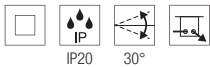
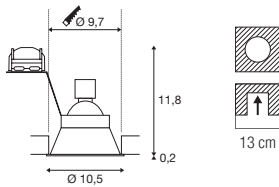


1000914 218





HORN
DL, single, QPAR51



220-240V ~50/60Hz
Material: aluminium

- Spring clips
- Material thickness of mounting surface: max. 30 mm



Base: 1xGU10

Options	Prod. no.	GBP
● black	113140	45.00
○ white	113141	45.00

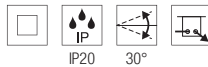
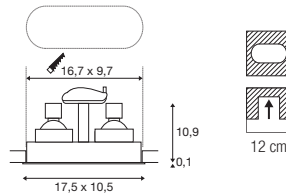


LED GU10 51mm | 6W | 38°
2700K | 450lm | EEK=F
6kWh/1000h



Prod. no.: 1005077 | 7.00 GBP

HORN
DL, double, QPAR51



220-240V ~50/60Hz
Material: aluminium

- Spring clips
- Material thickness of mounting surface: max. 30 mm



Base: 2xGU10

Options	Prod. no.	GBP
● black	1006121	65.00
○ white	1006122	65.00

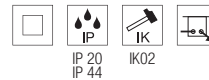
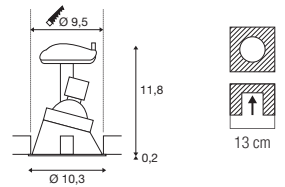


LED GU10 51mm | 6W | 38°
2700K | 450lm | EEK=F
6kWh/1000h



Prod. no.: 1005077 | 7.00 GBP

HORN
DL, single, asymmetric, QPAR51



220-240V ~50/60Hz
Material: aluminium

- Spring clips
- Material thickness of mounting surface: max. 30 mm



Base: 1xGU10

Options	Prod. no.	GBP
● black	113150	49.00
○ white	113151	49.00

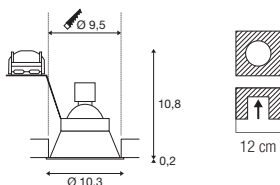


LED GU10 51mm | 6W | 36°
2200-2700K | 360lm | EEK=G
6kWh/1000h



Prod. no.: 1005273 | 9.00 GBP

HORN
DL, single, QPAR51




220-240V ~50/60Hz
Material: aluminium



- Spring clips
- Material thickness of mounting surface: max. 25 mm



Base: 1xGU10

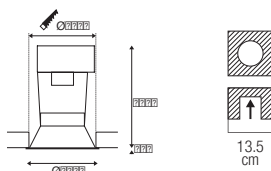
Options	Prod. no.	GBP
● black	113160	45.00
○ white	113161	45.00



 LED GU10 51mm | 6W | 38°
 2700K | 450lm | EEK=F
 6kWh/1000h
 


Prod. no.: 1005077 | 7.00 GBP

HORN
EL, single, QPAR51




220-240V ~50/60Hz
Material: steel



- Spring clips
- Material thickness of mounting surface: max. 45mm



Base: 1xGU10 Max. Ø: 5.1 cm L: 5.4 cm

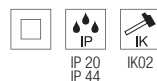
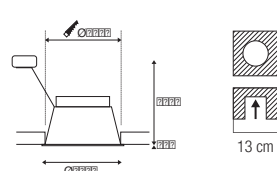
Options	Prod. no.	GBP
● black	112910	24.00
○ white	112911	24.00



 LED GU10 51mm | 6W | 38°
 2700K | 450lm | EEK=F
 6kWh/1000h
 


Prod. no.: 1005077 | 7.00 GBP

HORN
DL, GU10, blower door tested




220-240V ~50/60Hz
Material: aluminium



- The downlight meets the RT2012 standards.
- Material thickness of mounting surface: max. 30 mm



Base: 1xGU10

Options	Prod. no.	GBP
● black	1005435	23.00
○ white	1005436	23.00



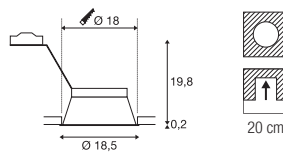
 LED GU10 51mm | 6W | 38°
 2700K | 450lm | EEK=F
 6kWh/1000h
 


Prod. no.: 1005077 | 7.00 GBP

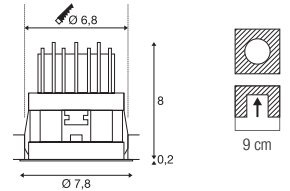


112911 220


**HORN-T
EL, QPAR111**



**HORN MAGNA
EL**



1002592 221



220-240V ~50/60Hz
Material: steel

- Spring clips
- Material thickness of mounting surface: max. 30 mm



Base: 1xGU10

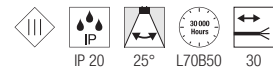
Options	Prod. no.	GBP
● black	113170	60.00
○ white	113171	60.00



QPAR111 | 8W | 38°
2700K | 680lm | EEK=F
8kWh/1000h



Prod. no.: 1005274 | 27.00 GBP



500mA
Power consumption: 9W
Material: aluminium/polycarbonate (PC)

- Different light colour with golden reflector
- Spring clips
- Material thickness of mounting surface: max. 25 mm
- Open cable end



Down
445lm | 3000K
550lm | 570lm

Options	Prod. no.	GBP
● black		
445lm	1002592	65.00
● black/gold		
570lm	1002594	67.00
○ white		
550lm	1002591	65.00



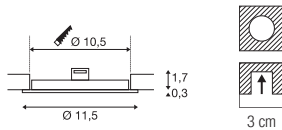
Product	Prod. no.	GBP
LED driver 20W 350mA/500mA PHASE		
○ white	1007227	35.00
LED driver 25W 150-700mA DALI dimmable		
○ white	1007229	61.00
LED driver 21W 500mA strain relief included		
○ white	1007226	26.00

1003010 223





SENSER 12 EL, round



200mA
Power consumption: 6.4 W
Material: aluminium

- Spring clips
- Material thickness of mounting surface: max. 15mm



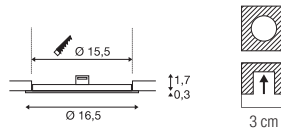
Down 420lm | 3000K
470lm | 4000K

Options	Prod. no.	GBP
○ white 420lm 3000K 6.4W	1003008	26.00
○ white 470lm 4000K 6W	1004694	26.00



Product	Prod. no.	GBP
LED driver 25W 150-700mA DALI dimmable ○ white	1007229	61.00
LED driver 10W 200mA dimmable inc. strain relief ○ white	1007215	31.00

SENSER 18 EL, round



350mA
Power consumption: 10W
Material: aluminium

- Spring clips
- Material thickness of mounting surface: max. 15mm



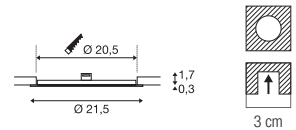
Down 880lm | 3000K
990lm | 4000K

Options	Prod. no.	GBP
○ white 880lm 3000K 10W	1003009	30.00
○ white 990lm 4000K 12W	1004695	30.00



Product	Prod. no.	GBP
LED driver 20W 350mA dimmable ○ white	1007228	35.00
LED driver 25W 150-700mA DALI dimmable ○ white	1007229	61.00

SENSER 24 EL, round



500mA
Power consumption: 13W
Material: aluminium

- Spring clips
- Material thickness of mounting surface: max. 15mm



Down 1200lm | 3000K
1300lm | 4000K

Options	Prod. no.	GBP
○ white 1200lm 3000K	1003010	39.00
○ white 1300lm 4000K	1004696	39.00



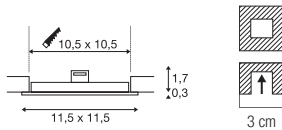
Product	Prod. no.	GBP
LED driver 20W 350mA/500mA PHASE ○ white	1007227	35.00
LED driver 25W 150-700mA DALI dimmable ○ white	1007229	61.00
LED driver 21W 500mA strain relief included ○ white	1007226	26.00

1003011 225





SENSER 12 EL, square



200mA
Power consumption: 6.4 W
Material: aluminium

- Spring clips
- Material thickness of mounting surface: max. 15mm



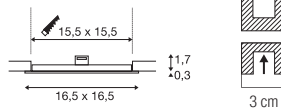
Down 440lm | 3000K | 4000K

Options	Prod. no.	GBP
○ white 3000K	1003011	26.00
○ white 4000K	1004697	26.00



Product	Prod. no.	GBP
LED driver 25W 150-700mA DALI dimmable ○ white	1007229	61.00
LED driver 10W 200mA dimmable inc. strain relief ○ white	1007215	31.00

SENSER 18 EL, square



350mA
Power consumption: 10W
Material: aluminium

- Spring clips
- Material thickness of mounting surface: max. 15mm



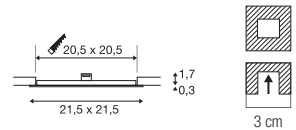
Down 880lm | 4000K | 900lm | 3000K

Options	Prod. no.	GBP
○ white 900lm 3000K 10W	1003012	30.00
○ white 880lm 4000K 12W	1004698	30.00



Product	Prod. no.	GBP
LED driver 20W 350mA dimmable ○ white	1007228	35.00
LED driver 25W 150-700mA DALI dimmable ○ white	1007229	61.00

SENSER 24 EL, square



500mA
Power consumption: 13W
Material: aluminium

- Spring clips
- Material thickness of mounting surface: max. 15mm



Down 1100lm | 3000K | 1240lm | 4000K

Options	Prod. no.	GBP
○ white 1100lm 3000K	1003013	39.00
○ white 1240lm 4000K	1004699	39.00



Product	Prod. no.	GBP
LED driver 20W 350mA/500mA PHASE ○ white	1007227	35.00
LED driver 25W 150-700mA DALI dimmable ○ white	1007229	61.00
LED driver 21W 500mA strain relief included ○ white	1007226	26.00


112682 227



112222 227

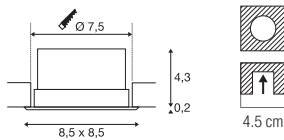


112225 227





VERLUX
EL, square, PHASE



220-240V ~50/60Hz | 500mA
Total wattage: 11W
Material: aluminium/plastic

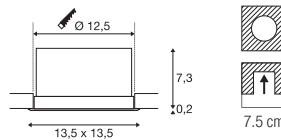
- Spring clips
- Material thickness of mounting surface: max. 20mm



Down 940lm | 3000K

Options	Prod. no.	GBP
<input type="radio"/> white	112682	78.00

VERLUX
EL, square, PHASE



220-240V ~50/60Hz | 500mA
Total wattage: 22W
Material: aluminium/plastic

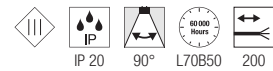
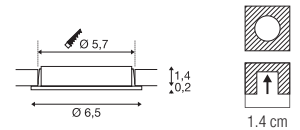
- Spring clips
- Material thickness of mounting surface: max. 25 mm



Down 1800lm | 3000K

Options	Prod. no.	GBP
<input type="radio"/> white	112692	115.00

DL 126
EL



12V DC
Power consumption: 2.8W
Material: aluminium/plastic

- Spring clips



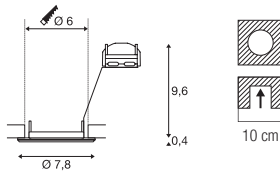
Down 170lm | 3000K

Options	Prod. no.	GBP
<input type="radio"/> white	112221	32.00
<input checked="" type="radio"/> chrome	112222	37.00
<input type="radio"/> grey	112225	32.00



Product	Prod. no.	GBP
LED power supply, 12/20W 24V inc. strain relief		
<input type="radio"/> white	1005381	34.00
LED power supply 15W 12V		
<input type="radio"/> white	1005444	26.00

PIKA
DL, round, QPAR51, rigid



220-240V ~50/60Hz
Material: aluminium

- Spring clips
- Material thickness of mounting surface: max. 13mm



Base: 1xGU10

Options	Prod. no.	GBP
○ white	1000714	11.00
● brass	1000716	16.00
● chrome	1000715	16.00
● grey	1000717	11.00

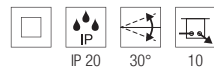
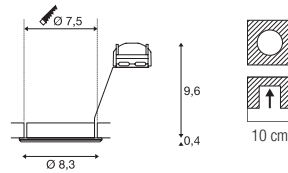


LED GU10 51mm | 6W | 38°
2700K | 450lm | EEK=F
6kWh/1000h



Prod. no.: 1005077 | 7.00 GBP

PIKA
DL, round, QPAR51, pivoting



220-240V ~50/60Hz
Material: aluminium

- Spring clips
- Material thickness of mounting surface: max. 15mm



Base: 1xGU10

Options	Prod. no.	GBP
○ white	1000718	16.00
● brass	1000720	18.00
● chrome	1000719	18.00
● grey	1000721	16.00





LED GU10 51mm | 6W | 38°
2700K | 450lm | EEK=F
6kWh/1000h



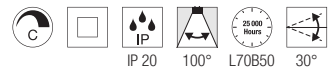
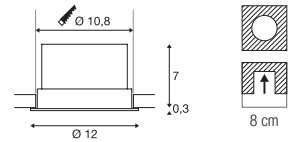
Prod. no.: 1005075 | 7.00 GBP

1000719 228





OCULUS
CL, Move, PHASE




220-240V ~50/60Hz | 250mA
Total wattage: 11W
Material: aluminium/glass

- Spring clips
- Additional frosted lens included
- Material thickness of mounting surface: max. 20mm



Down 36lm | 2000K - 780lm | 3000K

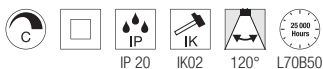
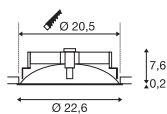
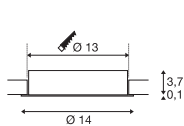
Options	Prod. no.	GBP
● black	1004668	180.00
○ white	1004669	180.00



1004669 229

OCCULDAS 14
EL, indirect, PHASE

OCCULDAS 23
EL, indirect, PHASE



220-240V ~50/60Hz | 350mA
Total wattage: 15W
Material: aluminium/steel

- Spring clips
- Material thickness of mounting surface: max. 20mm



Down 810lm | 3000K

Options	Prod. no.	GBP
○ white	117331	144.00



220-240V ~50/60Hz | 700mA
Total wattage: 23W
Material: aluminium/steel

- Spring clips
- Material thickness of mounting surface: max. 30 mm



Down 1500lm | 3000K

Options	Prod. no.	GBP
○ white	117311	265.00

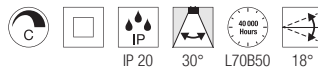
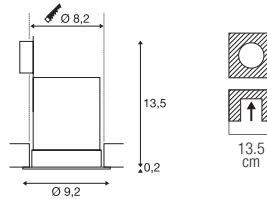
117311

230





CONTONE®
DL, round, adjustable, PHASE



220-240V ~50/60Hz | 350mA
Total wattage: 15W
Material: aluminium

- Spring clips
- Material thickness of mounting surface: max. 25 mm

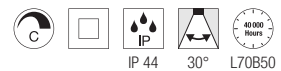
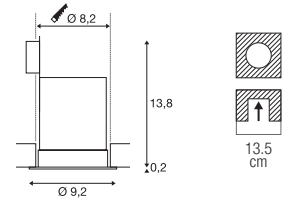


Down 1000lm | 2000-3000K

Options	Prod. no.	GBP
○ white	161271	89.00



CONTONE®
DL, round, rigid, PHASE



220-240V ~50/60Hz | 350mA
Total wattage: 15W
Material: aluminium

- Spring clips
- Material thickness of mounting surface: max. 25 mm



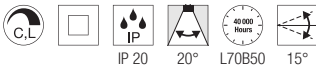
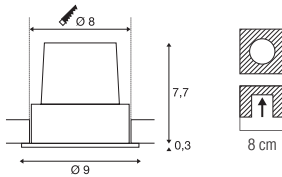
Down 1000lm | 2000-3000K

Options	Prod. no.	GBP
○ white	161291	89.00



161271 231

H-LIGHT
DL, round, PHASE



220-240V ~50/60Hz | 500mA
Total wattage: 11W
Material: aluminium

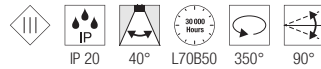
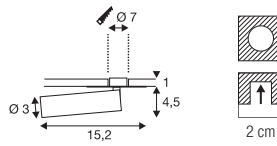
- Spring clips
- Material thickness of mounting surface: max. 30 mm



Down 265lm | 2700K

Options	Prod. no.	GBP
● black	114480	79.00
○ white	114481	79.00

KARPO 30
EL



500mA
Total wattage: 7.5W
Material: aluminium/steel

- Material thickness of mounting surface: max. 12mm. When connecting several lights, make sure that they are connected in series!
- Spring clips
- AMP plug included
- Material thickness of mounting surface: max. 12 mm



Down 450lm | 470lm | 3000K

Options	Prod. no.	GBP
● black		
450lm	152380	108.00
○ white		
470lm	152381	108.00



Product	Prod. no.	GBP
LED driver 20W 350mA/500mA PHASE		
○ white	1007227	35.00
LED driver 25W 150-700mA DALI dimmable		
○ white	1007229	61.00
LED driver 21W 500mA strain relief included		
○ white	1007226	26.00

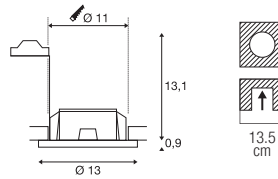




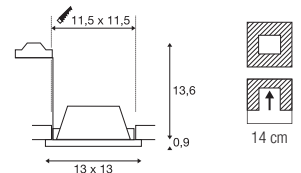
148071 233



PLAISTRA
RL, round, QPAR51



PLAISTRA
RL, square, QPAR51



220-240V ~50/60Hz
Material: plaster/steel

- Spring clips
- Material thickness of mounting surface: max. 25 mm



Base: 1xGU10

Options	Prod. no.	GBP
<input type="radio"/> white	148070	37.00



LED GU10 51mm | 6W | 36°
2200-2700K | 360lm | EEK=G



Prod. no.: 1005273 | 9.00 GBP



220-240V ~50/60Hz
Material: plaster/steel

- Spring clips
- Material thickness of mounting surface: max. 30 mm



Base: 1xGU10

Options	Prod. no.	GBP
<input type="radio"/> white	148071	37.00

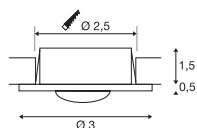


LED GU10 51mm | 6W | 38°
2700K | 450lm | EEK=F

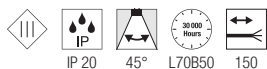
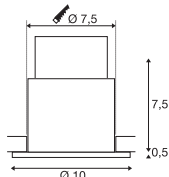


Prod. no.: 1005076 | 7.00 GBP

DEKLED
EL



VARU
EL, QPAR51



350mA
Total wattage: 1W
Material: aluminium/polycarbonate (PC)

- Spring clips




Down 60lm | 3000K

Options	Prod. no.	GBP
● grey	112242	27.00



Product	Prod. no.	GBP
LED driver 350mA 6W dimmable		
○ white	1002791	25.00



220-240V ~50/60Hz
Material: aluminium/glass

- Spring clips
- Material thickness of mounting surface: max. 15mm



Base: 1xGU10 Max. diameter: 5.1 cm

Options	Prod. no.	GBP
● black	1001930	36.00
○ white	1001931	36.00



LED GU10 51mm | 6W | 38°
2700K | 450lm | EEK=F
6kWh/1000h



Prod. no.: 1005077 | 7.00 GBP

1001931 234



1001931 234

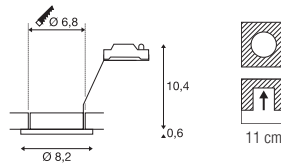




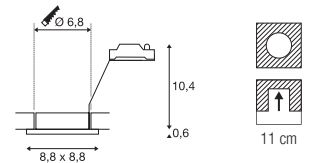
1001165 235




DOLIX OUT
EL, round, QPAR51



DOLIX OUT
EL, square, QPAR51



1001166 235



220-240V ~50/60Hz
Material: aluminium/glass

- Spring clips
- Material thickness of mounting surface: max. 20mm



Base: 1xGU10

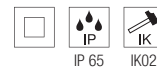
Options	Prod. no.	GBP
○ white	1001165	31.00
● silver	1001168	34.00
● chrome	1001166	34.00
● grey	1001167	31.00



LED GU10 51mm | 6W | 36°
2200-2700K | 360lm | EEK=G



Prod. no.: 1005273 | 9.00 GBP



220-240V ~50/60Hz
Material: aluminium/glass

- Spring clips
- Material thickness of mounting surface: max. 20mm



Base: 1xGU10

Options	Prod. no.	GBP
○ white	1001169	31.00
● silver	1001172	34.00
● grey	1001171	31.00



LED GU10 51mm | 6W | 36°
2200-2700K | 360lm | EEK=G

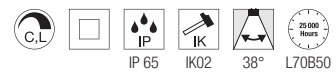
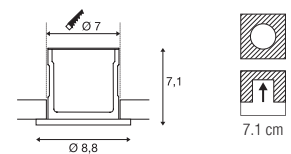


Prod. no.: 1005273 | 9.00 GBP

1001015 236



KAMUELA ECO
EL, round, PHASE



220-240V ~50Hz
Total wattage: 6W
Material: aluminium/plastic

- Spring clips
- Material thickness of mounting surface: max. 40mm
- Fire resistant for at least 90 minutes compliant with BS 476-21




Down

500lm | 3000K

Options	Prod. no.	GBP
● black	1001015	31.00
○ white	1001016	31.00

1001017 237

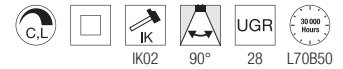
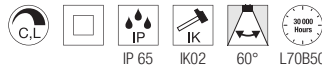
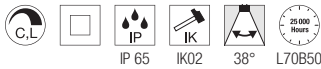
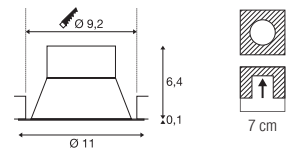
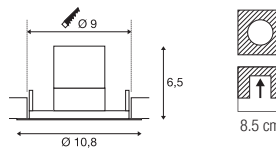
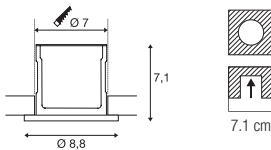




KAMUELA ECO
EL, round, PHASE

KINI
EL, PHASE

AKALO D83
EL



220-240V ~50Hz
Total wattage: 6W
Material: aluminium/plastic

- Spring clips
- Material thickness of mounting surface: max. 40mm
- Fire resistant for at least 90 minutes compliant with BS 476-21

220-240V ~50/60Hz | 260mA
Total wattage: 12W
Material: aluminium/polycarbonate (PC)

- Spring clips
- Material thickness of mounting surface: max. 20mm

220-240V ~50/60Hz | 120mA
Total wattage: 9W
Material: aluminium/polycarbonate (PC)

- Spring clips
- Material thickness of mounting surface: max. 20mm



Down 530lm | 4000K

Down 850lm | 3000K

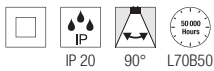
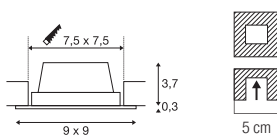
800lm | 3000K | 880lm | 4000K | 850lm | 5700K

Options	Prod. no.	GBP
● black	1001017	31.00
○ white	1001018	31.00

Options	Prod. no.	GBP
○ white	1000833	89.00

Options	Prod. no.	GBP
○ white	1001264	35.00

FRAME BASIC SET RL



220-240V ~50/60Hz | 350mA
Total wattage: 8.3W
Material: aluminium/acrylic


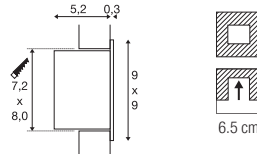
- Spring clips
- Material thickness of mounting surface: max. 20mm



Down 600lm | 3000K

Options	Prod. no.	GBP
● black	112720	47.00
○ white	112721	47.00

FRAME BASIC RL, HV



100-240V ~50/60Hz | 350mA
Total wattage: 3W
Material: aluminium

- Material thickness of mounting surface: max. 30 mm



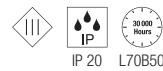
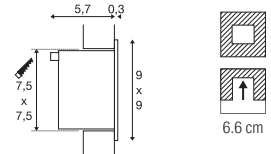
Down 170lm | 2700K

Options	Prod. no.	GBP
○ white	1000576	61.00
● grey	1000577	61.00



Product	Prod. no.	GBP
Wall box		
● black	112781	10.00
Flush frame		
● gold	112780	6.00

FRAME BASIC



350mA
Total wattage: 1W
Material: aluminium/glass

- When connecting several lights, make sure they are connected in series!
- AMP plug included
- Material thickness of mounting surface: max. 30 mm



Down 40lm | 3000K

Options	Prod. no.	GBP
○ white	113262	35.00
● grey	111262	35.00

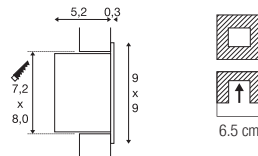


Product	Prod. no.	GBP
Wall box		
● black	112781	10.00
1m cable extension		
○ white	111861	7.00
LED driver 3W 350mA inc. AMP socket		
○ white	1007270	17.00
Connector strip 3 outlets		
● black	111850	12.00
Flush frame		
● gold	112780	6.00


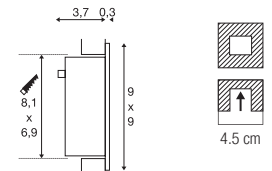


1000575 239

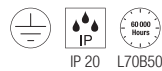
FRAME CURVE EL



FRAME CURVE EL



1000577 238



100-240V ~50/60Hz | 350mA
Total wattage: 3W
Material: aluminium

- Spring clips
- Material thickness of mounting surface: max. 30 mm

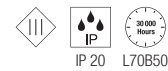


Down 140lm | 2700K

Options	Prod. no.	GBP
○ white	1000574	67.00
● grey	1000575	67.00



Product	Prod. no.	GBP
Wall box		
● black	112781	10.00
Flush frame		
● gold	112780	6.00



350mA
Total wattage: 1W
Material: aluminium

- When connecting several lights, make sure they are connected in series!
- Spring clips
- AMP plug included
- Material thickness of mounting surface: max. 25 mm



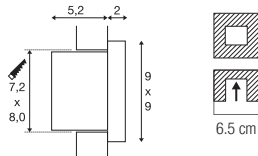
Down 60lm | 3000K

Options	Prod. no.	GBP
○ white	113292	47.00
● grey	111292	47.00



Product	Prod. no.	GBP
Wall box		
● black	112781	10.00
1m cable extension		
○ white	111861	7.00
LED driver 3W 350mA inc. AMP socket		
○ white	1007270	17.00
Connector strip 3 outlets		
● black	111850	12.00
Flush frame		
● gold	112780	6.00

QUAD FRAME 9 WL



1003466 240



L70B50

100-240V ~50/60Hz | 350mA
Total wattage: 3W
Material: aluminium

- Material thickness of mounting surface:
max. 30 mm



Down 75lm | 3000K

Options	Prod. no.	GBP
<input type="radio"/> white	1003466	79.00



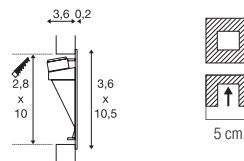
Product	Prod. no.	GBP
Wall box		
<input checked="" type="radio"/> black	112781	10.00
Flush frame		
<input checked="" type="radio"/> gold	112780	6.00




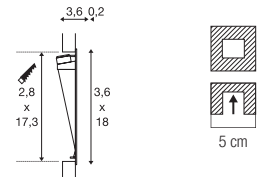


1002979 241

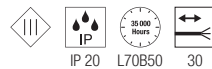
NOTAPO S
RL



NOTAPO L
RL



1002980 241



700mA
Power consumption: 2.2W
Material: aluminium

- When connecting several lights, make sure they are connected in series!
- Leaf springs
- Open cable end

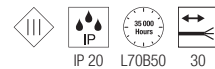


Down 6lm | 3000K

Options	Prod. no.	GBP
<input type="radio"/> white	1002979	52.00



Product	Prod. no.	GBP
LED driver 25W 150-700mA DALI dimmable		
<input type="radio"/> white	1007229	61.00
LED driver 700mA 3W inc. strain relief		
<input type="radio"/> white	1007216	20.00
NOTAPO mounting frame		
<input checked="" type="radio"/> black	1002981	21.00



700mA
Power consumption: 2.2W
Material: aluminium

- When connecting several lights, make sure they are connected in series!
- Leaf springs
- Open cable end




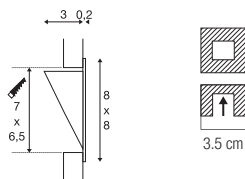
Down 6lm | 3000K

Options	Prod. no.	GBP
<input type="radio"/> white	1002980	71.00



Product	Prod. no.	GBP
LED driver 10W 700mA dimmable inc. strain relief		
<input type="radio"/> white	1007213	31.00
LED driver 700mA 3W inc. strain relief		
<input type="radio"/> white	1007216	20.00
NOTAPO mounting frame		
<input checked="" type="radio"/> black	1002981	21.00

DOWNUNDER PUR 80 EL



350mA
Total wattage: 3.6W
Material: aluminium/steel

- When connecting several lights, make sure they are connected in series!
- Leaf springs



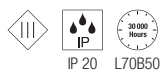
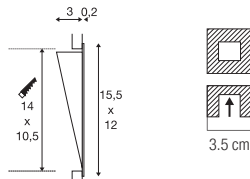
Down 180lm | 3000K

Options	Prod. no.	GBP
<input type="radio"/> white	151950	52.00



Product	Prod. no.	GBP
Mounting frame		
● grey	151960	8.00
1m cable extension		
<input type="radio"/> white	111861	7.00
LED driver 3W 350mA inc. AMP socket		
<input type="radio"/> white	1007270	17.00
Connector strip 3 outlets		
● black	111850	12.00

DOWNUNDER PUR 150 EL



500mA
Total wattage: 5.2W
Material: aluminium/steel

- When connecting several lights, make sure they are connected in series!
- Leaf springs




Down 230lm | 3000K

Options	Prod. no.	GBP
<input type="radio"/> white	151952	74.00



Product	Prod. no.	GBP
Mounting frame		
● grey	151962	12.00
LED driver 20W 350mA/500mA PHASE		
<input type="radio"/> white	1007227	35.00
LED driver 25W 150-700mA DALI dimmable		
<input type="radio"/> white	1007229	61.00
LED driver 21W 500mA strain relief included		
<input type="radio"/> white	1007226	26.00

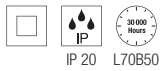
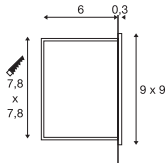


151952

242



MOBALA
EL



100-240V ~50/60Hz
Total wattage: 1.3W
Material: aluminium

- The mounting frame (1002984) or wall box (1002983) are required for assembly.
- Leaf springs




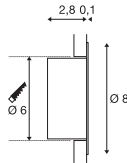
Down 14lm | 3000K

Options	Prod. no.	GBP
<input type="radio"/> white	1002982	62.00



Product	Prod. no.	GBP
LED driver 3W 350W		
<input type="radio"/> white	1005248	14.00

WORO
EL



350mA
Total wattage: 1.2W
Material: steel

- When connecting several lights, make sure they are connected in series!
- This item is suitable for installation in cavity walls and flush-mounted sockets for switches/sockets.
- Spring clips
- Open cable end



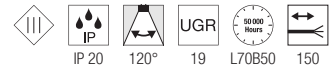
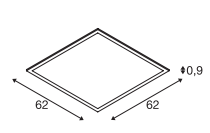
Down 50lm | 3000K

Options	Prod. no.	GBP
<input type="radio"/> white	1002922	61.00



Product	Prod. no.	GBP
LED driver 20W 350mA/500mA PHASE		
<input type="radio"/> white	1007227	35.00

LED PANEL
620x620mm



1050mA
Power consumption: 35W
Material: aluminium/polystyrene (PS)

- Open cable end



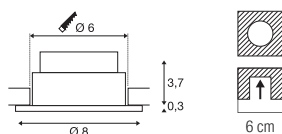
Down 4000lm | 3000K
4000K

Options	Prod. no.	GBP
<input type="radio"/> white		
3000K	1003073	174.00
<input type="radio"/> white		
4000K	1003074	174.00



Product	Prod. no.	GBP
Suspension kit 1.5m		
<input checked="" type="radio"/> chrome	158799	18.00
LED driver 40W 1050mA DALI dimmable with RF interface		
<input type="radio"/> white	1006197	86.00
LED driver 40W 1050mA dimmable inc. strain relief		
<input type="radio"/> white	464804	49.00
RF module for Dali driver		
<input type="radio"/> white	1006454	111.00
RF module for Dali driver		
<input type="radio"/> white	1006199	33.00

PATTA-I
EL, round, PHASE



220-240V ~50/60Hz | 350mA
Total wattage: 7.3W
Material: aluminium/glass

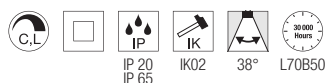
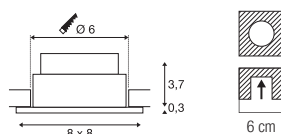
- Spring clips Spring clips are included with the product.
- Material thickness of mounting surface: max. 20mm



Down 440lm | 1800-3000K

Options	Prod. no.	GBP
● black	1002098	74.00
○ white	1002099	74.00
● aluminium	1002100	78.00

PATTA-I
DL, square, PHASE



220-240V ~50/60Hz | 350mA
Total wattage: 7.3W
Material: aluminium/glass

- Spring clips Spring clips are included with the product.
- Material thickness of mounting surface: max. 20mm



Down 440lm | 1800-3000K

Options	Prod. no.	GBP
● black	1002101	74.00
○ white	1002102	74.00

1002099 244



1002101 244

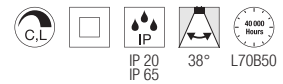
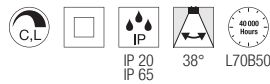
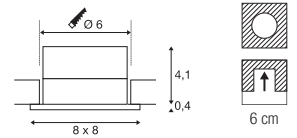
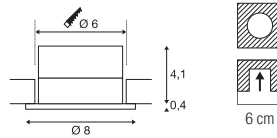




1002098 244

PATTA-I
EL, round, PHASE

PATTA-I
EL, square, PHASE



220-240V ~50/60Hz | 500mA
Total wattage: 11W
Material: aluminium/glass

220-240V ~50/60Hz | 500mA
Total wattage: 11W
Material: aluminium/glass

- Spring clips
- Material thickness of mounting surface: max. 25 mm

- Spring clips
- Material thickness of mounting surface: max. 25 mm

114431 245



Down 910lm | 3000K

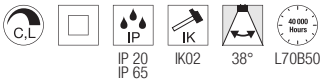
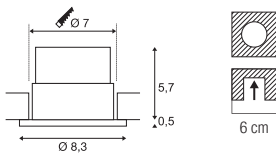
Down 910lm | 3000K

Options	Prod. no.	GBP
● black	114420	74.00
○ white	114421	74.00
● aluminium	114426	78.00

Options	Prod. no.	GBP
● black	114430	74.00
○ white	114431	74.00
● aluminium	114436	78.00

114451 247

PATTA-F
EL, round, PHASE



220-240V ~50/60Hz | 500mA
Total wattage: 11W
Material: aluminium/glass

- Spring clips
- Material thickness of mounting surface:
max. 20mm



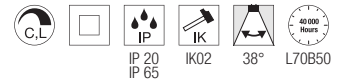
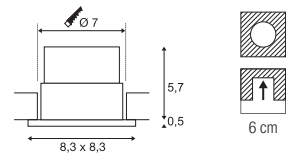
Down 745lm 3000K
860lm

Options	Prod. no.	GBP
● black 745lm	114440	84.00
○ white 860lm	114441	84.00





114450 247

PATTA-F
EL, square, PHASE

220-240V ~50/60Hz | 500mA

Total wattage: 11W

Material: aluminium/glass

- Spring clips
- Material thickness of mounting surface:
max. 20mm



Down

745lm | 3000K
860lm

Options	Prod. no.	GBP
● black 745lm	114450	84.00
○ white 860lm	114451	84.00






NUMINOS®
can be found
on family pages
102–105

LED



MEDO®
can be found
on family pages
164–165

LED



NEW

SCKET
VARYT | 251



LED
Q-LINE® | 253



LED
Q-LINE® | 253



SCKET
TRILEDO | 255



SCKET
TRILEDO | 255



SCKET
TRILEDO | 255



LED
TRILEDO | 257



LED
TRILEDO | 257



LED
TRILEDO | 257



LED
OCULUS | 258



SCKET
ENOLA B | 259



LED
ENOLA C | 259



SCKET
ASTINA | 261



SCKET
NAGY 75 | 261



LED
ANELA | 261



LED
OCCULDAS 13 | 262



LED
OCCULDAS 23 | 262



SCKET
ALTRA DICE | 263



SCKET
ALTRA DICE | 263



SCKET
KARDAMOD | 265



SCKET
KARDAMOD | 265



SCKET
FENDA | 266



FENDA | 267



FENDA | 267



FENDA | 267



SCKET
TENORA | 268



SCKET
SOPRANA | 269



SCKET
PLASTRA | 270



LED
PLASTRA | 271



SCKET
PLASTRA 105 | 271



SCKET
PLASTRA 104 | 271



LED
FERA 25 | 272



LED
FERA 25 | 272



LED
MARONA | 273



LED
PANEL 60 | 274



LED
PANEL | 275



LED
PANEL 60 | 275



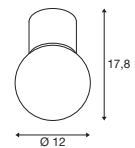
LED
PANEL | 275

1007605 251





VARYT CL, E14



220-240V ~50/60Hz
Material: aluminium



Base: 1xE14

Max. Ø: 3.8 cm

L: 11 cm

Options	Prod. no.	GBP
● black	1007607	137.00
○ white	1007606	137.00
● chrome	1007604	155.00
● brass	1007605	163.00




C35 | 4.2W | 320°
2700K | 350lm | EEK=G
5kWh/1000h



Prod. no.: 1005285 | 8.00 GBP

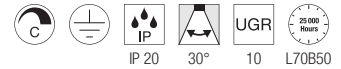
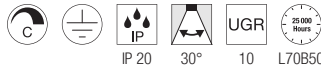
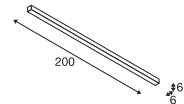
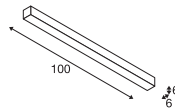
1000692 253





Q-LINE®
CL, 1m, BAP, PHASE

Q-LINE®
CL, 2m, BAP, PHASE



220-240V ~50/60Hz | 900mA
Total wattage: 46W
Material: aluminium/plastic

220-240V ~50/60Hz | 900mA
Total wattage: 93W
Material: aluminium/plastic




Down 2100lm | 3000K
2300lm | 4000K

Down 4200lm | 3000K
4600lm | 4000K

Options	Prod. no.	GBP
● black 2100lm 3000K	1000686	398.00
○ white 2100lm 3000K	1000685	398.00
● black 2300lm 4000K	1000689	398.00
○ white 2300lm 4000K	1000688	398.00

Options	Prod. no.	GBP
● black 4200lm 3000K	1000692	597.00
○ white 4200lm 3000K	1000691	597.00
● black 4600lm 4000K	1000695	597.00
○ white 4600lm 4000K	1000694	597.00



1002004 255



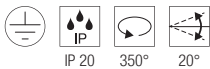
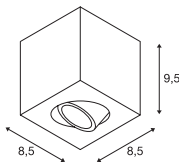
1002011 255



1002005 255



TRILEDO
CL, single, square, QPAR51



220-240V ~50/60Hz
Material: aluminium



Base: 1xGU10 Max. Ø: 5.1 cm L: 5.5 cm

Options	Prod. no.	GBP
● black	1002013	63.00
○ white	1002015	63.00
● aluminium	1002004	67.00

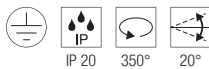
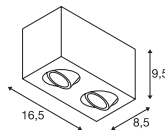


LED GU10 51mm | 6W | 38°
2700K | 450lm | EEK=F
6kWh/1000h



Prod. no.: 1005075 | 7.00 GBP

TRILEDO
CL, double, square, QPAR51



220-240V ~50/60Hz
Material: aluminium



Base: 2xGU10 Max. Ø: 5.1 cm L: 5.5 cm

Options	Prod. no.	GBP
● black	1002005	92.00
○ white	1002006	92.00

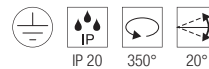
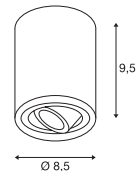


LED GU10 51mm | 6W | 38°
2700K | 450lm | EEK=F
6kWh/1000h



Prod. no.: 1005077 | 7.00 GBP

TRILEDO
CL, single, round, QPAR51



220-240V ~50/60Hz
Material: aluminium



Base: 1xGU10 Max. Ø: 5.1 cm L: 5.5 cm

Options	Prod. no.	GBP
● black	1002010	63.00
○ white	1002011	63.00
● aluminium	1002012	67.00



LED GU10 51mm | 6W | 38°
2700K | 450lm | EEK=F
6kWh/1000h



Prod. no.: 1005075 | 7.00 GBP

113940 257



113931 257

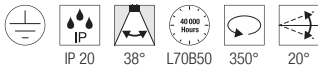
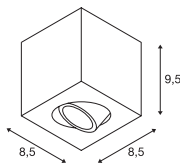


1002003 257





TRILEDO
CL, single, square



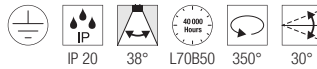
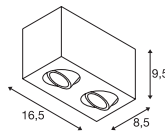
220-240V ~50/60Hz | 350mA
Total wattage: 7.6W
Material: aluminium/aluminium



Down 640lm | 3000K

Options	Prod. no.	GBP
● black	113940	101.00
○ white	113941	101.00

TRILEDO
CL, double, square



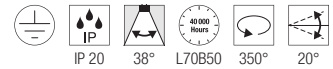
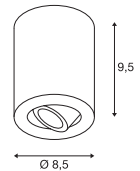
220-240V ~50/60Hz | 350mA
Total wattage: 14W
Material: aluminium



Down 1300lm | 3000K

Options	Prod. no.	GBP
● black	1002003	140.00
○ white	1002008	140.00

TRILEDO
CL, single, round




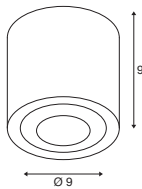
220-240V ~50/60Hz | 350mA
Total wattage: 7.6W
Material: aluminium/aluminium



Down 640lm | 3000K

Options	Prod. no.	GBP
● black	113930	101.00
○ white	113931	101.00

OCULUS
CL, PHASE



220-240V ~50/60Hz | 250mA
Total wattage: 11W
Material: aluminium/glass


- Additional frosted lens included



Down 36lm | 2000K - 780lm | 3000K

Options	Prod. no.	GBP
● black	1004666	197.00
○ white	1004667	197.00

1004667 258



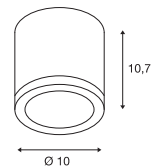
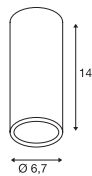
151811 259





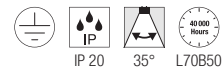
ENOLA B
CL, QPAR51

ENOLA C
CL



IP 20

220-240V ~50/60Hz
Material: aluminium



IP 20 35° L70B50

220-240V ~50/60Hz | 500mA
Total wattage: 11W
Material: aluminium



Base: 1xGU10

max. L: 8.5 cm

Options	Prod. no.	GBP
● black	151810	46.00
○ white	151811	46.00



Down

1020lm | 3000K

Options	Prod. no.	GBP
○ white	152101	170.00



LED GU10 51mm | 6W | 36°
2200-2700K | 360lm | EEK=G
6kWh/1000h



Prod. no.: 1005273 | 9.00 GBP



Product	Prod. no.	GBP
Decorative ring		
● black	151840	8.00




1002936 261



1002965 261

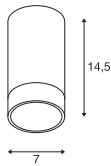


1000808 261





ASTINA
CL, QPAR51



220-240V ~50/60Hz
Material: aluminium



Base: 1xGU10

Options	Prod. no.	GBP
● black	1002936	76.00
○ white	1002934	76.00

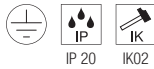
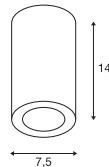


LED GU10 51mm | 6W | 38°
2700K | 450lm | EEK=F
6kWh/1000h



Prod. no.: 1005075 | 7.00 GBP

NAGY 75
CL, QPAR51



220-240V ~50/60Hz
Material: plaster



Base: 1xGU10

Options	Prod. no.	GBP
○ white	1002965	49.00

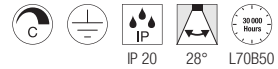
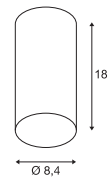


LED GU10 51mm | 6W | 36°
2200-2700K | 360lm | EEK=G
6kWh/1000h



Prod. no.: 1005273 | 9.00 GBP

ANELA
CL, PHASE



220-240V ~50/60Hz | 500mA
Total wattage: 10W
Material: aluminium



Down 220lm | 3000K | 750lm | 3000K

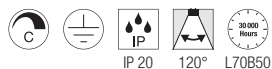
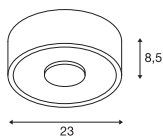
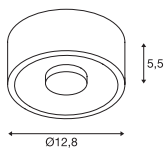
Options	Prod. no.	GBP
● black	1000807	134.00
○ white	1000808	134.00



Product	Prod. no.	GBP
Reflector 28°		
● black	1000811	17.00
○ white	1000812	17.00
● gold	1000809	17.00
● grey	1000810	17.00

OCCULDAS 13
CL, indirect, PHASE

OCCULDAS 23
CL, indirect, PHASE



220-240V ~50/60Hz | 350mA
Total wattage: 15W
Material: aluminium

220-240V ~50/60Hz | 700mA
Total wattage: 24 W
Material: aluminium/steel



Down 810lm | 3000K



Down 1500lm | 3000K

Options	Prod. no.	GBP
<input type="radio"/> white	117351	174.00

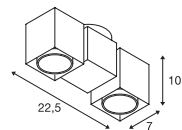
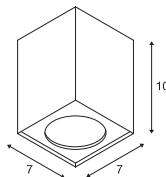
Options	Prod. no.	GBP
<input type="radio"/> white	117321	286.00





ALTRA DICE
CL, QPAR51

ALTRA DICE
CW, double, QPAR51



1002215 263



220-240V ~50/60Hz
Material: aluminium/steel



Base: 1xGU10

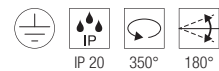
Options	Prod. no.	GBP
● black	1002216	52.00
○ white	151511	52.00
●● grey/black	151514	52.00



LED GU10 51mm | 6W | 38°
2700K | 450lm | EEK=F
6kWh/1000h



Prod. no.: 1005077 | 7.00 GBP



220-240V ~50/60Hz
Material: aluminium/steel



Base: 2xGU10


Options	Prod. no.	GBP
● black	1002215	94.00
○ white	151531	94.00
● grey	151534	94.00



LED GU10 51mm | 6W | 36°
2200-2700K | 360lm | EEK=G
6kWh/1000h



Prod. no.: 1005273 | 9.00 GBP

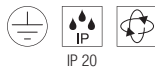
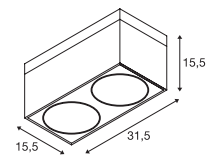
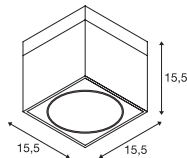




KARDAMOD
CL, single, square, QPAR111

KARDAMOD
CL, double, square, QPAR111

117110 265



IP 20

220-240V ~50/60Hz
Material: steel



Base: 1xGU10

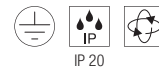
Options	Prod. no.	GBP
● black	117100	121.00
○ white	117101	121.00



QPAR111 | 12.5W | 30°
2700K | 950lm | EEK=F
13kWh/1000h



Prod. no.: 1005276 | 43.00 GBP



IP 20

220-240V ~50/60Hz
Material: steel



Base: 2xGU10

Options	Prod. no.	GBP
● black	117110	217.00
○ white	117111	217.00

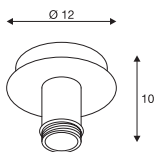


QPAR111 | 8W | 38°
2700K | 680lm | EEK=F
8kWh/1000h



Prod. no.: 1005274 | 27.00 GBP

FENDA
Ceiling rosette, E27



220-240V ~50/60Hz
Material: steel



Base: 1XE27

Options	Prod. no.	GBP
● black	155550	41.00
○ white	155551	41.00



LED E27 | 7.5W | 320°
2700K | 800lm | EEC=F
8kWh/1000h



Prod. no.: 1005268 | 11.00 GBP

155551 + 1004775 266 + 267





FENDA

30 cm, round



H: 20 cm
Diameter: 30 cm
Material: textile/steel

FENDA

Ø 45 cm, round



H: 28 cm
Diameter: 45.5 cm
Material: textile/steel

FENDA

Ø 70 cm, round



H: 36 cm
Diameter: 70 cm
Material: textile/steel

• Not suitable for Fenda Bow.

Options	Prod. no.	GBP
●● black/copper	155592	61.00
○ white	155582	46.00
● grey	1004774	46.00
● beige	155583	46.00

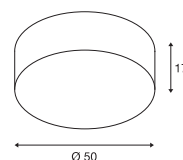
Options	Prod. no.	GBP
●● black/copper	156122	76.00
○ white	156111	72.00
● grey	1004775	72.00
● beige	156113	72.00

Options	Prod. no.	GBP
●● black/copper	1000580	111.00
○ white	1000579	97.00



156050 268

TENORA CL, E27



220-240V ~50/60Hz
Material: steel/textile



Base: 3XE27

max. L: 14.8 cm

Options	Prod. no.	GBP
● black	156050	161.00
○ white	156051	161.00



LED E27 | 13.2W | 220°
2700K | 1300lm | EEC=F
13kWh/1000h

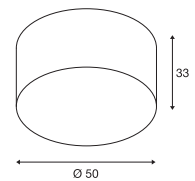


Prod. no.: 1005302 | 11.00 GBP



SOPRANA CL, E27

155373 269



220-240V ~50/60Hz
Material: steel/textile



Base: 3XE27

Options	Prod. no.	GBP
● beige	155373	177.00




A60 | 7.5W | 320°
2700K | 800lm | EEK=F
8kWh/1000h

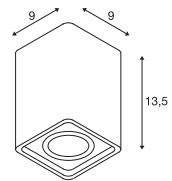


Prod. no.: 1005303 | 9.00 GBP

148004 270



PLASTRA
CL, QPAR51



148005 271



220-240V ~50/60Hz
Material: plaster/steel



Base: 1xGU10

Options	Prod. no.	GBP
○ white	148004	58.00



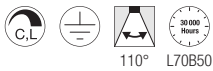
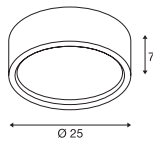
LED GU10 51mm | 6W | 38°
2700K | 450lm | EEK=F
6kWh/1000h



Prod. no.: 1005077 | 7.00 GBP



PLASTRA
CL, PHASE



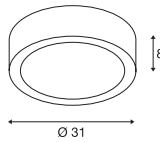
220-240V ~50/60Hz | 350mA
Total wattage: 15W
Material: plaster/glass



Down 990lm | 3000K

Options	Prod. no.	GBP
<input type="radio"/> white	148005	115.00

PLASTRA 105
CL, E27



220-240V ~50/60Hz
Material: plaster/glass



Base: 2xE27 Max. Ø: 5.1 cm | L: 14 cm

Options	Prod. no.	GBP
<input type="radio"/> white / transparent	148001	79.00

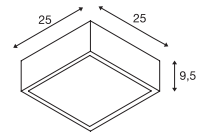


LED E27 | 8W | 240°
4000K | 920lm | EEK=E
8kWh/1000h

Prod. no.: 1005290 | 9.00 GBP



PLASTRA 104
CL, E27



220-240V ~50/60Hz
Material: plaster/glass



Base: 2xE27 Max. Ø: 5.1 cm | L: 14 cm

Options	Prod. no.	GBP
<input type="radio"/> white / transparent	148002	73.00

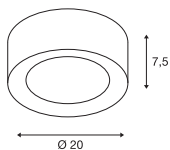


LED E27 | 8W | 240°
4000K | 920lm | EEK=E
8kWh/1000h

Prod. no.: 1005290 | 9.00 GBP



FERA 25
CL, DALI



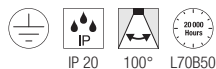
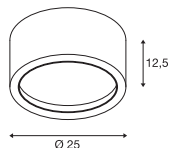
220-240V ~50/60Hz | 500mA
Total wattage: 20W
Material: polycarbonate (PC)/
poly (methyl methacrylate) (PMMA)



Down 1580lm | 3000K | 1650lm | 4000K

Options	Prod. no.	GBP
● black	1002968	234.00
○ white	1002967	234.00

FERA 25
CL





220-240V ~50/60Hz | 550mA
Total wattage: 23W
Material: aluminium/polystyrene (PS)



Down 1800lm | 3000K

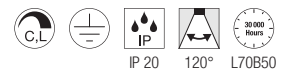
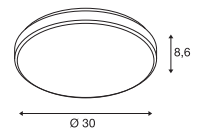
Options	Prod. no.	GBP
● black	1001939	173.00
○ white	161461	173.00





1001939 272

MARONA
CL, PHASE



200-240V ~50/60Hz | 430mA
 Total wattage: 15W
 Material: poly (methyl methacrylate) (PMMA)/steel



Down 1200lm | 3000K

Options	Prod. no.	GBP
● grey	155156	99.00

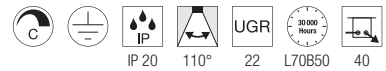
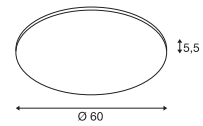


155156 273



1000785 274

PANEL 60
CL, round, PHASE



220-240V ~50/60Hz | 1000mA
Total wattage: 42W
Material: aluminium/
poly (methyl methacrylate) (PMMA)



Down 3150lm | 3000K
3350lm | 4000K


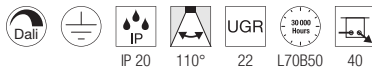
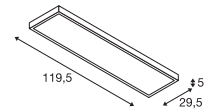
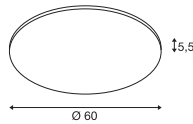
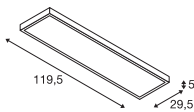
Options	Prod. no.	GBP
○ white 3150lm 3000K	1000783	251.00
○ white 3350lm 4000K	1000784	251.00
● grey 3150lm 3000K	1000785	251.00
● grey 3350lm 4000K	1000786	251.00



PANEL
CL, 1200x300mm, PHASE

PANEL 60
CL, round, DALI

PANEL
CL, 1200x300mm, DALI



220-240V ~50/60Hz | 1000mA
Total wattage: 45W
Material: aluminium/plastic

120-277V ~50/60Hz | 1000mA
Total wattage: 43W
Material: aluminium/
poly (methyl methacrylate) (PMMA)

120-277V ~50/60Hz | 1000mA
Total wattage: 43W
Material: aluminium/
poly (methyl methacrylate) (PMMA)



Down 3100lm | 3000K
3400lm | 4000K

Down 3150lm | 3000K
3350lm | 4000K

Down 3100lm | 3000K
3400lm | 4000K

Options	Prod. no.	GBP
○ white		
3100lm 3000K CRI80	1001505	239.00
○ white		
3400lm 4000K CRI80	1001506	239.00
● grey		
3100lm 3000K CRI80	1001508	239.00
● grey		
3400lm 4000K CRI90	1001509	239.00

Options	Prod. no.	GBP
○ white		
3150lm 3000K	1003040	260.00
○ white		
3350lm 4000K	1003041	260.00
● grey		
3150lm 3000K	1003042	260.00
● grey		
3350lm 4000K	1003043	260.00

Options	Prod. no.	GBP
○ white		
3100lm 3000K	1003052	248.00
○ white		
3400lm 4000K	1003053	248.00
● grey		
3100lm 3000K	1003054	248.00
● grey		
3400lm 4000K	1003055	248.00



SCKET
PANTILO
ROPE 19 | 279



SCKET
PANTILO
ROPE 20 | 279



SCKET
PANTILO
ROPE 27 | 279



SCKET
PANTILO OVAL | 281



SCKET
PANTILO 20 | 281



SCKET
PANTILO 28 | 281



SCKET
PANTILO
CONVEX 29 | 283



SCKET
PANTILO
CONVEX 40 | 283



SCKET
ASTO TUBE | 285



SCKET
ASTO TUBE | 285



SCKET
ASTO TUBE | 285



SCKET
ASTO TUBE | 285



LED
WORKLIGHT
PRO 120 | 287



LED
WORKLIGHT
PRO 150 | 287



LED
WORKLIGHT | 288



LED
I-PENDANT PRO | 289



LED
PANEL 60 | 289



LED
NOYA | 290



LED
GLENOS® | 291



LED
GLENOS® | 291



LED
Q-LINE® | 293



LED
Q-LINE® | 293



LED
Q-LINE® | 293



LED
OCULUS | 294



SCKET
FITU | 295



SCKET
FENDA | 296



FENDA | 296



FENDA | 296



FENDA | 297



FENDA | 297



FENDA | 297



LED
HELIA
AMBIENT 35 | 300



LED
HELIA
AMBIENT 35 | 300



LED
HELIA 30 | 301



LED
HELIA 30 | 301



LED
HELIA 40 | 303



LED
HELIA 40 | 303



SCKET
ASTINA | 305



SCKET
ENOLA B | 305



SCKET
ENOLA | 305



LED
ANELA | 306



SCKET
LISENNE | 306



SCKET
TONGA® | 307



SCKET
QUADRASS | 307



SCKET
PARA CONE GL | 309



SCKET
PARA CONE 20 | 309



SCKET
PARA CONE 30 | 309



SCKET
PHELIA 10 | 310



SCKET
PHELIA 20 | 311



SCKET
PHELIA 25 | 311



SCKET
PHELIA 30 | 311



SCKET
FORCHINI 50 | 312



SCKET
FORCHINI 70 | 312



SCKET
FORCHINI M 40 | 313



SCKET
FORCHINI M 50 | 313



SCKET
LIGHT EYE® 90 | 314



SCKET
LIGHT EYE® 150 | 314



SCKET
SUN / BIG SUN | 315



SCKET
ROTOBALL 25 | 317



SCKET
ROTOBALL 40 | 317



SCKET
ROTOBALL 50 | 317



SCKET
PARA DOME | 318



PARA DOME | 318



PARA DOME | 318



SCKET
PARA 380 | 319



1007588 279



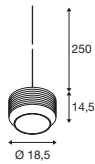
1007599 279



1007597 279



PANTILO ROPE 19 PD, E27



200-240V ~50/60Hz
Material: glass/steel/hemp

- Open cable end



Base: 1xE27 Max. Ø: 10 cm L: 11 cm

Options	Prod. no.	GBP
● amber/gold	1007597	171.00
● anthracite/silver	1007596	171.00



A60 | 7.5W | 180°
2700K | 720lm | EEK=F
8kWh/1000h

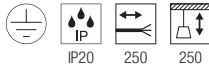
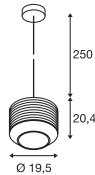


Prod. no.: 1005305 | 17.00 GBP



Product	Prod. no.	GBP
1-phase adapter		
● black	143120	13.00
○ white	143121	13.00
● grey	143124	13.00
3-phase light adapter		
● black	145990	17.00
● grey	145994	17.00
○ white	1001542	17.00
Fitu single ceiling rose, round		
● black	132600	23.00
○ white	132601	23.00
● gold	1002163	25.00
● chrome	132605	25.00

PANTILO ROPE 20 PD, E27



200-240V ~50/60Hz
Material: glass/steel/hemp



Base: 1xE27 Max. Ø: 10 cm L: 18 cm

Options	Prod. no.	GBP
● amber/gold	1007589	205.00
● anthracite/silver	1007588	205.00

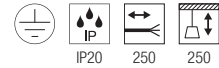
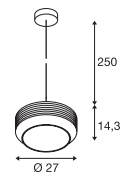


A60 | 7.5W | 180°
2700K | 720lm | EEK=F
8kWh/1000h



Prod. no.: 1005305 | 17.00 GBP

PANTILO ROPE 27 PD, E27



200-240V ~50/60Hz
Material: glass/steel/hemp



Base: 1xE27 Max. Ø: 15 cm L: 11 cm

Options	Prod. no.	GBP
● amber/gold	1007599	223.00
● anthracite/silver	1007598	223.00



A60 | 7.5W | 180°
2700K | 720lm | EEK=F
8kWh/1000h



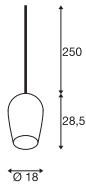
Prod. no.: 1005305 | 17.00 GBP

1006403 281





PANTILO OVAL PD, E27



200-240V ~50/60Hz
Material: glass

- Open cable end



Base: 1xE27

Options	Prod. no.	GBP
○ white	1006402	133.00
● gold	1006403	151.00
● chrome	1006398	151.00
● copper	1006400	151.00



A60 | 7.5W | 180°
2700K | 720lm | EEK=F
8kWh/1000h


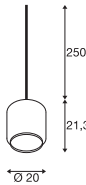


Prod. no.: 1005305 | 17.00 GBP



Product	Prod. no.	GBP
1-phase adapter		
● black	143120	13.00
○ white	143121	13.00
● grey	143124	13.00
3-phase light adapter		
● black	145990	17.00
● grey	145994	17.00
○ white	1001542	17.00
Surface-mounted ceiling rose		
● black	1004744	30.00
○ white	1004745	30.00
● chrome	1004746	32.00
FITU single ceiling rose		
○ white	132601	23.00
● gold	1002163	25.00
FITU single ceiling rose, round		
● black	132600	23.00
● chrome	132605	25.00

PANTILO 20 PD, E27



200-240V ~50/60Hz
Material: glass

- Open cable end



Base: 1xE27

Options	Prod. no.	GBP
○ white	1006396	133.00
● gold	1006395	151.00
● chrome	1003004	151.00
● copper	1003005	151.00



A60 | 7.5W | 180°
2700K | 720lm | EEK=F
8kWh/1000h

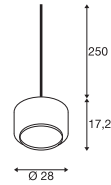


Prod. no.: 1005305 | 17.00 GBP



Product	Prod. no.	GBP
1-phase adapter		
● black	143120	13.00
○ white	143121	13.00
● grey	143124	13.00
3-phase light adapter		
● black	145990	17.00
● grey	145994	17.00
○ white	1001542	17.00
FITU single ceiling rose		
○ white	132601	23.00
● gold	1002163	25.00
FITU single ceiling rose, round		
● black	132600	23.00
● chrome	132605	25.00

PANTILO 28 PD, E27



200-240V ~50/60Hz
Material: glass

- Open cable end



Base: 1xE27

Options	Prod. no.	GBP
○ white	1006399	164.00
● gold	1006397	181.00
● chrome	1003006	181.00
● copper	1003007	181.00



A60 | 7.5W | 180°
2700K | 720lm | EEK=F
8kWh/1000h



Prod. no.: 1005305 | 17.00 GBP



Product	Prod. no.	GBP
1-phase adapter		
● black	143120	13.00
○ white	143121	13.00
● grey	143124	13.00
3-phase light adapter		
● black	145990	17.00
● grey	145994	17.00
○ white	1001542	17.00
FITU single ceiling rose		
○ white	132601	23.00
● gold	1002163	25.00
FITU single ceiling rose, round		
● black	132600	23.00
● chrome	132605	25.00



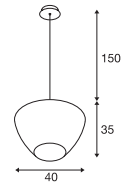
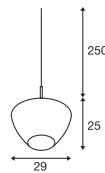
1003443 283



PANTILO CONVEX 29 PD, E27

PANTILO CONVEX 40 PD, E27

1003444 283



220-240V ~50/60Hz
Material: glass/steel

220-240V ~50/60Hz
Material: glass/steel

- Open cable end



Base: E27 Max. Ø: 10 cm L: 20 cm

Base: E27 Max. Ø: 15 cm L: 30 cm

Options	Prod. no.	GBP
● chrome	1003443	212.00

Options	Prod. no.	GBP
● chrome	1003444	303.00



A60 | 7.5W | 180°
2700K | 720lm | EEK=F
8kWh/1000h



Prod. no.: 1005305 | 17.00 GBP



A60 | 7.5W | 180°
2700K | 720lm | EEK=F
8kWh/1000h



Prod. no.: 1005305 | 17.00 GBP



Product	Prod. no.	GBP
1-phase adapter		
● black	143120	13.00
○ white	143121	13.00
● grey	143124	13.00
3-phase light adapter		
● black	145990	17.00
● grey	145994	17.00
○ white	1001542	17.00
FITU single ceiling rose		
○ white	132601	23.00
● gold	1002163	25.00
FITU single ceiling rose, round		
● black	132600	23.00
● chrome	132605	25.00

1006438 285





ASTO TUBE



220-240V ~50/60Hz
Material: aluminium



Base: 1xGU10

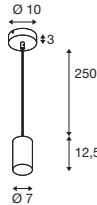


LED GU10 51mm | 6W | 36°
2200-2700K | 360lm | EEK=G
6kWh/1000h



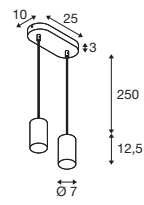
Prod. no.: 1005273 | 9.00 GBP

ASTO TUBE PD, single, GU 10



Options	Prod. no.	GBP
● black	1006431	52.00
○ white	1006432	52.00

ASTO TUBE PD, double, GU 10



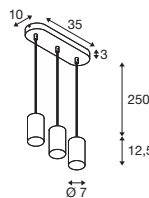
Options	Prod. no.	GBP
● black	1006433	95.00
○ white	1006434	95.00

ASTO TUBE Decorative reflector



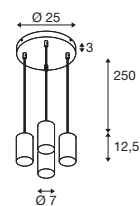
H: 3.95 cm
Diameter: 6.75 cm
Material: polycarbonate (PC)

ASTO TUBE PD, triple, GU 10



Options	Prod. no.	GBP
● black	1006435	138.00
○ white	1006436	138.00

ASTO TUBE PD, quadruple, GU 10



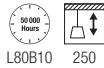
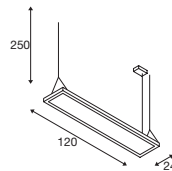
Options	Prod. no.	GBP
● black	1006437	168.00
○ white	1006438	168.00

Options	Prod. no.	GBP
● black/chrome	1007190	4.00
● gold	1006450	4.00
● chrome	1006449	4.00
● copper	1006451	4.00





WORKLIGHT PRO 120 PD, DALI



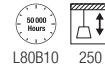
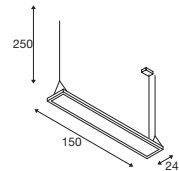
200-240V ~50/60Hz | 1200mA
Total wattage: 50W
Material: aluminium/steel



Up 2800lm | 4000K
Down 3300lm

Options	Prod. no.	GBP
● black	1007468	428.00
○ white	1007469	428.00
● grey	1007470	428.00

WORKLIGHT PRO 150 PD, DALI



200-240V ~50/60Hz | 1400mA
Total wattage: 59W
Material: aluminium/steel



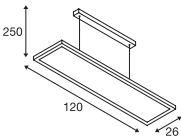
Up 3300lm | 4000K
Down 3900lm

Options	Prod. no.	GBP
● black	1007471	514.00
○ white	1007472	514.00
● grey	1007473	514.00

WORKLIGHT
PD, DALI



NEW



-
-
-
-
-
-
-
-
-

200-240V ~50/60Hz | 1550mA
Total wattage: 57W
Material: aluminium



Up 2000lm | 4000K
Down 3000lm

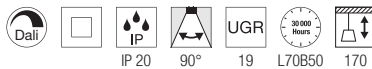
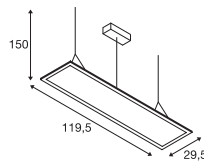
Options	Prod. no.	GBP
● black	1005395	403.00
○ white	1005396	403.00
○ silver	1006345	403.00

1006345 288





I-PENDANT PRO
PD, 1195x295mm, DALI



120-277V ~50/60Hz | 1000mA
Total wattage: 43W
Material: aluminium/
poly (methyl methacrylate) (PMMA)

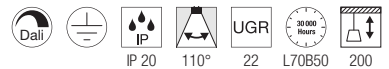
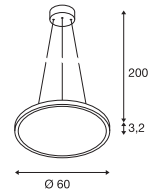


Down 3750lm | 3000K
3800lm | 4000K

Options	Prod. no.	GBP
○ white 3750lm 3000K	1003048	320.00
○ white 3800lm 4000K	1003049	320.00
● grey 3750lm 3000K	1003050	320.00
● grey 3800lm 4000K	1003051	320.00



PANEL 60
PD, round, DALI



120-277V ~50/60Hz | 1000mA
Total wattage: 43W
Material: aluminium/
poly (methyl methacrylate) (PMMA)

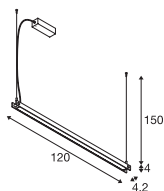


Down 3150lm | 3000K
3350lm | 4000K

Options	Prod. no.	GBP
○ white 3150lm 3000K	1003044	278.00
○ white 3350lm 4000K	1003045	278.00
● grey 3150lm 3000K	1003046	278.00
● grey 3350lm 4000K	1003047	278.00



NOYA
PD, PHASE



220-240V ~50/60Hz | 700mA
Total wattage: 32W
Material: aluminium/polycarbonate (PC)



Down 1861lm | 2700K | 2025lm | 3000K

Options	Prod. no.	GBP
● black	1003530	411.00
○ white	1003532	411.00

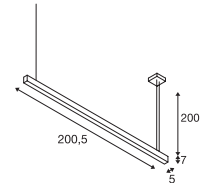
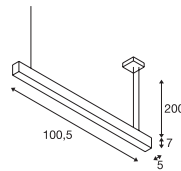


1003530 290





GLENOS®
PD, 1m, 1-10V

GLENOS®
PD, 2m, 1-10V



1001409 291



220-240V ~50/60Hz | 1000mA
Total wattage: 43W
Material: aluminium/plastic

220-240V ~50/60Hz | 1000mA
Total wattage: 85W
Material: aluminium/plastic




Down 2850lm | 3000K
3300lm | 4000K


Down 5700lm | 3000K
6600lm | 4000K

Options	Prod. no.	GBP
● black 2850lm 3000K	1001400	338.00
● black 3300lm 4000K	1001403	338.00

Options	Prod. no.	GBP
● black 5700lm 3000K	1001406	464.00
● black 6600lm 4000K	1001409	464.00



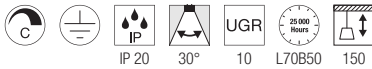
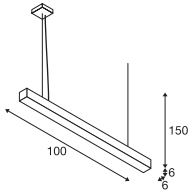
1000933 293



1000927 293



Q-LINE®
PD, 1m, BAP, PHASE



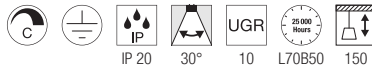
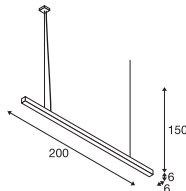
220-240V ~50/60Hz | 900mA
Total wattage: 46W
Material: aluminium/plastic



Down 2100lm | 3000K
2300lm | 4000K

Options	Prod. no.	GBP
● black 2100lm 3000K	1000927	416.00
● black 2300lm 4000K	1000933	416.00
○ white 2100lm 3000K	1000926	416.00
○ white 2300lm 4000K	1000932	416.00

Q-LINE®
PD, 2m, BAP, PHASE



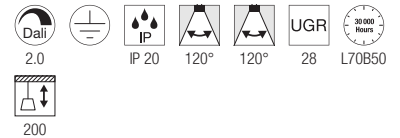
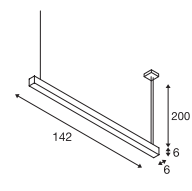
220-240V ~50/60Hz | 900mA
Total wattage: 93W
Material: aluminium/plastic



Down 4200lm | 3000K
4600lm | 4000K

Options	Prod. no.	GBP
● black 4200lm 3000K	1000930	623.00
● black 4600lm 4000K	1000936	623.00
○ white 4200lm 3000K	1000929	623.00
○ white 4600lm 4000K	1000935	623.00

Q-LINE®
PD, DALI, single



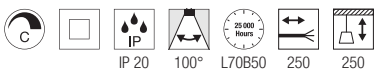
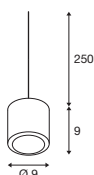
220-240V ~50/60Hz | 700mA
Total wattage: 47W
Material: aluminium/acrylic



Down 3700lm | 3000K

Options	Prod. no.	GBP
● black	1001309	498.00
○ white	1001310	498.00

OCULUS
PD, single, PHASE



220-240V ~50/60Hz | 250mA
Total wattage: 11W
Material: aluminium/glass

- Additional frosted lens included
- Matching accessories can be found on page 295
- Open cable end



Down 36lm | 2000K - 780lm | 3000K

Options	Prod. no.	GBP
● black	1004672	180.00
○ white	1004673	180.00

1004672 294

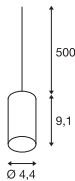


132690 295





FITU
PD, E27



220-240V ~50/60Hz
Material: aluminium

- Textile cable
- Matching accessories can be found on page 295
- Open cable end



Base: 1xE27

Options	Prod. no.	GBP
● black	132690	52.00
○ white	132691	52.00



A60 | 7.5W | 320°
2700K | 800lm | EEK=F
8kWh/1000h



Prod. no.: 1005303 | 9.00 GBP

Fitu single ceiling rose, round

16A max.
Steel
H: 3.9 cm
Diameter: 8.5 cm
Strain relief included



Options	Prod. no.	GBP
● black	132600	23.00
○ white	132601	23.00
● gold	1002163	25.00
● chrome	132605	25.00

Fitu set of 3 ceiling roses, round

16A max.
Steel
H: 5.4 cm
Diameter: 22 cm
Strain relief included



Options	Prod. no.	GBP
● black	132610	55.00
○ white	132611	55.00

Surface-mounted ceiling rose

16A max.
Steel
H: 2.6 cm
Diameter: 9 cm



Options	Prod. no.	GBP
● black	1004744	30.00
○ white	1004745	30.00
● gold	1006377	32.00
● chrome	1004746	32.00

Recessed ceiling rose

16A max.
Steel/polyamide 66 (PA 66)
H: 3.3 cm
Diameter: 8.5 cm



Options	Prod. no.	GBP
● black	1004674	20.00
○ white	1004675	20.00
● gold	1006378	24.00
● chrome	1004676	24.00

Ceiling hook

aluminium
L: 4.6 cm
Diameter: 1.8 cm



Options	Prod. no.	GBP
● black	132670	17.00
○ white	132671	17.00

1-phase adapter

6A max.
Polycarbonate (PC)
L: 8.5 cm W: 3.5 cm H: 3.2 cm
max. mech. load 2 kg



Options	Prod. no.	GBP
● black	143120	13.00
○ white	143121	13.00
● grey	143124	13.00

3-phase light adapter

10A max.
plastic
L: 9.6 cm W: 3.5 cm H: 4.5 cm
max. mech. Load 5 kg



Options	Prod. no.	GBP
● black	145990	17.00
○ white	1001542	17.00
● grey	145994	17.00

Cable hook

aluminium
L: 3.1 cm
Diameter: 1.4 cm



Options	Prod. no.	GBP
● black	132680	11.00
○ white	132681	11.00

FENDA
PD, E27



FENDA
Glass shade



H: 20 cm
Diameter: 12.5 cm
Material: glass


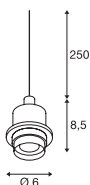
FENDA
15 cm, round



H: 40 cm
Diameter: 15 cm
Material: textile/steel

Options	Prod. no.	GBP
● brown	1000773	56.00

Options	Prod. no.	GBP
● black/copper	156152	46.00
○ white	156141	39.00
● grey	1004773	39.00
● beige	156143	39.00



220-240V ~50/60Hz
Material: steel/plastic

- Matching accessories can be found on page 295
- Open cable end



Base: 1xE27

Options	Prod. no.	GBP
● black	132660	26.00
○ white	132661	26.00
● chrome	132662	29.00



A60 | 7.5W | 320°
2700K | 800lm | EEK=F
8kWh/1000h



Prod. no.: 1005303 | 9.00 GBP





FENDA
30 cm, round



H: 20 cm
Diameter: 30 cm
Material: textile/steel

FENDA
Ø 45 cm, round



H: 28 cm
Diameter: 45.5 cm
Material: textile/steel

FENDA
Ø 70 cm, round



H: 36 cm
Diameter: 70 cm
Material: textile/steel

• Not suitable for Fenda Bow.

Options	Prod. no.	GBP
●● black/copper	155592	61.00
○ white	155582	46.00
● grey	1004774	46.00
● beige	155583	46.00

Options	Prod. no.	GBP
●● black/copper	156122	76.00
○ white	156111	72.00
● grey	1004775	72.00
● beige	156113	72.00

Options	Prod. no.	GBP
●● black/copper	1000580	111.00
○ white	1000579	97.00



Product	Prod. no.	GBP
Acrylic glass cover	156100	39.00



Product	Prod. no.	GBP
Acrylic glass cover	1000957	81.00



155561 + 1000579 296 + 297

MIX & MATCH FENDA

FENDA Ø15

Black	156152
White	156141
Beige	156143
Grey	1004773




FENDA Ø30

Black	155592
White	155582
Beige	155583
Grey	1004774



FENDA Ø45

Black	156122
White	156111
Beige	156113
Grey	1004775



FENDA BOW

Black	1003029
Chrome	1000763



FENDA TL

Black	155780
-------	--------



FENDA FL

Black	155790
-------	--------



FENDA TL

Black	155540
-------	--------



FENDA FL

Black	155490
-------	--------


Combine the SLV Mix & Match products to suit your taste. Designed to work perfectly together, you can mix and match within the FENDA family or even combine the FENDA and FITU product families. You can recognise SLV Mix & Match products by the following symbol:



MIX
match

FENDA Ø70

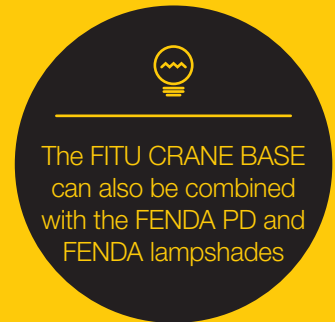
Black | 1000580
White | 1000579



FENDA Ø12,5

Glass Shade

Brown | 1000773



FENDA PD

Black | 132660
White | 132661
Chrome | 132662



FENDA CL

Black | 155550
White | 155551



FITU CRANE BASE

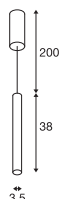

Black | 1004682



FITU PD

Black | 132690
White | 132691

HELIA AMBIENT 35 PD, PHASE



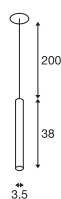
220-240V ~50/60Hz | 500mA
Total wattage: 9W
Material: aluminium/acrylic



Down 425lm | 3000K

Options	Prod. no.	GBP
● black	1003436	188.00

HELIA AMBIENT 35 PD



500mA
Total wattage: 7.5W
Material: aluminium/acrylic

- Open cable end
- Diameter built-in rosette 68 mm




Down 425lm | 3000K

Options	Prod. no.	GBP
● black	1003435	154.00



Product	Prod. no.	GBP
LED driver 20W 350mA/500mA PHASE		
○ white	1007227	35.00
LED driver 25W 150-700mA DALI dimmable		
○ white	1007229	61.00
LED driver 21W 500mA strain relief included		
○ white	1007226	26.00



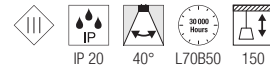
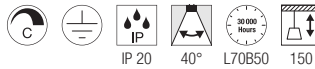

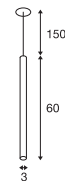
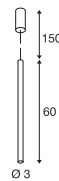
1003436 300



HELIA 30 PD, PHASE

HELIA 30 PD

152360 301



220-240V ~50/60Hz | 500mA
Total wattage: 9.2W
Material: aluminium

500mA
Total wattage: 7.5W
Material: aluminium

- Includes built-in rosette
- Material thickness of mounting surface: max. 12 mm
- Diameter built-in rosette 68 mm



Down 590lm | 3000K



Down 500lm | 3000K

Options	Prod. no.	GBP
● black	152360	188.00

Options	Prod. no.	GBP
● black	158400	154.00



Product	Prod. no.	GBP
LED driver 20W 350mA/500mA PHASE		
○ white	1007227	35.00
LED driver 25W 150-700mA DALI dimmable		
○ white	1007229	61.00
LED driver 21W 500mA strain relief included		
○ white	1007226	26.00

152370 303

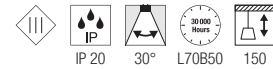
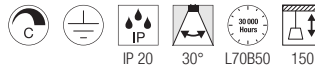

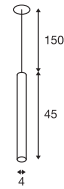
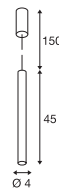




158400 303

HELIA 40 PD, PHASE

HELIA 40 PD



220-240V ~50/60Hz | 500mA
Total wattage: 10W
Material: aluminium

500mA
Total wattage: 9W
Material: aluminium

- Includes built-in rosette
- Material thickness of mounting surface: max. 12 mm
- Diameter built-in rosette 68 mm



Down 730lm | 3000K



Down 700lm | 3000K

Options	Prod. no.	GBP
● black	152370	214.00

Options	Prod. no.	GBP
● black	158410	171.00



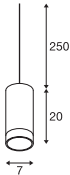
Product	Prod. no.	GBP
LED driver 20W 350mA/500mA PHASE		
○ white	1007227	● 35.00
LED driver 25W 150-700mA DALI dimmable		
○ white	1007229	● 61.00
LED driver 21W 500mA strain relief included		
○ white	1007226	● 26.00



149388 305



ASTINA PD, QPAR51



220-240V ~50/60Hz
Material: aluminium

- Open cable end



Base: 1xGU10

Options	Prod. no.	GBP
● black	1002939	101.00
○ white	1002937	101.00



LED GU10 51mm | 6W | 36°
2200-2700K | 360lm | EEK=G
6kWh/1000h

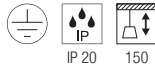
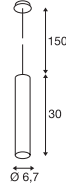


Prod. no.: 1005273 | 9.00 GBP



Product	Prod. no.	GBP
1-phase adapter		
● black	143120	13.00
○ white	143121	13.00
● grey	143124	13.00
3-phase light adapter		
● black	145990	17.00
● grey	145994	17.00
○ white	1001542	17.00
Fitu single ceiling rose, round		
● black	132600	23.00
● chrome	132605	25.00
Fitu single ceiling rose		
○ white	132601	23.00
Fitu set of 3 ceiling roses, round		
● black	132610	55.00
○ white	132611	55.00

ENOLA B PD, QPAR51



220-240V ~50/60Hz
Material: aluminium/steel



Base: 1xGU10

Options	Prod. no.	GBP
● black	151850	95.00
○ white	151851	95.00
● gold	151853	99.00

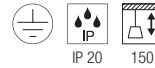
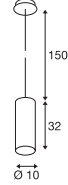


LED GU10 51mm | 6W | 38°
2700K | 450lm | EEK=F
6kWh/1000h



Prod. no.: 1005077 | 7.00 GBP

ENOLA PD, E27



220-240V ~50/60Hz
Material: aluminium/steel



Base: 1xE27

Max. Ø: 9 cm

L: 18 cm

Options	Prod. no.	GBP
● black	149388	70.00
○ white	149381	70.00
● gold	149387	81.00

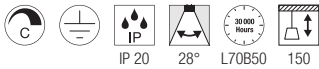


LED E27 | 13.2W | 220°
2700K | 1300lm | EEK=F
13kWh/1000h



Prod. no.: 1005302 | 11.00 GBP

ANELA
PD, PHASE



220-240V ~50/60Hz | 500mA
Total wattage: 10W
Material: aluminium

- Reflector not included
- Luminous flux with reflector 1000809 = 500lm/ luminous flux with reflector 1000810 = 620lm/ luminous flux with reflector 1000811 = 200lm/ luminous flux with reflector 1000812 = 600lm



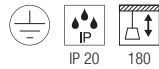
Down 220lm | 3000K | 750lm |

Options	Prod. no.	GBP
● black	1000813	163.00



Product	Prod. no.	GBP
Reflector 28°		
● black	1000811	17.00
○ white	1000812	17.00
● gold	1000809	17.00
● grey	1000810	17.00

LISENNE
PD, E27



220-240V ~50/60Hz
Material: basalt/glass




Base: 1xE27 Max. Ø: 5.9 cm | L: 15 cm

Options	Prod. no.	GBP
● grey/brown	155714	207.00



LED E27 | 8W | 240°
3000K | 880lm | EEK=E
8kWh/1000h

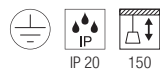
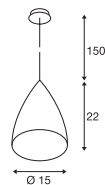
Prod. no.: 1005289 | 9.00 GBP





133444 307

TONGA®
PD, E14



220-240V ~50/60Hz
Material: aluminium/glass



Base: 1xE14 Max. Ø: 5.1 cm L: 13 cm

Options	Prod. no.	GBP
● grey	133444	111.00

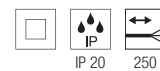
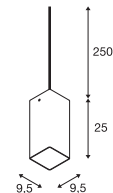


C35 | 4.2W | 320°
2700K | 350lm | EEC=G
5kWh/1000h



Prod. no.: 1005285 | 8.00 GBP

QUADRASS
PD, E27



220-240V ~50/60Hz
Material: steel/glass



Base: 1xE27 Max. Ø: 6.5 cm L: 18 cm

Options	Prod. no.	GBP
● chrome	1003432	90.00




LED E27 | 13.2W | 220°
2700K | 1300lm | EEC=F
13kWh/1000h



Prod. no.: 1005302 | 11.00 GBP



Product	Prod. no.	GBP
1-phase adapter		
○ white	143121	13.00
3-phase light adapter		
○ white	1001542	17.00
Fitu single ceiling rose		
○ white	132601	23.00




1003432 307



1006159 309



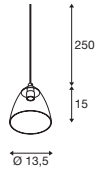
133019 309



133060 309



PARA CONE GL PD, GU10



220-240V ~50/60Hz
Material: aluminium/glass

- Open cable end



Base: 1xGU10

Options	Prod. no.	GBP
● black	1006159	73.00
○ white	1006160	73.00

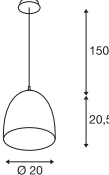


LED GU10 51mm | 6W | 38°
2700K | 450lm | EEK=F
6kWh/1000h



Prod. no.: 1005077 | 7.00 GBP

PARA CONE 20 PD, E27



220-240V ~50/60Hz
Material: aluminium/steel

- Textile cable
- black/gold version with golden reflector
- all other versions with white reflector



Base: 1xE27

Options	Prod. no.	GBP
● gold/black	133050	101.00
● copper	133009	141.00

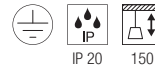
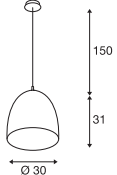


A60 | 7.5W | 320°
2700K | 800lm | EEK=F
8kWh/1000h



Prod. no.: 1005303 | 9.00 GBP

PARA CONE 30 PD, E27



220-240V ~50/60Hz
Material: aluminium/steel

- Textile cable
- black/gold version with golden reflector
- all other versions with white reflector



Base: 1xE27

Options	Prod. no.	GBP
● black/gold	133060	170.00
● copper	133019	191.00



A60 | 7.5W | 320°
2700K | 800lm | EEK=F
8kWh/1000h



Prod. no.: 1005303 | 9.00 GBP



Product	Prod. no.	GBP
1-phase adapter		
● black	143120	13.00
○ white	143121	13.00
● grey	143124	13.00
3-phase light adapter		
● black	145990	17.00
● grey	145994	17.00
○ white	1001542	17.00
Surface-mounted ceiling rose		
● black	1004744	30.00
○ white	1004745	30.00
● chrome	1004746	32.00
Recessed ceiling rose		
● black	1004674	20.00
○ white	1004675	20.00
Fitu single ceiling rose, round		
● black	132600	23.00
● chrome	132605	25.00
Fitu single ceiling rose		
○ white	132601	23.00



1002949 311

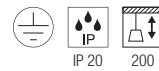
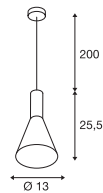
1002951 310

1002950 311



1002949 311

PHELIA 10 PD, E27



220-240V ~50/60Hz
Material: aluminium

- Textile cable



Base: 1xE27

Options	Prod. no.	GBP
● black/gold	1002951	113.00



A60 | 7.5W | 180°
2700K | 720lm | EEK=F
8kWh/1000h



Prod. no.: 1005305 | 17.00 GBP



PHELIA 20
PD, E27



220-240V ~50/60Hz
Material: aluminium

- Textile cable



Base: 1xE27

Options	Prod. no.	GBP
●● black/gold	1002948	121.00

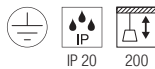


LED E27 | 13.2W | 220°
2700K | 1300lm | EEK=F
13kWh/1000h



Prod. no.: 1005302 | 11.00 GBP

PHELIA 25
PD, E27



220-240V ~50/60Hz
Material: aluminium

- Textile cable



Base: 1xE27

Options	Prod. no.	GBP
●● black/gold	1002949	139.00

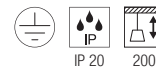


LED E27 | 13.2W | 220°
2700K | 1300lm | EEK=F
13kWh/1000h



Prod. no.: 1005302 | 11.00 GBP

PHELIA 30
PD, E27



220-240V ~50/60Hz
Material: aluminium

- Textile cable



Base: 1xE27

Options	Prod. no.	GBP
●● black/gold	1002950	161.00

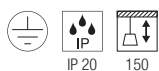
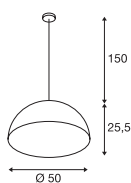


G125 | 7.5W | 320°
2700K | 800lm
EEK=F 8kWh/1000h



Prod. no.: 1005310 | 16.00 GBP

FORCHINI 50
PD, E27



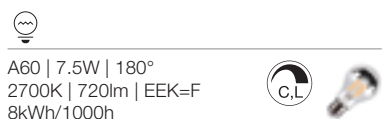
220-240V ~50/60Hz
Material: GFK

- Textile cable



Base: 1xE27 max. L: 20 cm

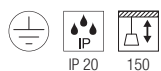
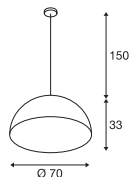
Options	Prod. no.	GBP
● black/gold	155530	196.00



A60 | 7.5W | 180°
2700K | 720lm | EEK=F
8kWh/1000h

Prod. no.: 1005305 | 17.00 GBP

FORCHINI 70
PD, E27



220-240V ~50/60Hz
Material: GFK

- Textile cable




Base: 1xE27 max. L: 20 cm

Options	Prod. no.	GBP
● black/gold	1001701	346.00



LED E27 | 13.2W | 220°
2700K | 1300lm | EEK=F
13kWh/1000h

Prod. no.: 1005302 | 11.00 GBP



155910 312

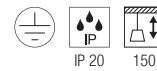
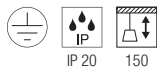
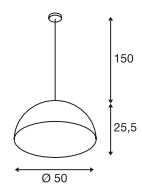
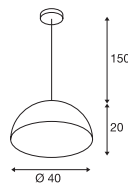


1001701 311



FORCHINI M 40
PD, E27

FORCHINI M 50
PD, E27



220-240V ~50/60Hz
Material: aluminium/steel

220-240V ~50/60Hz
Material: aluminium/steel

- Textile cable

- Textile cable



Base: 1xE27 max. L: 15.2 cm

Base: 1xE27 max. L: 18 cm

Options	Prod. no.	GBP
● black/gold	155910	196.00

Options	Prod. no.	GBP
● black/gold	155930	216.00



A60 | 7.5W | 180°
2700K | 720lm | EEK=F
8kWh/1000h



Prod. no.: 1005305 | 17.00 GBP



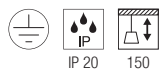
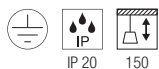
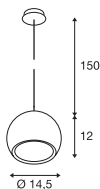
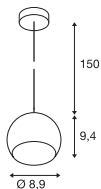
LED E27 | 13.2W | 220°
2700K | 1300lm | EEK=F
13kWh/1000h



Prod. no.: 1005302 | 11.00 GBP

LIGHT EYE® 90
PD, GU10

LIGHT EYE® 150
PD, QPAR111



220-240V ~50/60Hz
Material: steel

220-240V ~50/60Hz
Material: steel

- Textile cable

- Textile cable



Base: 1xGU10

Base: 1xGU10

Options	Prod. no.	GBP
● black/chrome	133490	73.00

Options	Prod. no.	GBP
○ white/chrome	133481	103.00
● chrome	133482	109.00
● copper	133489	133.00



LED GU10 51mm | 5W | 38°
2700-6500K | 350lm | EEK=G



Prod. no.: 1005311 | 33.00 GBP



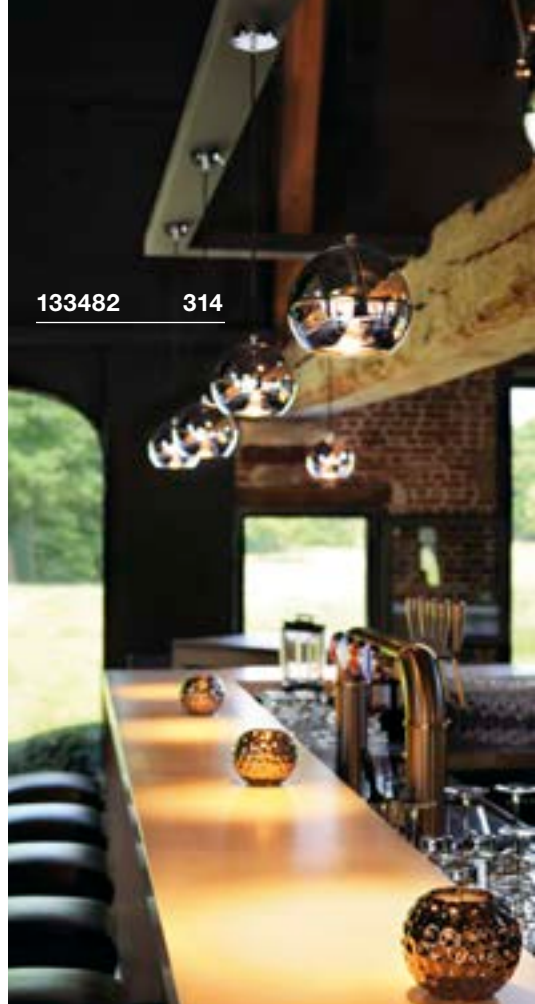
QPAR111 | 12.5W | 30°
2700K | 950lm | EEK=F
13kWh/1000h



Prod. no.: 1005276 | 43.00 GBP



Product	Prod. no.	GBP
Lamp decorative ring diameter 5.7cm		
● black	151040	5.00
○ white	151041	5.00
● chrome	151049	7.00



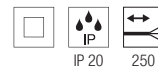
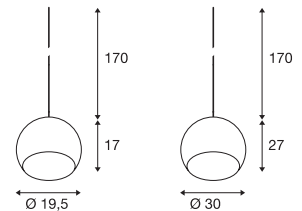
133482 314



133481 314

SUN / BIG SUN
PD, E27

1002045 315

220-240V ~50/60Hz
Material: steel/glass

- Matching accessories can be found on page 295
- Open cable end

SOCKET
INSIDE <60
W


Base: 1xE27

Max. Ø: 7 cm

L: 12 cm


Options	Prod. no.	GBP
○ 1xE27 Ø: 19.5 cm	1002045	79.00
○ 1xE27 Ø: 30 cm	1002046	147.00

A60 | 7.5W | 320°
2700K | 800lm | EEK=F
8kWh/1000hProd. no.: **1005303** | **9.00 GBP**





ROTOBALL 25 PD, E27



220-240V ~50/60Hz
Material: steel/polyethylene (PE)



Base: 1xE27 Max. Ø: 7 cm

Options	Prod. no.	GBP
<input type="radio"/> white	165390	139.00

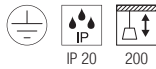


LED E27 | 13.2W | 220°
2700K | 1300lm | EEK=F
13kWh/1000h



Prod. no.: 1005302 | 11.00 GBP

ROTOBALL 40 PD, E27



220-240V ~50/60Hz
Material: steel/polyethylene (PE)



Base: 1xE27 Max. Ø: 9.5 cm

Options	Prod. no.	GBP
<input type="radio"/> white	165410	156.00

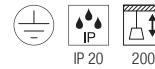


LED E27 | 13.2W | 220°
2700K | 1300lm | EEK=F
13kWh/1000h



Prod. no.: 1005302 | 11.00 GBP

ROTOBALL 50 PD, E27



220-240V ~50/60Hz
Material: steel/polyethylene (PE)



Base: 1xE27 Max. Ø: 9.5 cm

Options	Prod. no.	GBP
<input type="radio"/> white	165400	191.00

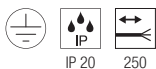
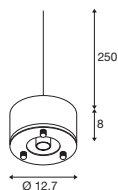


LED E27 | 13.2W | 220°
2700K | 1300lm | EEK=F
13kWh/1000h



Prod. no.: 1005302 | 11.00 GBP

PARA DOME PD, E27



220-240V ~50/60Hz
Material: aluminium

- Open cable end

**SOCKET
INSIDE** <150
W

Base: 1xE27

Max. Ø: 7 cm

Options	Prod. no.	GBP
● black	1005214	71.00
● grey	1005215	71.00



LED E27 | 13.2W | 220°
2700K | 1300lm | EEK=F
13kWh/1000h



Prod. no.: 1005302 | 11.00 GBP



Product	Prod. no.	GBP
1-phase adapter		
● black	143120	13.00
3-phase light adapter		
● black	145990	17.00
Surface-mounted ceiling rose		
● black	1004744	30.00
Ceiling rosette		
● black	210060	28.00
Fitu single ceiling rose, round		
● black	132600	23.00

PARA DOME Shade



NEW



IP 20

H: 20.6 cm
Diameter: 30.8 cm
Material: aluminium

Options	Prod. no.	GBP
● black	1005216	86.00
● black/gold	1006410	86.00
● grey	1005217	86.00


PARA DOME Shade



IP 20

H: 20 cm
Diameter: 31.5 cm
Material: polycarbonate (PC)

Options	Prod. no.	GBP
○ transparent	1005218	86.00



165358 319



165359 319

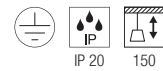
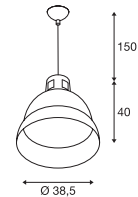


PARA 380

PD, E27

165359

319



220-240V ~50/60Hz
Material: aluminium

SOCKET <20
INSIDE W

Base: 1xE27

Options	Prod. no.	GBP
● black	165359	142.00
● aluminium	165358	145.00



LED E27 | 13.2W | 220°
2700K | 1300lm | EEF=F
13kWh/1000h



Prod. no.: 1005302 | 11.00 GBP

1007612 325





LED
LYGANT | 325



LED
LYGANT | 325



SOCKET
VARYT | 327



LED
SEDO 7 | 329



LED
SEDO 14 | 329



LED
SEDO 21 | 329



LED
TRUKKO | 330



LED
TRUKKO | 330



LED
TRUKKO | 331



LED
TRUKKO 80 | 331



LED
TRUKKO 60 | 332



LED
TRUKKO 90 | 332



LED
MARYLIN 40 | 333



LED
WL 149 | 334



SOCKET
WL 149 | 334



SOCKET
WL 106 | 335



SOCKET
WL 106 | 335



SOCKET
MIBO UP/DOWN | 337



LED
MAGANDA | 337



LED
DORISA 30 | 339



LED
DORISA 50 | 339



LED
GLENOS® 60 | 339




LED
L-LINE 60 | 341




LED
L-LINE 120 | 341



LED
Q-LINE® | 341



SOCKET
PANTILO ROPE | 345



SOCKET
ASTO TUBE | 347



SOCKET
ASTO TUBE | 347



LED
MANA BASE | 349



LED
MANA BASE | 349



LED
MANA 40 | 319



LED
MANA 60 | 349



LED
MANA | 351



LED
MANA | 351



LED
MANA | 351



LED
MANA | 353



LED
MANA | 353



LED
MANA | 353



LED
MANA | 353



LED
OCULUS | 355



LED
OCULUS
UP/DOWN | 355



SOCKET
PLASTRA | 356



SCKET
PLASTRA | 356



SCKET
PLASTRA | 357



SCKET
PLASTRA | 357



SCKET
PLASTRA | 359



LED
PLASTRA | 359



LED
PLASTRA | 359



SCKET
PLASTRA | 360



SCKET
PLASTRA 101 | 361



SCKET
PLASTRA | 361



SCKET
PLASTRA 104 | 361



LED
LOGS IN | 362



LED
LOGS IN | 362



LED
LOGS IN L | 363



LED
LOGS IN L | 363



LED
QUAD FRAME 14 | 364



LED
QUAD FRAME 19 | 364



LED
SHELL 15 | 365



LED
SHELL 30 | 365



LED
ASSO 300 | 366



LED
ASSO 300 | 367



SCKET
OSSA 180 | 367



SCKET
OSSA 300 | 367



LED
CARISO | 368



LED
CARISO | 368



LED
CHROMBO | 369



LED
DIRETO 60 | 370



LED
DIRETO 90 | 370



LED
ARLINA 60 | 371



LED
ARLINA 130 | 371



SCKET
ANDREAS | 373



SCKET
DENA 30 | 373



SCKET
BASKET | 373



SCKET
QUADRASS | 375



LED
QUADRASS
SPOT | 375



SCKET
LISENNE | 375



SCKET
FITU | 376



SCKET
FITU CUBE | 376



SCKET
THEO UP/DOWN | 377



SCKET
SOLID CUBE | 377



ENOLA B | 379



ENOLA B | 379



**ASTINA
UP/DOWN** | 379



SCKET
FENDA | 380



FENDA | 380



LED
KENKUA SPOT | 381



LED
COUPA FLEX | 381



LED
KARPO MAGN | 382



LED
KARPO GOOSE | 382



LED
KARPO 30 | 383



LED
KARPO | 383



LED
SOMNILA SPOT | 384



LED
SOMNILA SPOT | 385



LED
SOMNILA FLEX | 385



LED
SOMNILA FLEX | 385



SCKET
DIO FLEX PLATE | 387



LED
DIO FLEX PLATE | 387



LED
DIO FLEX PLATE | 387



SCKET
PHELIA | 388



LED
MERADO FLOOD | 388



SCKET
DISPLAY ADL 50 | 389

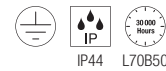

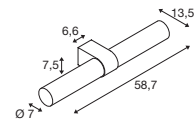
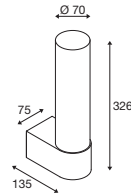
1007619 325





LYGANT
WL, single

LYGANT
WL, double



220-240V ~50/60Hz | 700mA
Total wattage: 8W
Material: stainless steel/glass

220-240V ~50/60Hz | 500mA
Total wattage: 11W
Material: stainless steel/glass




Down 560lm | 3000K


Down 800lm | 3000K

Options	Prod. no.	GBP
● black	1007614	214.00
○ white	1007613	214.00
● brass	1007612	240.00
● chrome	1007615	240.00

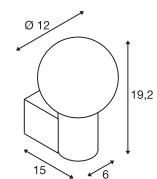
Options	Prod. no.	GBP
● black	1007618	308.00
○ white	1007617	308.00
● brass	1007616	331.00
● chrome	1007619	331.00

1007603 327





VARYT WL, E14



220-240V ~50/60Hz
Material: stainless steel/glass 1007601
Steel/glass 1007603, 1007602, 1007600

SOCKET
INSIDE <6
W

Base: 1xE14 Max. Ø: 3.8 cm L: 11 cm

Options	Prod. no.	GBP
● black	1007603	125.00
○ white	1007602	125.00
● brass	1007601	154.00
● chrome	1007600	137.00




C35 | 4.2W | 320°
2700K | 350lm | EEK=G
5kWh/1000h



Prod. no.: 1005285 | 8.00 GBP




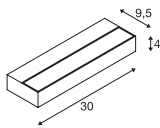
151796 329



1002964 329



SEDO 7
WL




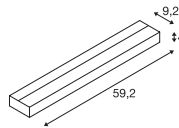
220-240V ~50/60Hz | 350mA
Total wattage: 11.5W
Material: aluminium/glass



Down 1020lm | 3000K

Options	Prod. no.	GBP
<input type="radio"/> white	1002962	161.00
<input checked="" type="radio"/> aluminium	1002964	173.00

SEDO 14
WL



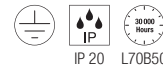
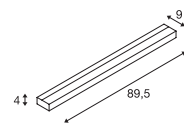
220-240V ~50/60Hz | 500mA
Total wattage: 18W
Material: aluminium/glass



Down 1300lm | 3000K

Options	Prod. no.	GBP
<input type="radio"/> white	151781	208.00
<input checked="" type="radio"/> aluminium	151786	217.00

SEDO 21
WL



220-240V ~50/60Hz | 700mA
Total wattage: 30W
Material: aluminium/glass



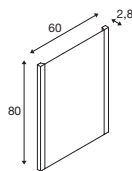

Down 2500lm | 3000K

Options	Prod. no.	GBP
<input type="radio"/> white	151791	251.00
<input checked="" type="radio"/> aluminium	151796	260.00

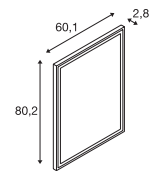



1004729 330

TRUKKO
WL, square, mirror heating



TRUKKO
WL, rectangular



1004730 330



220-240V ~50/60Hz | 24V
Total wattage: 24 W
Material: glass/aluminium

- incl. mirror heating
- Light colour can be adjusted via touch function



1310lm | 3000K | 1320lm | 4000K | 1340lm | 6500K

Options	Prod. no.	GBP
☉ silver/opaque	1004729	364.00



220-240V ~50/60Hz | 24V
Total wattage: 25W
Material: glass/plastic

- incl. mirror heating
- Light colour can be adjusted via touch function



1080lm | 3000K | 1290lm | 4000K | 1250lm | 6500K


Options	Prod. no.	GBP
☉ silver/opaque	1004730	329.00



1007201 331



TRUKKO
WL, round



220-240V ~50/60Hz | 24V
Total wattage: 25W
Material: glass/ABS

- incl. mirror heating
- Light colour can be adjusted via touch function



730lm | 3000K | 710lm | 4000K | 720lm | 6500K

Options	Prod. no.	GBP
○ silver/opaque 1270/1260/1260lm	1004731	346.00
● transparent/black 730/710/720lm	1007201	346.00

TRUKKO 80
WL, round



220-240V ~50/60Hz | 24V
Total wattage: 23W
Material: glass/ABS

- incl. mirror heating
- Light colour can be adjusted via touch function



730lm | 3000K | 740lm | 4000K | 790lm | 6500K

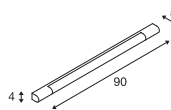
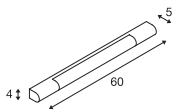
Options	Prod. no.	GBP
○ silver/opaque 1100/1130/1210lm	1007200	481.00
● transparent/black 730/740/790lm	1007202	481.00

1007202 331



TRUKKO 60
WL

TRUKKO 90
WL



220-240V ~50/60Hz | 500mA
Total wattage: 9.2W
Material: aluminium/plastic

220-240V ~50/60Hz | 500mA
Total wattage: 12W
Material: aluminium/plastic



Down 750lm | 3000K

Down 1040lm | 3000K


Options	Prod. no.	GBP
● chrome	149762	139.00

Options	Prod. no.	GBP
● chrome	149772	164.00

149772 332



149772 332

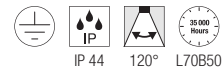
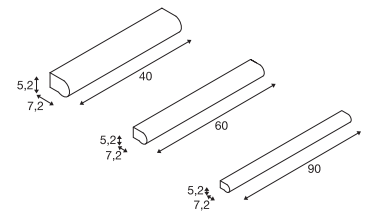




MARYLIN 40/60/90 WL



1002191 333



220-240V ~50/60Hz | 350mA
Total wattage: 9.8W
Material: aluminium/polycarbonate (PC)

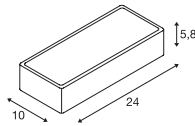
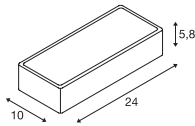


Down 890lm | 3000K | 980lm | 4000K

Options	Prod. no.	GBP
● chrome L: 40cm 890/980lm 9.8W	1002190	196.00
● chrome L: 60cm 1170/1280lm 16W	1002191	246.00
● chrome L: 90cm 1800/1990lm 21W	1002192	296.00

WL 149
WL, PHASE

WL 149
WL, QT-DE12

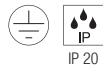


220-240V ~50/60Hz | 350mA
Total wattage: 14W
Material: steel/glass



Down 1050lm | 3000K

Options	Prod. no.	GBP
<input type="radio"/> white	149511	130.00



220-240V ~50/60Hz
Material: steel/glass



Base: R7s 78mm

Options	Prod. no.	GBP
<input type="radio"/> white/frosted	149471	61.00




LED R7s | 9W | 330°
3000K | 1050lm | EEK=E
9kWh/1000h



Prod. no.: 1005287 | 21.00 GBP

149511 334



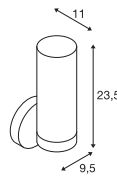
149471 334





1002228 335

WL 106
E14



220-240V ~50/60Hz
Material: aluminium/glass



Base: 1xE14 Max. Ø: 3.6 cm L: 11 cm

Options	Prod. no.	GBP
● chrome	1002228	78.00

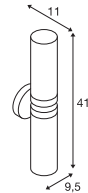


C35 | 4.2W | 320°
2700K | 350lm | EEK=G
5kWh/1000h



Prod. no.: 1005285 | 8.00 GBP

WL 106
E14



220-240V ~50/60Hz
Material: aluminium/glass



Base: 2xE14 Max. Ø: 3.6 cm L: 11 cm

Options	Prod. no.	GBP
● chrome	1002229	139.00



C35 | 4.2W | 320°
2700K | 350lm | EEK=G
5kWh/1000h



Prod. no.: 1005285 | 8.00 GBP

1004971 337

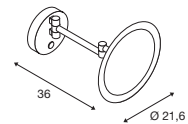
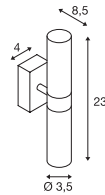




MIBO UP/DOWN
WL, QT14

MAGANDA
WL

151282 337



IP 21

220-240V ~50/60Hz
Material: aluminium/glass



Base: 2xG69

Options	Prod. no.	GBP
● chrome	151282	77.00



LED G9 | 3.6W | 300°
3000K | 400lm | EEK=E
4kWh/1000h

Prod. no.: 1005286 | 9.00 GBP



IP 44

IK02

L70B50

30000 Hours

90°

100-240V ~50/60Hz | 12V
Total wattage: 4.8W
Material: steel/glass

- Light colour can be adjusted via the housing switch



45.4lm | 2700K | 48lm | 3000K | 51lm | 4000K

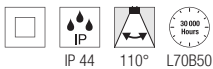
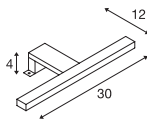
Options	Prod. no.	GBP
● chrome	1004971	175.00

1003507 339





DORISA 30
WL



200-240V ~50Hz | 340mA
Total wattage: 5.2W
Material: aluminium/plastic

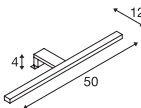
- Clamping range: 0-6mm
- Can be converted to a mirror light by removing the bracket



Down 300lm | 4000K

Options	Prod. no.	GBP
● chrome	1000777	99.00

DORISA 50
WL



200-240V ~50Hz | 340mA
Total wattage: 6.6W
Material: aluminium/plastic

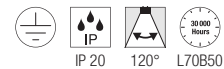
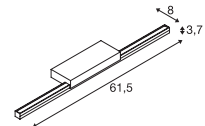
- Clamping range: 0-6mm
- Can be converted to a mirror light by removing the bracket



Down 370lm | 4000K

Options	Prod. no.	GBP
● chrome	1000780	109.00

GLENOS® 60
WL



220-240V ~50/60Hz | 500mA
Total wattage: 12W
Material: aluminium/polycarbonate (PC)



Down 1170lm | 3000K
4000K

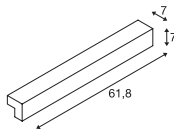
Options	Prod. no.	GBP
● black	1003506	156.00
○ white	1003507	156.00
● grey	1003508	156.00

1000669 341





L-LINE 60
WL



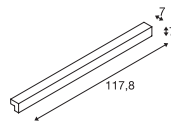
220-240V ~50/60Hz | 350mA
Total wattage: 10W
Material: aluminium/polycarbonate (PC)



Down 820lm | 3000K

Options	Prod. no.	GBP
<input type="radio"/> white	1001299	205.00
<input type="radio"/> silver	1001300	205.00

L-LINE 120
WL



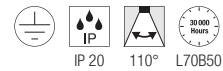
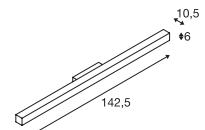
220-240V ~50/60Hz | 350mA
Total wattage: 18.5W
Material: aluminium/polycarbonate (PC)



Down 1650lm | 3000K

Options	Prod. no.	GBP
<input type="radio"/> white	1001303	284.00
<input type="radio"/> silver	1001304	284.00

Q-LINE®
WL



220-240V ~50/60Hz | 700mA
Total wattage: 45W
Material: aluminium/acrylic



Down 3800lm | 3000K

Options	Prod. no.	GBP
<input checked="" type="radio"/> black	1000669	398.00
<input type="radio"/> white	1000668	398.00
<input type="radio"/> grey	1000670	398.00

IP CLASSES

Play it safe with your lighting. No problem with SLV interior lights and the right IP rating for the relevant application area.



Lighting in a modern feel-good environment should be functional, restorative and safe, so it is vital to choose the right IP rating depending on where the light will be used.

The abbreviation IP stands for Ingress Protection. The first digit in these standardised IP codes indicates the protection against solid objects, the second digit indicates protection against moisture. It is the latter that is particularly important for bathrooms and outdoor areas.

FOREIGN OBJECTS WATER

No protection	0	0	No protection
protects against access with the back of a hand (diameter > 50 mm)	1	1	protection against vertically falling water droplets
protects against access with a finger (diameter > 12.5 mm)	2	2	protection against falling water droplets if the enclosure is tilted up to 15°
protects against access with a tool (diameter > 2.5 mm)	3	3	protection against spraying water falling at up to 60° from the vertical
protects against access with a wire (diameter > 1 mm)	4	4	protection against water splashing from all sides
Complete protection against contact (against harmful quantity of dust)	5	5	protection against water jets (from a nozzle) from any angle
complete protection against contact (dust-proof)	6	6	protection against powerful water jets
		7	protection against temporary immersion
		8	protection against continuous immersion

EXAMPLE IP 65:

The product has maximum dust protection at level 6 and high protection against water jets at level 5. It can therefore be classified as dust-tight and water-resistant.



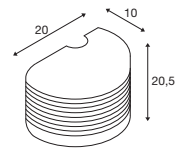


PANTILO ROPE WL, G9

1007595 345



NEW



200-240V ~50/60Hz
Material: steel

SOCKET
INSIDE <15
W

Base: 1xG69

Max. Ø: 3 cm

L: 6 cm

Options	Prod. no.	GBP
● gold	1007595	154.00
● silver	1007594	154.00




LED G9 | 3.6W | 300°
3000K | 400lm | EEK=E
4kWh/1000h

Prod. no.: 1005286 | 9.00 GBP





1006441 347



1006444 347



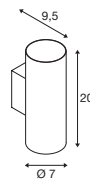
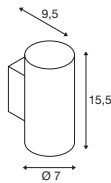
ASTO TUBE
WL, single, GU10

ASTO TUBE
WL, up/down, GU10

ASTO TUBE
Decorative reflector



H: 3.95 cm
Diameter: 6.75 cm
Material: polycarbonate (PC)



Options	Prod. no.	GBP
● black/chrome	1007190	4.00
● gold	1006450	4.00
● chrome	1006449	4.00
● copper	1006451	4.00



220-240V ~50/60Hz
Material: aluminium



220-240V ~50/60Hz
Material: aluminium



Base: 1xGU10

Options	Prod. no.	GBP
● black	1006441	52.00
○ white	1006442	52.00




Base: 2xGU10

Options	Prod. no.	GBP
● black	1006443	69.00
○ white	1006444	69.00



1004969 + 1004660 349



1004657 + 1004663 349

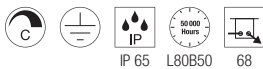
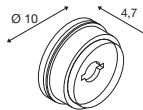
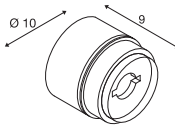




MANA BASE WL, round, PHASE



MANA BASE round



220-240V ~50/60Hz | 350mA
 Total wattage: 15W
 Material: aluminium/polycarbonate (PC)

Material: aluminium/polycarbonate (PC)

- Non-illuminated base for round shades in the MANA series



Down 800lm | 2700K | 820lm | 3000K

Options	Prod. no.	GBP
● anthracite	1006319	163.00

Options	Prod. no.	GBP
● anthracite	1004969	23.00

MANA 40 shade, round



H: 6 cm
 Diameter: 40 cm
 Material: felt/aluminium

- The felt shade can be sound-absorbing if multiple shades are mounted on a wall

Options	Prod. no.	GBP
● grey	1004661	85.00
● beige	1004660	85.00

MANA 60 shade, round



H: 6 cm
 Diameter: 60 cm
 Material: felt/aluminium

- The felt shade can be sound-absorbing if multiple shades are mounted on a wall

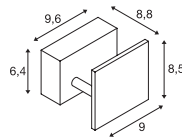
Options	Prod. no.	GBP
● grey	1004663	125.00
● beige	1004662	125.00

1000613 + 1000824 351





MANA WL, Base, PHASE



220-240V ~50/60Hz | 350mA
Total wattage: 8.3W
Material: aluminium/steel



Down 520lm | 2000-3000K

Options	Prod. no.	GBP
<input type="radio"/> white	1000613	125.00

MANA Shade



L: 12 cm H: 10 cm D: 9 cm
Material: wood

- suitable only with 1000613

Options	Prod. no.	GBP
<input type="radio"/> white	1000618	44.00
<input checked="" type="radio"/> grey/brown	1000616	44.00

MANA Shade



W: 13.6 cm H: 10 cm D: 9.5 cm
Material: plaster/steel

- suitable only with 1000613
- Can be painted over/wallpapered to match wall colour

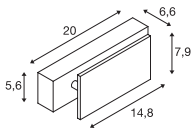
Options	Prod. no.	GBP
<input type="radio"/> white	1000824	31.00

1000615 + 1000823 353





MANA WL, Base, PHASE



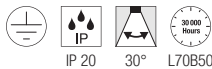
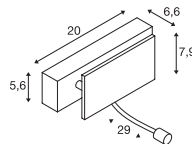
220-240V ~50/60Hz | 350mA
Total wattage: 15W
Material: aluminium/steel



Down 700lm | 2000-3000K

Options	Prod. no.	GBP
○ white	1000614	145.00

MANA WL, Base



220-240V ~50/60Hz | 350/500mA
Total wattage: 11W
Material: aluminium/steel

- Spotlights with separate switches



Down 650lm | 3000K

Options	Prod. no.	GBP
○ white/chrome	1000615	185.00

MANA Shade



L: 29 cm H: 9.5 cm D: 7 cm
Material: wood

- suitable only with 1000614/1000615

Options	Prod. no.	GBP
○ white	1000623	53.00
● grey/brown	1000621	53.00

MANA Shade



W: 30.9 cm H: 9.5 cm D: 7.4 cm
Material: plaster/steel

- suitable only with 1000614/1000615
- Can be painted over/wallpapered to match wall colour

Options	Prod. no.	GBP
○ white	1000825	29.00

1006308 355





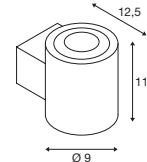
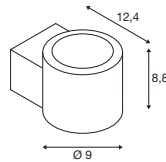
OCULUS WL, single, PHASE



OCULUS UP/DOWN WL, PHASE



1004671 355



220-240V ~50/60Hz | 350mA
Total wattage: 8.5W
Material: aluminium/glass

220-240V ~50/60Hz | 700mA
Total wattage: 15W
Material: aluminium/glass

• Additional frosted lens included



Down 570lm | 2000-3000K

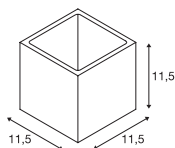


Up Down 22lm | 2000K - 555lm | 3000K

Options	Prod. no.	GBP
● black	1006307	197.00
○ white	1006308	197.00

Options	Prod. no.	GBP
● black	1004670	214.00
○ white	1004671	214.00

PLASTRA
WL, Cube, QT14



220-240V ~50/60Hz
Material: plaster/steel

- Can be painted over/wallpapered to match wall colour

SOCKET INSIDE <42
W

Base: 1xG69

Options	Prod. no.	GBP
<input type="radio"/> white	148018	47.00

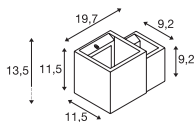



LED G9 | 3.6W | 300°
3000K | 400lm | EEK=E
4kWh/1000h

Prod. no.: 1005286 | 9.00 GBP



PLASTRA
WL, Cubes



220-240V ~50/60Hz
Material: plaster/steel

- Can be painted over/wallpapered to match wall colour

SOCKET INSIDE 15
W

Base: 2xG69 Max. Ø: 7 cm | L: 4 cm

Options	Prod. no.	GBP
<input type="radio"/> white	1004733	51.00




LED G9 | 3.6W | 300°
3000K | 400lm | EEK=E
4kWh/1000h

Prod. no.: 1005286 | 9.00 GBP



148018 356



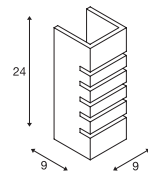
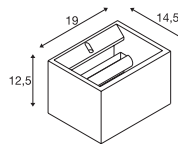
1002238 357





PLASTRA
WL, rectangular, QT-DE12

PLASTRA
WL, E14



IP 20

220-240V ~50/60Hz
Material: plaster/steel

- Can be painted over/wallpapered to match wall colour



Base: 1xR7s 118mm

Options	Prod. no.	GBP
<input type="radio"/> white	1002238	68.00



LED R7s | 15W | 330°
3000K | 2000lm | EEK=E
15kWh/1000h

Prod. no.: 1005288 | 25.00 GBP



IP 20

220-240V ~50/60Hz
Material: plaster/steel

- Can be painted over/wallpapered to match wall colour



Base: 1xE14

Options	Prod. no.	GBP
<input type="radio"/> white	148010	45.00



C35 | 4.2W | 320°
2700K | 350lm | EEK=G
5kWh/1000h

Prod. no.: 1005285 | 8.00 GBP




148010 357



1004732 359

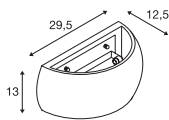


148091 359





PLASTRA
WL, semicircular



220-240V ~50/60Hz
Material: plaster/steel

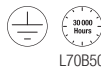
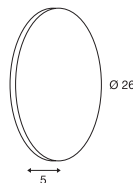
- Can be painted over/wallpapered to match wall colour



Base: 1xR7s 118mm | Max. diameter: 2 cm | L: 11.8 cm

Options	Prod. no.	GBP
<input type="radio"/> white	1004732	63.00

PLASTRA
WL, round shield



100-240V ~50/60Hz | 12V
Total wattage: 6.5W
Material: plaster/steel

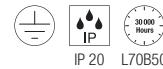
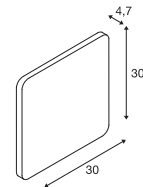
- Can be painted over/wallpapered to match wall colour



Down 375lm | 3000K

Options	Prod. no.	GBP
<input type="radio"/> white	148091	145.00

PLASTRA
WL, square



100-240V ~50/60Hz | 12V
Total wattage: 10.5W
Material: plaster/steel

- Can be painted over/wallpapered to match wall colour



Down 650lm | 3000K

Options	Prod. no.	GBP
<input type="radio"/> white	148019	186.00



LED R7s | 15W | 330°
3000K | 2000lm | EEK=E
15kWh/1000h

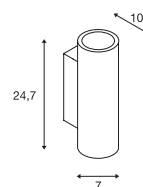


Prod. no.: 1005288 | 25.00 GBP



148060 360

PLASTRA WL, QPAR51



148013 361



220-240V ~50/60Hz
Material: plaster/steel

- Can be painted over/wallpapered to match wall colour

SOCKET
INSIDE

<35
W

Base: 2xGU10

Options	Prod. no.	GBP
<input type="radio"/> white	148060	58.00



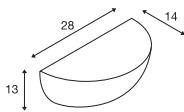
LED GU10 51mm | 6W | 36°
2200-2700K | 360lm | EEK=G



Prod. no.: 1005273 | 9.00 GBP



PLASTRA 101
WL, E14



220-240V ~50/60Hz
Material: plaster/steel

- Can be painted over/wallpapered to match wall colour



Base: 1xE14 Max. Ø: 4.5 cm L: 11 cm

Options	Prod. no.	GBP
<input type="radio"/> white	148013	47.00

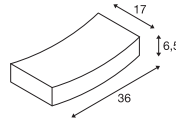


C35 | 4.2W | 320°
2700K | 350lm | EEK=G
5kWh/1000h



Prod. no.: 1005285 | 8.00 GBP

PLASTRA
WL, Curve, QT-DE12



220-240V ~50/60Hz
Material: plaster/steel

- Can be painted over/wallpapered to match wall colour



Base: 1xR7s 78mm

Options	Prod. no.	GBP
<input type="radio"/> white	148012	63.00

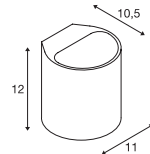


LED R7s | 9W | 330°
3000K | 1050lm | EEK=E
9kWh/1000h



Prod. no.: 1005287 | 21.00 GBP

PLASTRA 104
WL, QT14



220-240V ~50/60Hz
Material: plaster/steel

- Can be painted over/wallpapered to match wall colour



Base: 1xG69


Options	Prod. no.	GBP
<input type="radio"/> white	148016	47.00



LED G9 | 3.6W | 300°
3000K | 400lm | EEK=E
4kWh/1000h



Prod. no.: 1005286 | 9.00 GBP




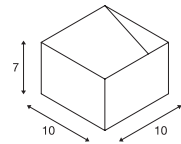
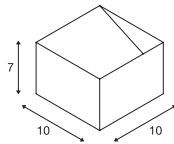
151321 X362X



1000638 362

LOGS IN WL

LOGS IN WL, PHASE



100-240V ~50/60Hz | 500mA
Total wattage: 6W
Material: aluminium



Down 300lm | 3000K
470lm

Options	Prod. no.	GBP
● black/gold 300lm	151320	102.00
○ white 470lm	151321	102.00



220-240V ~50/60Hz | 250mA
Total wattage: 11W
Material: aluminium



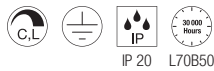
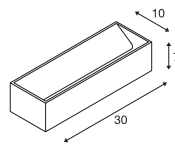
Down 430-690lm | 2000-3000K

Options	Prod. no.	GBP
● black/gold 430lm	1000638	137.00
○ white 690lm	1000639	137.00
○ aluminium/white 690lm	1000640	137.00



1002843 363

LOGS IN L
WL, PHASE



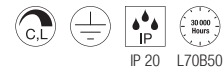
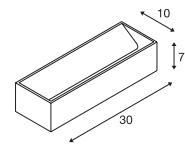
220-240V ~50/60Hz | 500mA
Total wattage: 18W
Material: aluminium



Down 1100lm | 1600lm | 3000K

Options	Prod. no.	GBP
● black/gold 1100lm	1002842	176.00
○ white 1600lm	1002844	176.00
● aluminium/white 1600lm	1002843	176.00

LOGS IN L
WL, PHASE



220-240V ~50/60Hz | 500mA
Total wattage: 21W
Material: aluminium



Down 1000lm | 2000-3000K

Options	Prod. no.	GBP
● black/gold 1000lm	1002928	236.00
○ white 1390lm	1002929	236.00

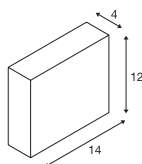


1002928 363

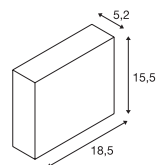


1003467 364

QUAD FRAME 14 WL



QUAD FRAME 19 WL



1003468 364



100-240V ~50/60Hz | 350mA
Total wattage: 4.4W
Material: aluminium



Down 165lm | 2700K | 175lm | 3000K

Options	Prod. no.	GBP
<input type="radio"/> white	1003467	85.00



220-240V ~50/60Hz | 500mA
Total wattage: 11W
Material: aluminium



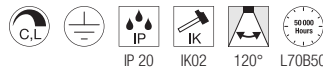
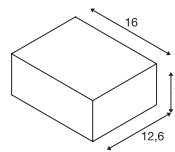
Down 580lm | 2700K | 640lm | 3000K

Options	Prod. no.	GBP
<input type="radio"/> white	1003468	103.00



1000422 365

SHELL 15
WL, PHASE



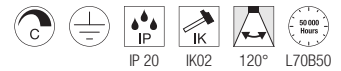
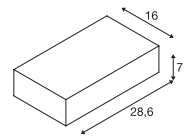
220-240V ~50/60Hz | 350mA
Total wattage: 15W
Material: aluminium/acrylic



Down 1400lm | 3000K

Options	Prod. no.	GBP
<input type="radio"/> white	1000422	217.00

SHELL 30
WL, PHASE



220-240V ~50/60Hz | 700mA
Total wattage: 54W
Material: aluminium/acrylic



Down 5600lm | 3000K

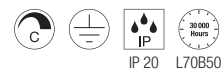
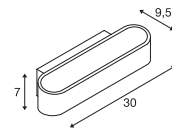
Options	Prod. no.	GBP
<input type="radio"/> white	1000423	325.00



1000423 365



ASSO 300
WL, PHASE



220-240V ~50/60Hz | 500mA
Total wattage: 12W
Material: aluminium/steel

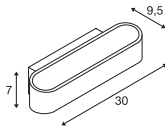


Down 975lm | 3000K

Options	Prod. no.	GBP
<input type="radio"/> white	151271	185.00
<input checked="" type="radio"/> aluminium/white	151275	194.00



ASSO 300 WL, PHASE



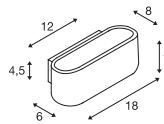
220-240V ~50/60Hz | 500mA
Total wattage: 21W
Material: aluminium/steel



Down 1340lm | 2000-3000K

Options	Prod. no.	GBP
<input type="radio"/> white	1000634	217.00

OSSA 180 WL, QT-DE12



220-240V ~50/60Hz
Material: aluminium/steel



Base: 1xR7s 78mm

Options	Prod. no.	GBP
<input checked="" type="radio"/> black	151450	83.00
<input type="radio"/> white	151451	83.00
<input checked="" type="radio"/> aluminium	151456	88.00

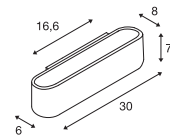


LED R7s | 9W | 330°
3000K | 1050lm | EEK=E
9kWh/1000h



Prod. no.: 1005287 | 21.00 GBP

OSSA 300 WL, QT-DE12



220-240V ~50/60Hz
Material: aluminium/steel



Base: 1xR7s 118mm


Options	Prod. no.	GBP
<input checked="" type="radio"/> black	151410	101.00
<input type="radio"/> white	151411	101.00



LED R7s | 15W | 330°
3000K | 2000lm | EEK=E
15kWh/1000h



Prod. no.: 1005288 | 25.00 GBP

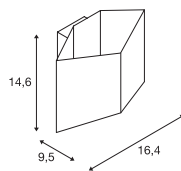


151710 368



151740 368

CARISO WL, PHASE



IP 20 L70B50

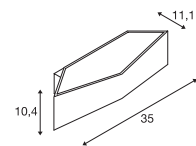
220-240V ~50/60Hz | 500mA
Total wattage: 9,2W
Material: aluminium/steel



Down	250lm 2700K	560lm 3000K
------	---------------	---------------

Options	Prod. no.	GBP
● black/gold 250lm 2700K	151710	145.00
○ white 560lm 3000K	151711	142.00

CARISO WL, PHASE



IP 20 L70B50

220-240V ~50/60Hz | 500mA
Total wattage: 21W
Material: aluminium/steel

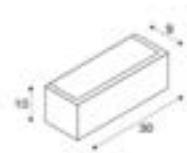


Down	580lm 1700-2700K	1030lm 2000-3000K
------	--------------------	---------------------

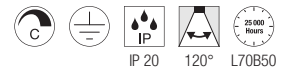
Options	Prod. no.	GBP
● black/gold 580lm 1700-2700K	151740	248.00
○ white 1030lm 2000-3000K	151741	240.00



CHROMBO WL, PHASE



1003317 369



IP 20 120° L70B50

220-240V ~50/60Hz | 350mA

Total wattage: 11W

Material: steel/glass

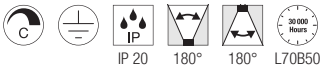
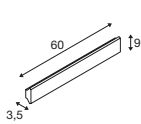


Down

700lm | 3000K

Options	Prod. no.	GBP
○ white	1003316	147.00
● grey	1003317	147.00

DIRETO 60
WL, PHASE



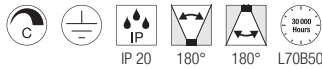
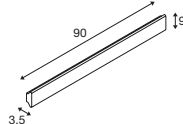
220-240V ~50/60Hz | 500mA
Total wattage: 14W
Material: aluminium



Up 590lm | 2700K | 625lm | 3000K
Down

Options	Prod. no.	GBP
● black	1004740	171.00
○ white	1004741	171.00

DIRETO 90
WL, PHASE




220-240V ~50/60Hz | 500mA
Total wattage: 20W
Material: aluminium



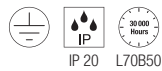
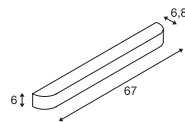
Up 840lm | 2700K | 880lm | 3000K
Down

Options	Prod. no.	GBP
● black	1004742	205.00
○ white	1004743	205.00





ARLINA 60
WL



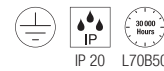
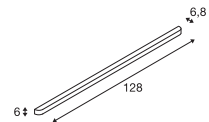
220-240V ~50/60Hz | 500mA
Total wattage: 23W
Material: aluminium/glass



Down 1550lm | 3000K

Options	Prod. no.	GBP
● aluminium	1002239	217.00

ARLINA 130
WL



220-240V ~50/60Hz | 700mA
Total wattage: 28W
Material: aluminium/glass




Down 2400lm | 3000K

Options	Prod. no.	GBP
● aluminium	1002240	279.00





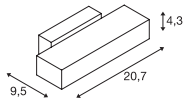
147529 373



151591 373



ANDREAS
WL, QT-DE12



220-240V ~50/60Hz
Material: aluminium/steel



Base: 1xR7s 118mm

Options	Prod. no.	GBP
● black	1002927	93.00
○ white	1002925	93.00

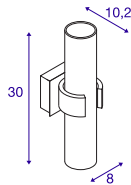


LED R7s | 15W | 330°
3000K | 2000lm | EEK=E
15kWh/1000h



Prod. no.: 1005288 | 25.00 GBP

DENA 30
WL, E14



220-240V ~50/60Hz
Material: aluminium



Base: 2xE14 Max. Ø: 5.1 cm L: 9.6 cm

Options	Prod. no.	GBP
● aluminium	147529	89.00

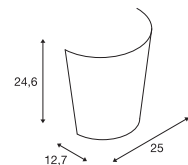


C35 | 4.2W | 320°
2700K | 350lm | EEK=G
5kWh/1000h



Prod. no.: 1005285 | 8.00 GBP

BASKET
WL, E27



220-240V ~50/60Hz
Material: glass



Base: 1xE27 Max. Ø: 5.2 cm L: 15.2 cm


Options	Prod. no.	GBP
○ white	151591	84.00




LED E27 | 8W | 240°
3000K | 880lm | EEK=E
8kWh/1000h



Prod. no.: 1005289 | 9.00 GBP



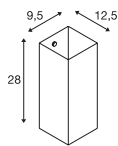
1003429 375



155752 375



QUADRASS WL, E27



220-240V ~50/60Hz
Material: steel/glass



Base: 1xE27 Max. Ø: 6.5 cm L: 18 cm

Options	Prod. no.	GBP
● black/opaque	1003430	121.00
○ white/opaque	1003431	121.00

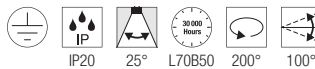
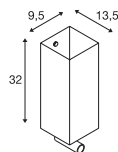


LED E27 | 13.2W | 220°
2700K | 1300lm | EEK=F
13kWh/1000h



Prod. no.: 1005302 | 11.00 GBP

QUADRASS SPOT WL, E27



100-240V ~50/60Hz | 700mA
Total wattage: 2W
Material: steel/glass

- Switch on light housing
- Lightbulbs can be switched on/off separately



Down 200lm | 3000K



Base: 1xE27 Max. Ø: 6.5 cm L: 18 cm

Options	Prod. no.	GBP
● black	1003428	181.00
○ white	1003429	181.00

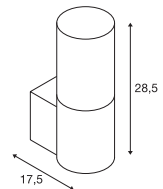


A60 | 7.5W | 320°
2700K | 800lm | EEK=F
8kWh/1000h



Prod. no.: 1005303 | 9.00 GBP

LISENNE WL, E27



220-240V ~50/60Hz
Material: basalt/glass



Base: 1xE27 Max. Ø: 5.9 cm L: 15 cm

Options	Prod. no.	GBP
● grey/brown	155752	207.00

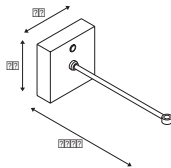


LED E27 | 8W | 240°
3000K | 880lm | EEK=E
8kWh/1000h



Prod. no.: 1005289 | 9.00 GBP

FITU
Wall bracket

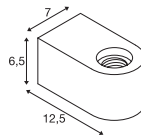


Material: steel

- See page 295 for matching pendant lights

Options	Prod. no.	GBP
● black	1004682	55.00

FITU CUBE
WL, E27



220-240V ~50/60Hz
Material: steel



Base: 1xE27 Max. Ø: 12.5 cm

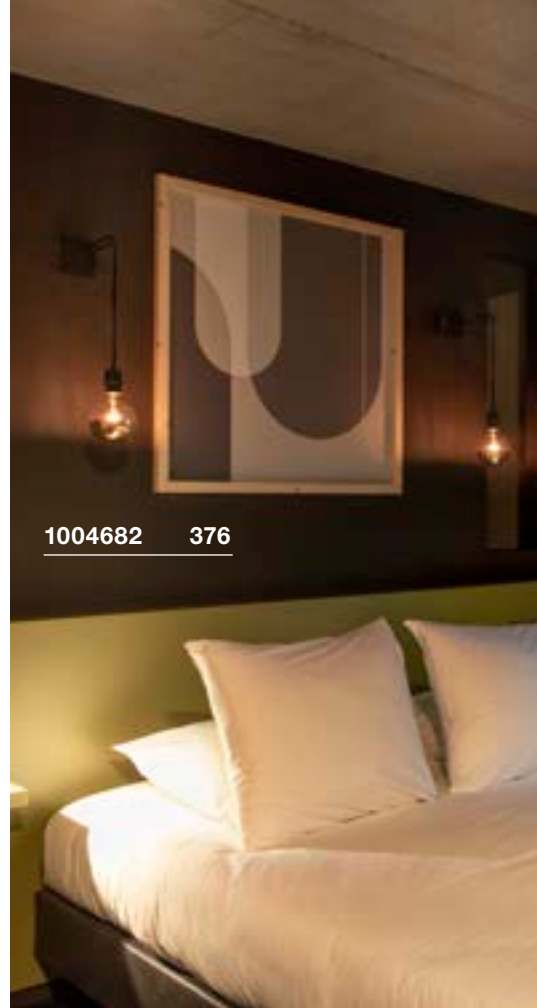
Options	Prod. no.	GBP
● black	1004738	69.00
○ white	1004739	69.00



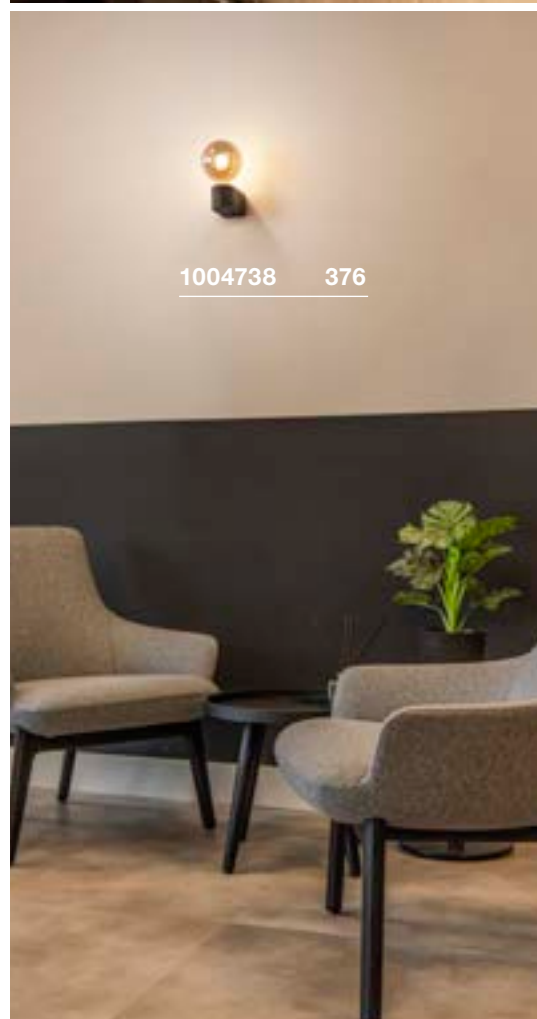
A60 | 7.5W | 180°
2700K | 720lm | EEK=F
8kWh/1000h



Prod. no.: 1005305 | 17.00 GBP



1004682 376

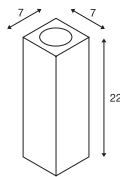


1004738 376



1000327 377

THEO UP/DOWN
WL, QPAR51



220-240V ~50/60Hz
Material: aluminium



Base: 2xGU10

Options	Prod. no.	GBP
● anthracite	1000330	99.00
○ white	1000327	99.00
● aluminium	1000329	105.00

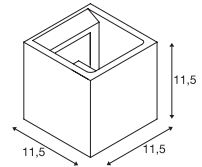


LED GU10 51mm | 6W | 38°
2700K | 450lm | EEK=F
6kWh/1000h



Prod. no.: 1005077 | 7.00 GBP

SOLID CUBE
WL, QT14



220-240V ~50/60Hz
Material: concrete



Base: 1xG69

Options	Prod. no.	GBP
● grey	1000910	84.00
● black	1000911	84.00



LED G9 | 3.6W | 300°
3000K | 400lm | EEK=E
4kWh/1000h



Prod. no.: 1005286 | 9.00 GBP



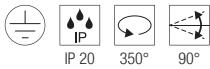
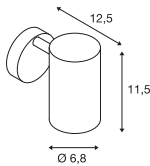
1000910 377

151803 379





ENOLA B
WL, QPAR51



220-240V ~50/60Hz
Material: aluminium/steel

- Switch on light housing



Base: 1xGU10 max. L: 6 cm

Options	Prod. no.	GBP
● black	1000729	70.00
○ white	1000730	70.00



LED GU10 51mm | 6W | 38°
2700K | 450lm | EEK=F
6kWh/1000h

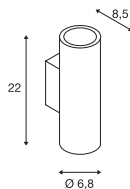


Prod. no.: 1005077 | 7.00 GBP



Product	Prod. no.	GBP
Decorative ring, black		
● black	151840	8.00

ENOLA B
WL, QPAR51



220-240V ~50/60Hz
Material: aluminium/steel



Base: 2xGU10 max. L: 8.5 cm

Options	Prod. no.	GBP
● black	151800	81.00
○ white	151801	81.00
● gold	151803	90.00



LED GU10 51mm | 6W | 38°
2700K | 450lm | EEK=F
6kWh/1000h

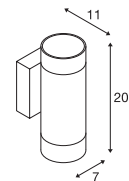


Prod. no.: 1005077 | 7.00 GBP



Product	Prod. no.	GBP
Decorative ring, black		
● black	151840	8.00

ASTINA UP/DOWN
WL, QPAR51



220-240V ~50/60Hz
Material: aluminium/steel



Base: 2xGU10

Options	Prod. no.	GBP
● black	1002933	97.00
○ white	1002931	97.00

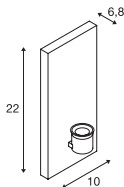


LED GU10 51mm | 6W | 36°
2200-2700K | 360lm | EEK=G
6kWh/1000h



Prod. no.: 1005273 | 9.00 GBP

FENDA
WL, Base, E27




220-240V ~50/60Hz
Material: steel/plastic



Base: 1xE27 Max. Ø: 5.1 cm L: 20 cm

Options	Prod. no.	GBP
○ white	1001272	45.00

LED E27 | 8W | 240°
3000K | 880lm | EEK=E
8kWh/1000h




Prod. no.: 1005289 | 9.00 GBP

FENDA
Half shade



W: 23 cm H: 30 cm D: 12 cm
Material: textile/steel

Options	Prod. no.	GBP
● black	1001273	34.00
● black/copper	1001274	39.00
○ white	1001275	34.00
● beige	1001276	34.00



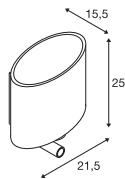
1001272 + 1001273 380



149452 381



KENKUA SPOT WL, E27



100-240V ~50/60Hz | 700mA
Total wattage: 2W
Material: steel/glass

- Light sources can be switched on/off separately at the light.



Down 200lm | 3000K



Base: 1xE27 Max. Ø: 6.5 cm | L: 12 cm

Options	Prod. no.	GBP
● chrome	1002855	177.00

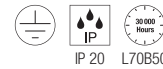
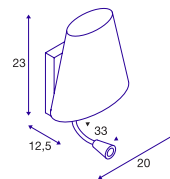


A60 | 7.5W | 320°
2700K | 800lm | EEK=F
8kWh/1000h



Prod. no.: 1005303 | 9.00 GBP

COUPA FLEX WL



220-240V ~50/60Hz | 700mA
Total wattage: 3.2W
Material: steel/glass

- Light sources can be switched on/off separately at the light.



Down 140lm | 3000K



Base: 1xG69 max. L: 9 cm

Options	Prod. no.	GBP
● chrome/opaque	149452	177.00



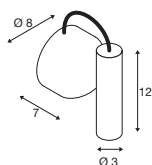
LED G9 | 3.6W | 300°
3000K | 400lm | EEK=E
4kWh/1000h



Prod. no.: 1005286 | 9.00 GBP



KARPO MAGN
CW, single, PHASE



220-240V ~50/60Hz | 500mA
Total wattage: 6.2W
Material: steel/aluminium

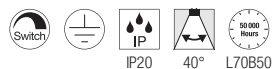
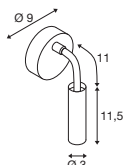
- Lamp head position can be adjusted via the magnetic bracket



Down 350lm | 430lm | 3000K

Options	Prod. no.	GBP
● black		
350lm	1004706	169.00
○ white		
430lm	1004707	169.00

KARPO GOOSE
WL




220-240V ~50/60Hz | 12V
Total wattage: 5.8W
Material: aluminium/steel


- Light can be dimmed via switch on the lamp head



Down 380lm | 420lm | 3000K

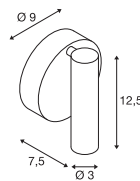
Options	Prod. no.	GBP
● black		
380lm	1006162	154.00
○ white		
420lm	1006161	154.00



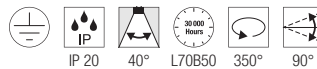
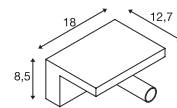


1004707 382

KARPO 30 WL, single



KARPO WL



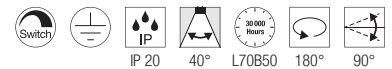
100-240V ~50/60Hz | 500mA
Total wattage: 6W
Material: aluminium/steel

- Switch on light housing



Down 370lm | 400lm 3000K

Options	Prod. no.	GBP
● black 370lm	152340	108.00
○ white 400lm	152341	108.00



220-240V ~50/60Hz | 500mA
Total wattage: 6.8W
Material: aluminium

- 2 USB connections 1.5 A max
- 3 dimming levels via switch on base



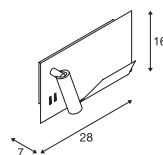
Down 390lm | 3000K

Options	Prod. no.	GBP
○ white	1002140	208.00



1003457 384

SOMNILA SPOT WL, left



1003459 385



100-240V ~50/60Hz | 12V
Total wattage: 15W
Material: aluminium/steel

- 1 USB connection
- Light sources can be switched on/off separately on the housing



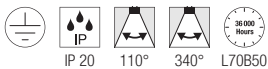
Down

120lm | 3000K

Options	Prod. no.	GBP
● black 490lm	1003455	199.00
○ white 770lm	1003457	199.00



SOMNILA SPOT WL, right



100-240V ~50/60Hz | 12V
Total wattage: 15W
Material: aluminium/steel

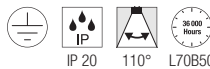
- 1 USB connection
- Light sources can be switched on/off separately on the housing



Down 120lm | 3000K

Options	Prod. no.	GBP
● black 490lm	1003456	199.00
○ white 770lm	1003458	199.00

SOMNILA FLEX WL, left



100-240V ~50/60Hz | 12V
Material: aluminium

- Light sources can be switched on/off separately on the housing.



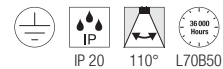
Down 120lm | 3000K



Base: 1xE27 | max. L: 18 cm

Options	Prod. no.	GBP
○ white	1003459	208.00

SOMNILA FLEX WL, right



100-240V ~50/60Hz | 12V
Material: aluminium

- Light sources can be switched on/off separately on the housing.



Down 120lm | 3000K




Base: 1xE27 | max. L: 18 cm


Options	Prod. no.	GBP
○ white	1003460	208.00



1002608 387



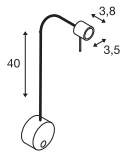
1002118 387



1002116 387



DIO FLEX PLATE WL QPAR51



220-240V ~50/60Hz
Material: aluminium

- Switch on light housing
- Decorative ring not included.



Base: 1xGU10

Options	Prod. no.	GBP
● black	1002608	49.00
○ white	1002607	49.00
● chrome	146692	57.00

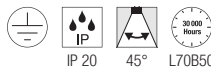
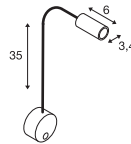


LED GU10 51mm | 6W | 38°
2700K | 450lm | EEK=F
6kWh/1000h



Prod. no.: 1005077 | 7.00 GBP

DIO FLEX PLATE WL



100-240V ~50/60Hz | 350mA
Total wattage: 1.9W
Material: aluminium/glass

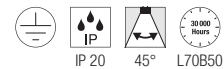
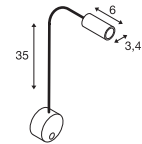
- Switch on light housing



Down 100lm | 2700K
3000K
4000K

Options	Prod. no.	GBP
● black		
○ 2700K	1002430	86.00
○ white		
○ 2700K	1002117	86.00
● black		
○ 3000K	1002431	86.00
○ white		
○ 3000K	1002118	86.00
● black		
○ 4000K	1002432	86.00
○ white		
○ 4000K	1002119	86.00

DIO FLEX PLATE WL



100-240V ~50/60Hz | 350mA
Total wattage: 1.9W
Material: aluminium/glass

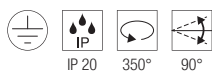
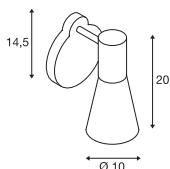
- Switch on light housing



Down 100lm | 2700K
3000K

Options	Prod. no.	GBP
● chrome		
○ 2700K	1002116	91.00
● chrome		
○ 3000K	146682	91.00

PHELIA
WL, QPAR51



220-240V ~50/60Hz
Material: aluminium/steel

- Switch on light body



Base: 1xGU10 Max. Ø: 5.1 cm L: 10.5 cm

Options	Prod. no.	GBP
● black	148540	113.00

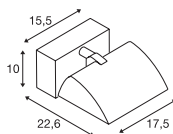


LED GU10 51mm | 6W | 38°
2700K | 450lm | EEK=F
6kWh/1000h



Prod. no.: 1005077 | 7.00 GBP

MERADO FLOOD
WL, PHASE



220-240V ~50/60Hz | 1000mA
Total wattage: 40W
Material: aluminium



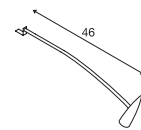
Down 3000lm | 3000K
3200lm | 4000K

Options	Prod. no.	GBP
○ white 3000lm 3000K	1001468	212.00
○ white 3200lm 4000K	1001472	212.00

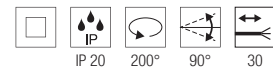




DISPLAY ADL 50
QPAR51



1002860 389



220-240V ~50/60Hz
Material: aluminium/brass

- Open cable end
- Connection box included

SOCKET INSIDE <50 W

Base: 1xGU10

Options	Prod. no.	GBP
○ white	1002860	42.00
● chrome	146332	54.00



LED GU10 51mm | 6W | 36°
2200-2700K | 360lm | EEK=G



Prod. no.: 1005273 | 9.00 GBP



NUMINOS®
can be found
on family pages
98–101

LED




MEDO®
can be found
on family pages
148–163

LED




ONE®
can be found
on family pages
192–193

LED



SCKET
PANTILO
ROPE 19 | 393



SCKET
PANTILO
ROPE 27 | 393



LED
CYFT | 395




SCKET
ASTO TUBE | 395



SCKET
ASTO TUBE | 397



SCKET
ASTO TUBE | 397



SCKET
ASTO TUBE | 399



SCKET
ASTO TUBE | 397



LED
OCULUS | 399



LED
KARPO 30 | 399



LED
NOBLO® | 401



LED
NOBLO® | 401



LED
NOBLO® | 401



LED
KALU | 403



LED
KALU | 403



LED
KALU | 403



LED
KALU | 403



SCKET
KALU | 405



SCKET
KALU | 405



SCKET
KALU | 405



SCKET
KALU | 405



SCKET
ENOLA B | 407



SCKET
ENOLA B | 407



SCKET
ENOLA B | 407



SCKET
ALTRA DICE | 408



SCKET
SPOT 79 | 409



SCKET
INDA | 409



SCKET
PURI | 411




SCKET
PURI | 411



SCKET
PURI | 411



SCKET
PURI | 411



SCKET
AVO | 413




SCKET
AVO | 413



SCKET
AVO | 413



SCKET
AVO | 413



SCKET
AVO | 415



SCKET
ASTO | 415



SCKET
ASTO | 415



SCKET
ASTO | 415



LED
SENSER 12 | 417



LED
SENSER 18 | 417



LED
SENSER 24 | 417



LED
SENSER 12 | 419



LED
SENSER 18 | 419



LED
SENSER 24 | 419



LED
SIMA | 420



LED
SIMA | 420



LED
SIMA | 421



LED
SIMA | 421



LED
LIPSY® 30 | 423



LED
LIPSY® 40 | 423



LED
LIPSY® 50 | 423



LED
LIPSY® 30 | 425



LED
LIPSY® 40 | 425



LED
LIPSY® 50 | 425



LED
LIPSY® 40 | 426



LED
LIPSY® 50 | 426



SCKET
MELAN | 427



SCKET
GLASSA | 427



LED
BATTEN 60 | 429



LED
BATTEN 120 | 429



LED
LONG GRILL | 430



LED
SIGHT 60 | 431



LED
SIGHT 115 | 431




LED
BENA 120 | 433



LED
BENA 150 | 433

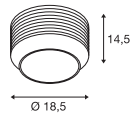


1007591 393





PANTILO ROPE 19 CW, E27



200-240V ~50/60Hz
Material: glass/steel/hemp

SOCKET **INSIDE** <15 W

Base: 1xE27 Max. Ø: 10 cm | L: 11 cm

Options	Prod. no.	GBP
● amber/gold	1007592	137.00
● anthracite/silver	1007593	137.00

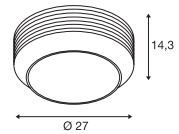


A60 | 7.5W | 180°
2700K | 720lm | EEK=F
8kWh/1000h



Prod. no.: 1005305 | 17.00 GBP

PANTILO ROPE 27 CW, E27



200-240V ~50/60Hz
Material: glass/steel/hemp

SOCKET **INSIDE** <15 W

Base: 1xE27 Max. Ø: 15 cm | L: 11 cm

Options	Prod. no.	GBP
● amber/gold	1007591	171.00
● anthracite/silver	1007590	171.00



A60 | 7.5W | 180°
2700K | 720lm | EEK=F
8kWh/1000h



Prod. no.: 1005305 | 17.00 GBP

1006439 395

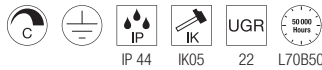
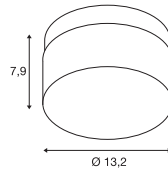




CYFT CW



NEW



220-240V ~50/60Hz | 500mA
Total wattage: 6.5W
Material: aluminium



330lm | 2700K | 350lm | 3000K | 380lm | 4000K

Options	Prod. no.	GBP
● black	1007608	174.00

CYFT Decorative ring



NEW

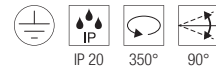
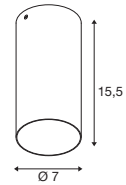
H: 2.45 cm
Diameter: 13.10 cm
Material: steel

Options	Prod. no.	GBP
○ white	1007611	16.00
● brass	1007610	27.00
● chrome	1007609	22.00

ASTO TUBE CL, single, GU10



NEW



220-240V ~50/60Hz
Material: aluminium



Base: 1xGU10

Options	Prod. no.	GBP
● black	1006439	43.00
○ white	1006440	43.00

ASTO TUBE Decorative reflector



NEW


H: 3.95 cm
Diameter: 6.75 cm
Material: polycarbonate (PC)

Options	Prod. no.	GBP
● black/chrome	1007190	4.00
● gold	1006450	4.00
● chrome	1006449	4.00
● copper	1006451	4.00

1006423 397

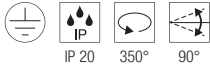


1006428 397





ASTO TUBE



220-240V ~50/60Hz
Material: aluminium



Base: 2xGU10

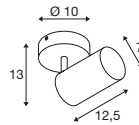


LED GU10 | 6W | 38°
2700K | 450lm | EEF=F
6kWh/1000h

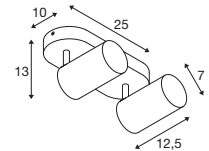


Prod. no.: 1005076 | 7.00 GBP

ASTO TUBE CW, single, GU10



ASTO TUBE CW, double, GU10



Options	Prod. no.	GBP
● black	1006423	43.00
○ white	1006424	43.00

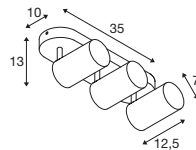
Options	Prod. no.	GBP
● black	1006425	82.00
○ white	1006426	82.00

ASTO TUBE Decorative reflector

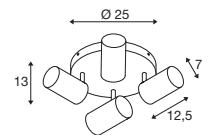


H: 3.95 cm
Diameter: 6.75 cm
Material: polycarbonate (PC)

ASTO TUBE CW, triple, GU10



ASTO TUBE CW, quadruple, GU10




Options	Prod. no.	GBP
● black/chrome	1007190	4.00
● gold	1006450	4.00
● chrome	1006449	4.00
● copper	1006451	4.00

Options	Prod. no.	GBP
● black	1006427	116.00
○ white	1006428	116.00

Options	Prod. no.	GBP
● black	1006429	142.00
○ white	1006430	142.00



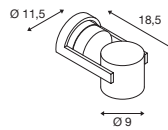
1004664 399



152331 399



OCULUS CW, PHASE



220-240V ~50/60Hz | 250mA
Total wattage: 11W
Material: aluminium/glass

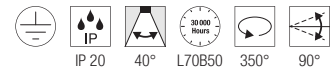
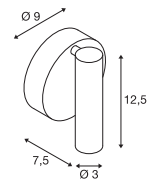
- Additional frosted lens included



Down 36lm | 2000K - 780lm | 3000K

Options	Prod. no.	GBP
● black	1004664	219.00
○ white	1004665	219.00

KARPO 30 CW, single



220-240V ~50/60Hz | 500mA
Total wattage: 9.3W
Material: aluminium/steel



Down 560lm | 3000K
680lm

Options	Prod. no.	GBP
● black	152330	111.00
○ white	152331	111.00

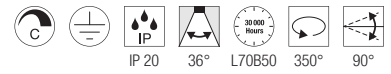


1002974 401





NOBLO®

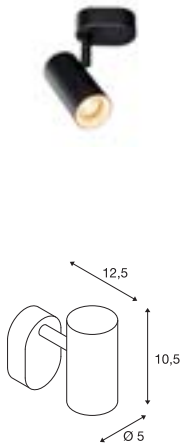


220-240V ~50/60Hz | 350mA
 Total wattage: 8W
 Material: aluminium



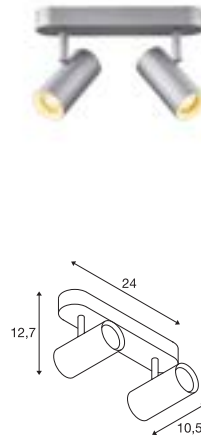
Down	620lm	2700K
	1240lm	
	1860lm	

NOBLO®
 CW, single, PHASE



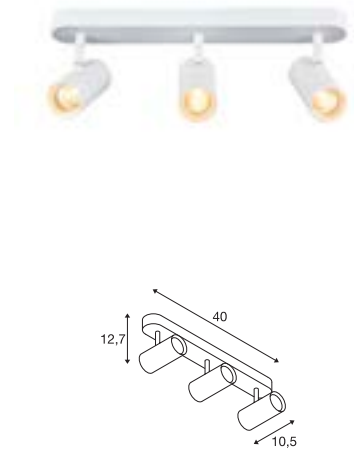
Options	Prod. no.	GBP
● black 620lm 2700K 8W	1002969	91.00
○ white 620lm 2700K 8W	1002970	91.00
● silver 620lm 2700K 8W	1002971	91.00

NOBLO®
 CW, double, PHASE



Options	Prod. no.	GBP
● black 1240lm 2700K 8W	1002973	145.00
○ white 1240lm 2700K 8W	1002974	145.00
● silver 1240lm 2700K 8W	1002975	145.00

NOBLO®
 CW, triple, PHASE



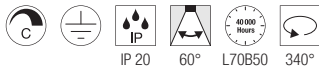
Options	Prod. no.	GBP
● black 1860lm 2700K 8W	1002976	216.00
○ white 1860lm 2700K 8W	1002977	216.00
● silver 1860lm 2700K 8W	1002978	216.00

1000131 403





KALU



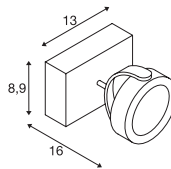
220-240V ~50/60Hz | 350mA
 Total wattage: 17W
 Material: aluminium/polycarbonate (PC)



Down

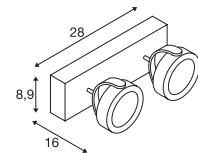
1000lm | 2000lm | 3000lm | 4000lm | 3000K

KALU CW, single, PHASE



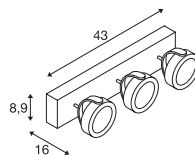
Options	Prod. no.	GBP
● black		
1000lm 3000K 17W	1000127	137.00
○ white		
1000lm 3000K 17W	1000128	137.00

KALU CW, double, PHASE



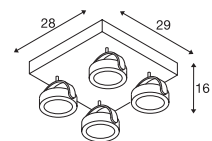
Options	Prod. no.	GBP
● black		
2000lm 3000K 17W	1000129	225.00
○ white		
2000lm 3000K 17W	1000130	225.00

KALU CW, triple, PHASE



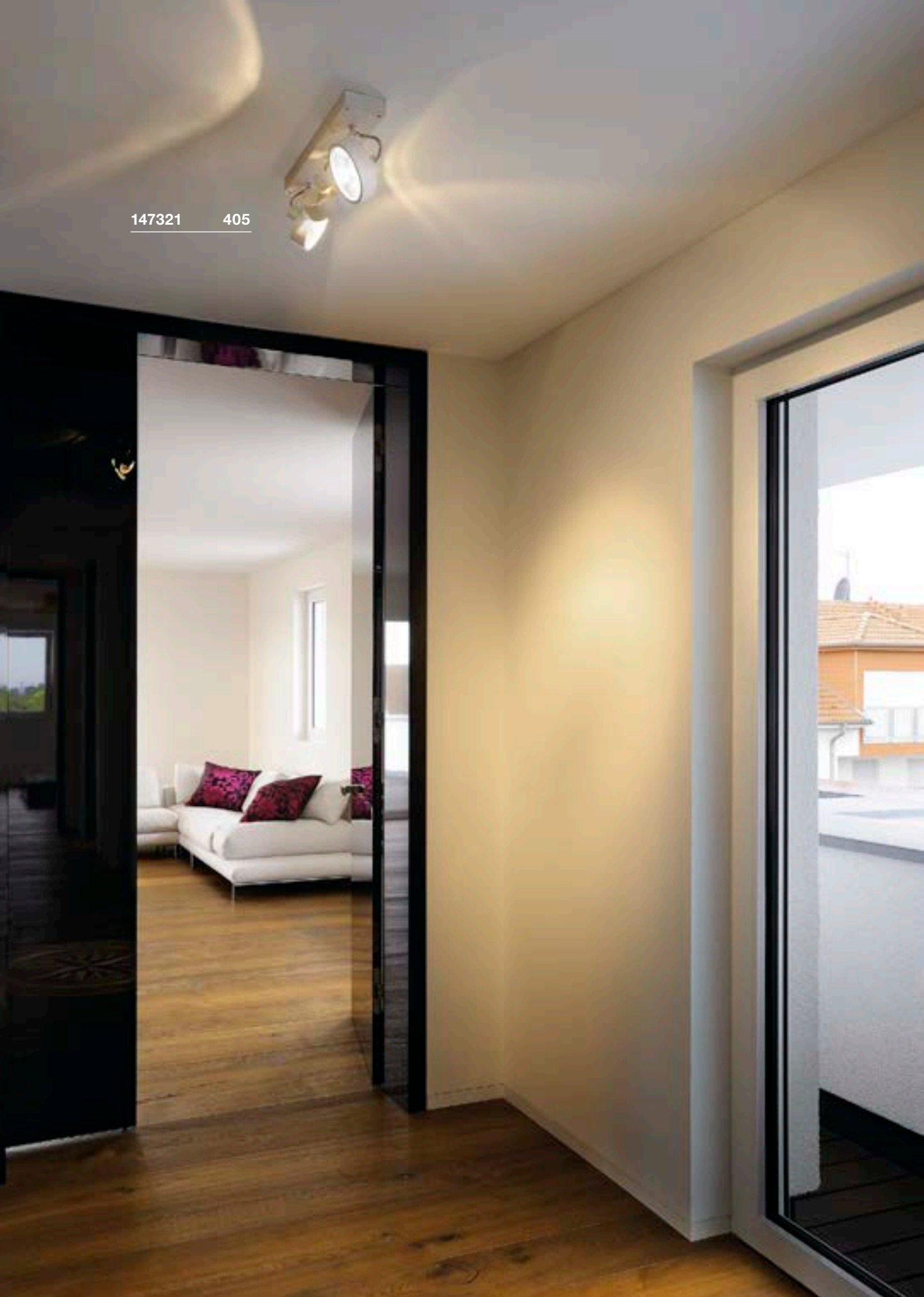
Options	Prod. no.	GBP
● black		
3000lm 3000K 17W	1000131	342.00
○ white		
3000lm 3000K 17W	1000132	342.00

KALU CW, quad, PHASE



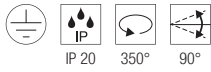
Options	Prod. no.	GBP
● black		
4000lm 3000K 17W	1000135	424.00
○ white		
4000lm 3000K 17W	1000136	424.00

147321 405





KALU



220-240V ~50/60Hz
Material: aluminium



Base: 1xGU10

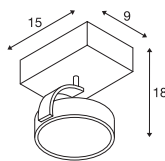


QPAR111 | 8W | 38°
2700K | 680lm | EEK=F
8kWh/1000h



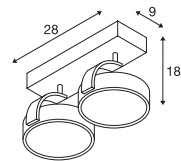
Prod. no.: 1005274 | 27.00 GBP

KALU CW, single, QPAR111



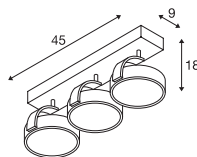
Options	Prod. no.	GBP
● black	1000702	65.00
○ white	147301	65.00
● aluminium	147306	67.00

KALU CW, double, QPAR111



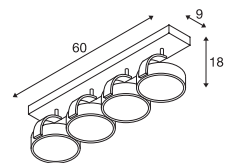
Options	Prod. no.	GBP
● black	1000703	128.00
○ white	147311	128.00
● aluminium	147316	137.00

KALU CW, triple, QPAR111



Options	Prod. no.	GBP
● black	1000704	177.00
○ white	147321	177.00
● aluminium	147326	187.00

KALU CW, quad, QPAR111



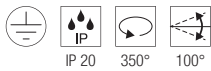
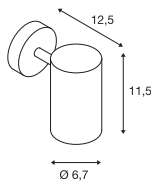
Options	Prod. no.	GBP
● black	1002023	248.00
○ white	1002024	248.00
● aluminium	1002025	257.00



152010 407



ENOLA B
CW, single, QPAR51



220-240V ~50/60Hz
Material: aluminium/steel

- Decorative ring in light colour included.
- Optional black decorative ring available as an accessory.



Base: 1xGU10 max. L: 6.7 cm

Options	Prod. no.	GBP
● black	152010	63.00
○ white	152011	63.00



LED GU10 51mm | 6W | 38°
2700K | 450lm | EEK=F
6kWh/1000h

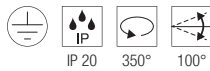
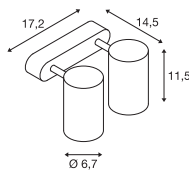


Prod. no.: 1005077 | 7.00 GBP



Product	Prod. no.	GBP
Decorative ring		
● black	151840	8.00

ENOLA B
CW, double, QPAR51



220-240V ~50/60Hz
Material: aluminium/steel

- Decorative ring in light colour included.
- Optional black decorative ring available as an accessory.



Base: 2xGU10 max. L: 6.7 cm

Options	Prod. no.	GBP
● black	152020	108.00
○ white	152021	108.00



LED GU10 51mm | 6W | 38°
2700K | 450lm | EEK=F
6kWh/1000h

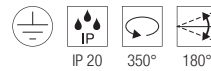
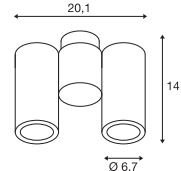


Prod. no.: 1005077 | 7.00 GBP



Product	Prod. no.	GBP
Decorative ring		
● black	151840	8.00

ENOLA B
CW, double, QPAR51



220-240V ~50/60Hz
Material: aluminium/steel

- Decorative ring in light colour included.
- Optional black decorative ring available as an accessory.



Base: 2xGU10 max. L: 8 cm

Options	Prod. no.	GBP
● black	151830	134.00
○ white	151831	134.00



LED GU10 51mm | 6W | 38°
2700K | 450lm | EEK=F
6kWh/1000h



Prod. no.: 1005077 | 7.00 GBP

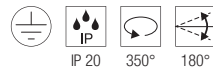
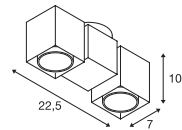


Product	Prod. no.	GBP
Decorative ring		
● black	151840	8.00

1002215 408



ALTRA DICE CW, double, QPAR51



220-240V ~50/60Hz
Material: aluminium/steel

SCKET
INSIDE <50
W

Base: 2xGU10

Options	Prod. no.	GBP
● black	1002215	94.00
○ white	151531	94.00
● grey	151534	94.00



LED GU10 51mm | 6W | 36°
2200-2700K | 360lm | EEK=G
6kWh/1000h



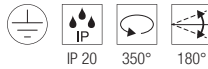
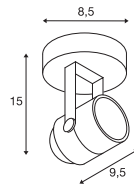
Prod. no.: 1005273 | 9.00 GBP



147551 409



SPOT 79
CW, QPAR51



220-240V ~50/60Hz
Material: aluminium

SOCKET INSIDE <50 W

Base: 1xGU10 Max. Ø: 5.1 cm L: 5.7 cm

Options	Prod. no.	GBP
● black	132020	29.00
○ white	132021	29.00
● grey	132024	29.00

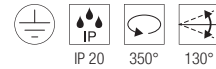
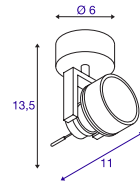


LED GU10 51mm | 6W | 38°
2700K | 450lm | EEK=F
6kWh/1000h



Prod. no.: 1005077 | 7.00 GBP

INDA
CW, QPAR51



220-240V ~50/60Hz
Material: aluminium

SOCKET INSIDE <50 W

Base: 1xGU10 Max. Ø: 5.1 cm L: 5.7 cm

Options	Prod. no.	GBP
● black	147550	56.00
○ white	147551	56.00
● aluminium	147559	60.00



LED GU10 51mm | 6W | 38°
2700K | 450lm | EEK=F
6kWh/1000h

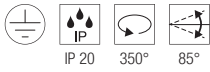


Prod. no.: 1005077 | 7.00 GBP





PURI



220-240V ~50/60Hz
Material: aluminium/steel

- Decorative ring included.



Base: 1xGU10

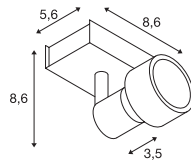


LED GU10 51mm | 6W | 38°
2700K | 450lm | EEK=F
6kWh/1000h



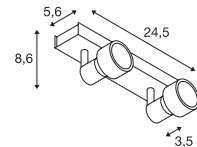
Prod. no.: 1005077 | 7.00 GBP

PURI CW, single, QPAR51



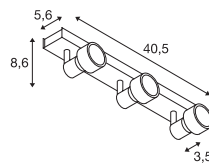
Options	Prod. no.	GBP
● black	147360	34.00
○ white	147361	34.00

PURI CW, double, QPAR51



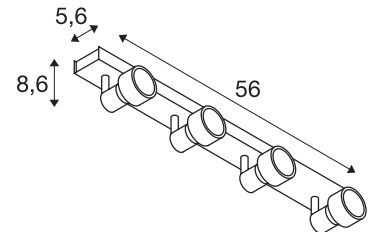
Options	Prod. no.	GBP
● black	147370	68.00
○ white	147371	68.00

PURI CW, triple, QPAR51




Options	Prod. no.	GBP
● black	147380	94.00
○ white	147381	94.00

PURI CW, quad, QPAR51



Options	Prod. no.	GBP
● black	1002029	137.00
○ white	1002030	137.00

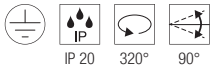


101

102



AVO



220-240V ~50/60Hz
Material: steel



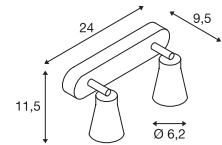
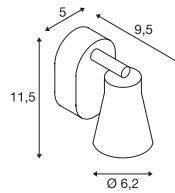
Base: 1xGU10



LED GU10 51mm | 6W | 38°
2700K | 450lm | EEK=F
6kWh/1000h



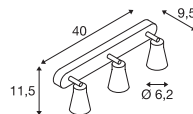
Prod. no.: 1005077 | 7.00 GBP



Options	Prod. no.	GBP
● black	1000886	39.00
○ white	1000887	39.00

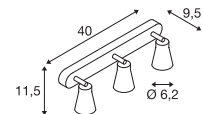
Options	Prod. no.	GBP
● black	1000889	81.00
○ white	1000890	81.00

AVO CW, triple, QPAR51



Options	Prod. no.	GBP
● black	1000892	101.00
○ white	1000893	101.00

AVO CW, quad, QPAR51



Options	Prod. no.	GBP
● black	1000895	121.00
○ white	1000896	121.00



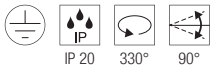
147443

415





ASTO



220-240V ~50/60Hz
Material: aluminium



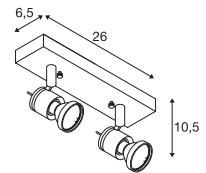
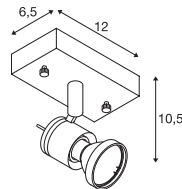
Base: 1xGU10



LED GU10 51mm | 6W | 38°
2700K | 450lm | EEK=F
6kWh/1000h



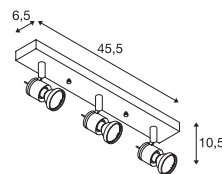
Prod. no.: 1005075 | 7.00 GBP



Options	Prod. no.	GBP
● aluminium	147441	31.00

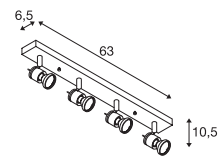
Options	Prod. no.	GBP
● aluminium	147442	61.00

ASTO CW, triple, QPAR51




Options	Prod. no.	GBP
● aluminium	147443	82.00

ASTO CW, quad, QPAR51



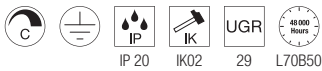
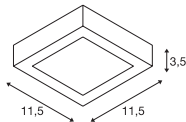
Options	Prod. no.	GBP
● aluminium	147444	103.00

1004705 417





SENSER 12
CW, square, PHASE



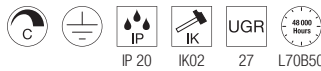
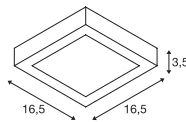
220-240V ~50/60Hz | 200mA
Total wattage: 8.4W
Material: aluminium



Down 460lm | 3000K

Options	Prod. no.	GBP
<input type="radio"/> white	1003017	64.00

SENSER 18
CW, square, PHASE



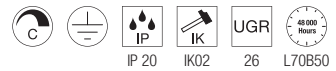
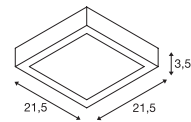
220-240V ~50/60Hz | 350mA
Total wattage: 13W
Material: aluminium



Down 840lm | 3000K

Options	Prod. no.	GBP
<input type="radio"/> white	1003018	68.00

SENSER 24
CW, square, PHASE



220-240V ~50/60Hz | 500mA
Total wattage: 15W
Material: aluminium



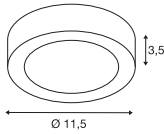
Down 1140lm | 3000K
1240lm | 4000K

Options	Prod. no.	GBP
<input type="radio"/> white		
1140lm 3000K	1003019	73.00
<input type="radio"/> white		
1240lm 4000K	1004705	73.00





SENER 12
CW, round, PHASE



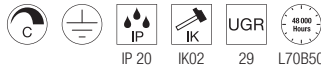
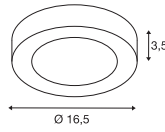
220-240V ~50/60Hz | 200mA
Total wattage: 8.4W
Material: aluminium



Down 460lm | 3000K
470lm | 4000K

Options	Prod. no.	GBP
○ white 460lm 3000K 8.4W	1003014	64.00
○ white 470lm 4000K 8.2W	1004700	64.00

SENER 18
CW, round, PHASE



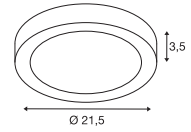
220-240V ~50/60Hz | 350mA
Total wattage: 13W
Material: aluminium



Down 830lm | 3000K
990lm | 4000K

Options	Prod. no.	GBP
○ white 830lm 3000K 13W	1003015	68.00
○ white 990lm 4000K 12W	1004701	68.00

SENER 24
CW, round, PHASE



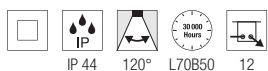
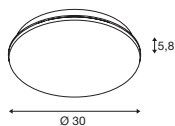
220-240V ~50/60Hz | 500mA
Total wattage: 15W
Material: aluminium



Down 1140lm | 3000K
1300lm | 4000K

Options	Prod. no.	GBP
○ white 1140lm 3000K	1003016	73.00
○ white 1300lm 4000K	1004702	73.00

SIMA
CW, round, Sensor



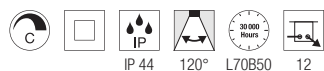
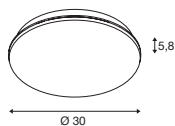
220-240V ~50/60Hz | 320mA
Total wattage: 24W
Material: polycarbonate (PC)



Down 2200lm | 3000K

Options	Prod. no.	GBP
○ white	1005086	151.00

SIMA
CW, round, PHASE




220-240V ~50/60Hz | 320mA
Total wattage: 24W
Material: polycarbonate (PC)




Down 2200lm | 3000K


Options	Prod. no.	GBP
○ white	1005085	131.00



163020 420

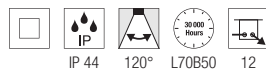
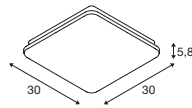


1005088 421



1005087 421

SIMA
CW, square, Sensor



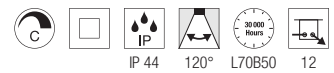
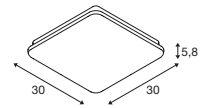
220-240V ~50/60Hz | 320mA
Total wattage: 24W
Material: polycarbonate (PC)



Down 2200lm | 3000K

Options	Prod. no.	GBP
<input type="radio"/> white	1005088	151.00

SIMA
CW, square, PHASE



220-240V ~50/60Hz | 320mA
Total wattage: 24W
Material: polycarbonate (PC)



Down 2200lm | 3000K

Options	Prod. no.	GBP
<input type="radio"/> white	1005087	131.00

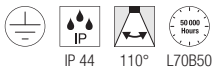
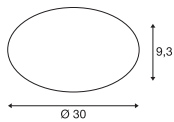



1002021 423





LIPSY® 30
CW, Dome



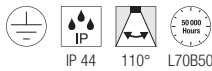
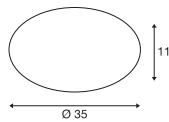

220-240V ~50/60Hz | 350mA
Total wattage: 13.5W
Material: aluminium/polycarbonate (PC)



Down 1550lm | 3000K | 1600lm | 4000K

Options	Prod. no.	GBP
<input type="radio"/> white	1002020	78.00

LIPSY® 40
CW, Dome



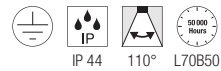
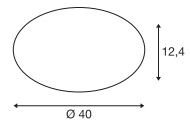
220-240V ~50/60Hz | 500mA
Total wattage: 17.5W
Material: aluminium/polycarbonate (PC)



Down 2050lm | 3000K | 2200lm | 4000K

Options	Prod. no.	GBP
<input type="radio"/> white	1002021	96.00

LIPSY® 50
CW, Dome



220-240V ~50/60Hz | 500mA
Total wattage: 20W
Material: aluminium/polycarbonate (PC)



Down 2500lm | 3000K | 2700lm | 4000K

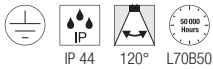
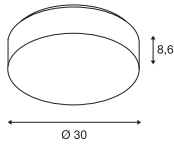

Options	Prod. no.	GBP
<input type="radio"/> white	1002022	104.00

1002076 425





LIPSY® 30
CW, Drum



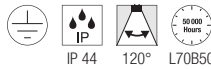
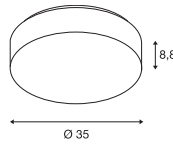

220-240V ~50/60Hz | 350mA
Total wattage: 13.5W
Material: aluminium/polycarbonate (PC)



Down 1600lm | 3000K | 1650lm | 4000K

Options	Prod. no.	GBP
<input type="radio"/> white	1002075	86.00

LIPSY® 40
CW, Drum



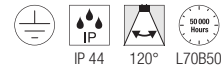
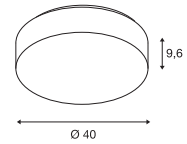

220-240V ~50/60Hz | 500mA
Total wattage: 17.5W
Material: aluminium/polycarbonate (PC)



Down 2100lm | 3000K | 2300lm | 4000K

Options	Prod. no.	GBP
<input type="radio"/> white	1002076	96.00

LIPSY® 50
CW, Drum



220-240V ~50/60Hz | 500mA
Total wattage: 20W
Material: aluminium/polycarbonate (PC)



Down 2450lm | 3000K | 2600lm | 4000K

Options	Prod. no.	GBP
<input type="radio"/> white	1002077	104.00

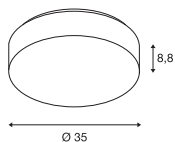



1002940 426


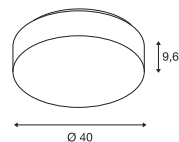



1002941 426

LIPSY® 40 CW, Drum, DALI



LIPSY® 50 CW, Drum, DALI

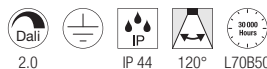


220-240V ~50/60Hz | 500mA
Total wattage: 18W
Material: aluminium/polycarbonate (PC)



Down 2100lm | 3000K | 2300lm | 4000K

Options	Prod. no.	GBP
<input type="radio"/> white	1002940	173.00



220-240V ~50/60Hz | 500mA
Total wattage: 21W
Material: aluminium/polycarbonate (PC)



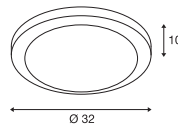
Down 2450lm | 3000K | 2600lm | 4000K

Options	Prod. no.	GBP
<input type="radio"/> white	1002941	182.00

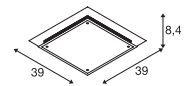


155236 427

MELAN
CW, E27



GLASSA
CW, square, E27



155180 427



220-240V ~50/60Hz
Material: aluminium/glass



Base: 1xE27 Max. Ø: 7 cm L: 16 cm

Options	Prod. no.	GBP
<input checked="" type="radio"/> aluminium	155236	105.00



A60 | 7.5W | 320°
2700K | 800lm | EEK=F
8kWh/1000h



Prod. no.: 1005303 | 9.00 GBP



220-240V ~50/60Hz
Material: steel/glass



Base: 2xE27 Max. Ø: 4.8 cm L: 14.8 cm

Options	Prod. no.	GBP
<input type="radio"/> transparent/ chrome	155180	118.00



LED E27 | 8W | 240°
4000K | 920lm | EEK=E
8kWh/1000h



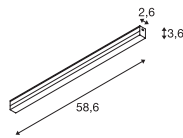
Prod. no.: 1005290 | 9.00 GBP

1006124 429





BATTEN 60 CW



220-240V ~50/60Hz | 110mA
Total wattage: 9W
Material: polycarbonate (PC)

- Switch on light housing
- Feed-in not included



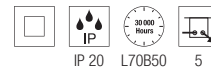
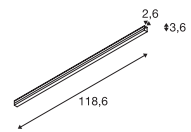
Down 940lm | 3000K | 980lm | 4000K

Options	Prod. no.	GBP
<input type="radio"/> white	1006123	46.00



Product	Prod. no.	GBP
Direct connector		
<input type="radio"/> white	1006128	3.00
Feed-in		
<input type="radio"/> white	1006125	9.00
Mounting brackets		
<input type="radio"/> white	1006126	2.00
60 cm cable connector		
<input type="radio"/> white	1006127	5.00

BATTEN 120 CW



220-240V ~50/60Hz | 220mA
Total wattage: 18W
Material: polycarbonate (PC)

- Switch on light housing
- Feed-in not included



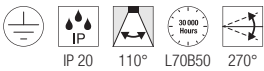
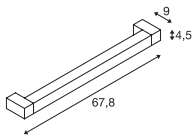
Down 1900lm | 3000K | 1960lm | 4000K

Options	Prod. no.	GBP
<input type="radio"/> white	1006124	57.00



Product	Prod. no.	GBP
Direct connector		
<input type="radio"/> white	1006128	3.00
Feed-in		
<input type="radio"/> white	1006125	9.00
Mounting brackets		
<input type="radio"/> white	1006126	2.00
60 cm cable connector		
<input type="radio"/> white	1006127	5.00

LONG GRILL
CW

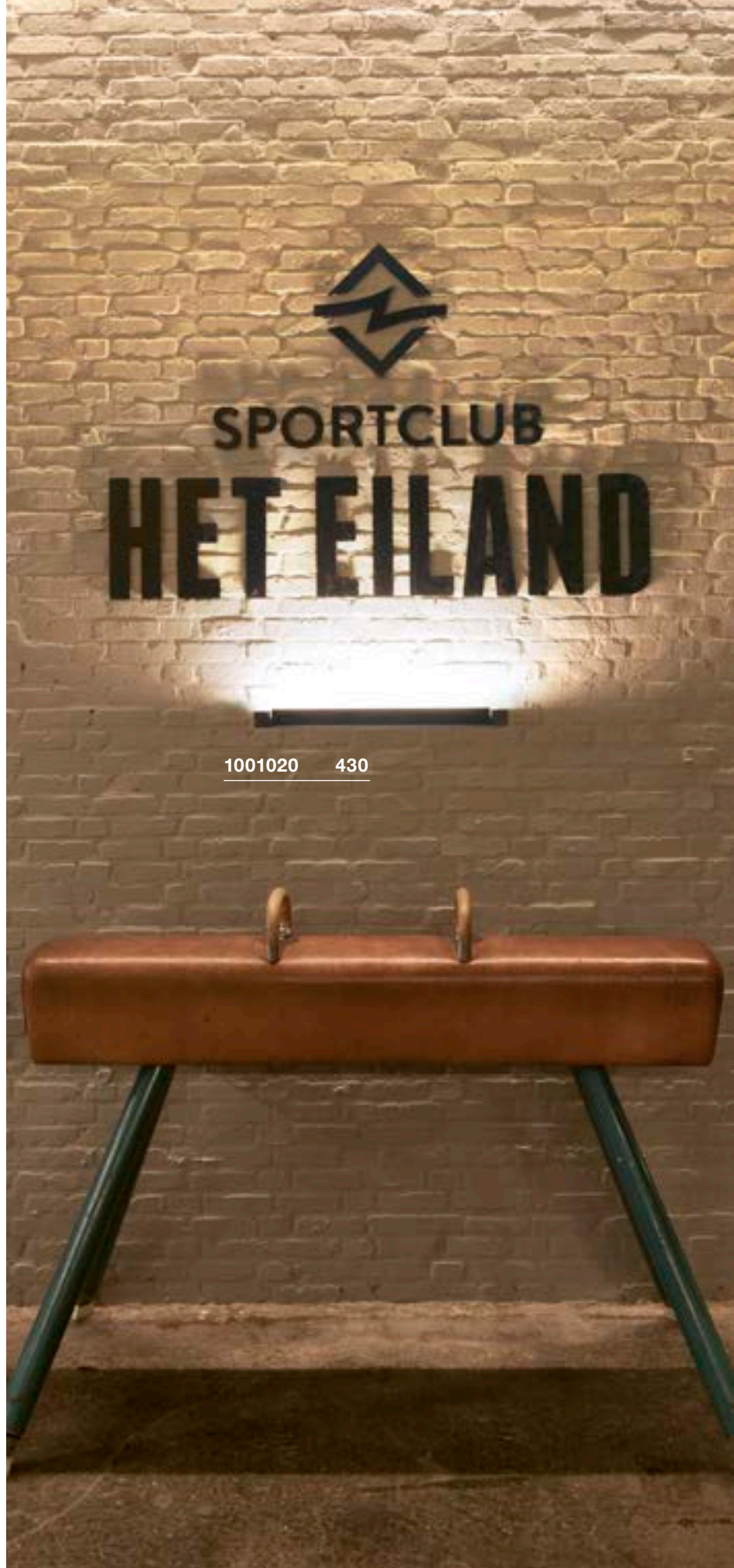


220-240V ~50/60Hz | 700mA
Total wattage: 20W
Material: aluminium/acrylic



Down 1600lm | 3000K

Options	Prod. no.	GBP
● black	1001020	255.00
○ white	1001019	255.00

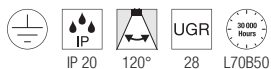

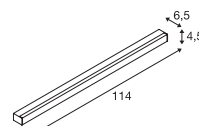
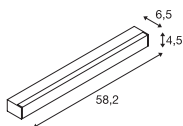



1001020 430



SIGHT 60
CW

SIGHT 115
CW



220-240V ~50/60Hz | 700mA
Total wattage: 20W
Material: aluminium/acrylic

220-240V ~50/60Hz | 700mA
Total wattage: 38W
Material: aluminium/acrylic

- Switch on light housing




Down 1490lm | 3000K



Down 3100lm | 3000K

Options	Prod. no.	GBP
● black	1001283	199.00
○ white	1001284	199.00

Options	Prod. no.	GBP
● black	1001286	278.00
○ white	1001287	278.00

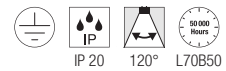
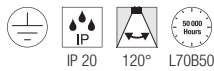
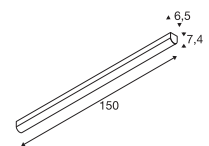
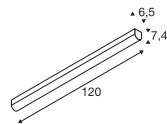




631337 433

BENA 120
CW

BENA 150
CW



220-240V ~50/60Hz | 700mA
Total wattage: 28W
Material: poly (methyl methacrylate)
(PMMA)/steel

220-240V ~50/60Hz | 700mA
Total wattage: 36W
Material: poly (methyl methacrylate)
(PMMA)/steel



Down 3800lm | 3000K

Down 5000lm | 3000K


Options	Prod. no.	GBP
<input type="radio"/> white	631337	150.00

Options	Prod. no.	GBP
<input type="radio"/> white	631339	181.00



1007697 439





NEW

ONE®
can be found
on family pages
196–197

LED



NEW

LED

VINOLINA ONE | 437



NEW

LED

VINOLINA | 437



NEW

LED

VINOLINA TWO | 439



NEW

LED

TAHA | 441



NEW

SCKET

TINY SUN | 443



NEW

SCKET

LITTLE SUN | 443



NEW

SCKET

VARYT | 443



NEW

LED

WORKLIGHT PRO | 444



NEW

LED

WORKLIGHT PRO | 444



LED

WORKLIGHT | 445




LED

WORKLIGHT | 445



SCKET

FENDA | 447



SCKET

FENDA | 447



SCKET

FENDA | 447



SCKET

FENDA | 448



SCKET

FENDA BOW BASIS | 448



SCKET

FENDA | 448



SCKET

FENDA | 449




LED

FENDA | 449



LED

FENDA | 449



LED

KARPO | 452



LED

KARPO | 452



SCKET

PHELIA | 453



LED

TONILA | 453




LED

MAGANDA | 453



1007357 437


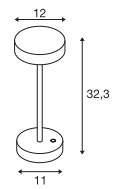
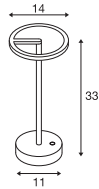




1007360 437




VINOLINA ONE TL, Battery

VINOLINA TL, Battery



5V battery operation
Total wattage: 2.5W
Material: aluminium

- Running time 12h
- Charging time 7h
- Charging plate included
- Power adapter not included
- USB A



5V battery operation
Total wattage: 2.2W
Material: aluminium

- Running time 12h
- Charging time 7h
- Charging plate included
- Power adapter not included
- USB A



Down 125lm | 2700K



Down 130lm | 2700K | 130lm | 3000K

Options	Prod. no.	GBP
● black	1007359	120.00
○ white	1007357	120.00
● rust	1007358	120.00


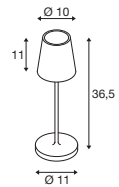
Options	Prod. no.	GBP
● black	1007362	120.00
○ white	1007360	120.00
● rust	1007361	120.00



1007692 439



VINOLINA TWO TL, Battery



IP65 L70B20

5V battery operation

Total wattage: 2W

Material: aluminium

- Touch dimmable
- Running time 10h
- Charging time 5h
- Charging station for one luminaire included



Down

190lm | 2200K
2700K
3000K

Options	Prod. no.	GBP
● black	1007693	● 120.00
○ white	1007692	● 120.00
● sand	1007697	● 120.00
● rust	1007695	● 120.00
● red	1007694	● 120.00
● lime green	1007696	● 120.00


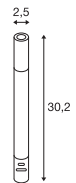


1007380 441



TAHA

Light set, battery-powered



100-240V ~50/60Hz | 5V battery operation
 Total wattage: 5W
 Max. U-out driver: 5V DC
 Material: aluminium/plastic

- Charging cable included




Down

200lm | 2700K

Options	Prod. no.	GBP
● black	1007380	● 137.00



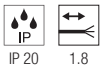
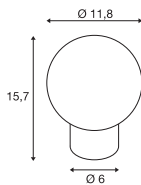
1007366 443



1007622 443



TINY SUN
TL



220-240V ~50/60Hz
Material: steel

- Euro plug



Base: 1xG69 Max. diameter: 3 cm L: 6 cm

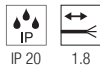
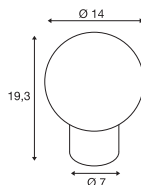
Options	Prod. no.	GBP
● copper	1007364	85.00
● bronze	1007363	85.00



LED G9 | 3.6W | 300°
3000K | 400lm | EEK=E
4kWh/1000h

Prod. no.: 1005286 | 9.00 GBP

LITTLE SUN
TL



220-240V ~50/60Hz
Material: steel

- Euro plug



Base: 1xG69 Max. diameter: 3 cm L: 6 cm

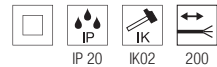
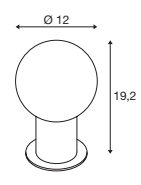
Options	Prod. no.	GBP
● copper	1007366	94.00
● bronze	1007365	94.00



LED G9 | 3.6W | 300°
3000K | 400lm | EEK=E
4kWh/1000h

Prod. no.: 1005286 | 9.00 GBP

VARYT
TL, E14



220-240V ~50/60Hz
Material: aluminium/steel

- Euro plug



Base: 1xE14 Max. diameter: 3.8 cm L: 11 cm

Options	Prod. no.	GBP
● black	1007620	125.00
○ white	1007622	125.00
● brass	1007623	155.00
● chrome	1007621	138.00

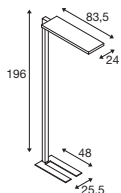



C35 | 4.2W | 320°
2700K | 350lm | EEK=G
5kWh/1000h

Prod. no.: 1005285 | 8.00 GBP



WORKLIGHT PRO
FL, single



IP 20
 IK 03
 75°
 115°
 UGR 14
 L80B10
 50000

200-240V ~50/60Hz | 48V
Total wattage: 100W
Material: aluminium/steel

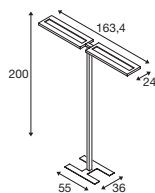

- Safety plug
- Touch dimmable



Up 10700lm | 4000K
Down 2300lm

Options	Prod. no.	GBP
● black	1007462	815.00
○ white	1007463	815.00
● grey	1007464	815.00

WORKLIGHT PRO
FL, double



IP 20
 IK 03
 75°
 115°
 UGR 16
 L80B10
 50000

200-240V ~50/60Hz | 48V
Total wattage: 150W
Material: aluminium/steel

- Safety plug
- Touch dimmable



Up 15600lm | 4000K
Down 4400lm

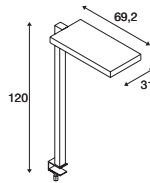
Options	Prod. no.	GBP
● black	1007465	1,501.00
○ white	1007466	1,501.00
● grey	1007467	1,501.00





1006344 445

WORKLIGHT TL



200-240V ~50/60Hz | 2000mA
 IP 20 IK02 80° 110° UGR 19 50000 Hours
 250

200-240V ~50/60Hz | 2000mA
 Total wattage: 79W
 Material: aluminium

- Clamping range of 6-40 mm
- Safety plug
 - Touch dimmable



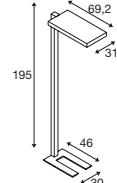
Up 3800lm | 4000K
 Down 3800lm

Options	Prod. no.	GBP
● black	1005392	600.00
○ white	1005394	600.00
○ silver	1006344	600.00



1005391 445

WORKLIGHT FL



200-240V ~50/60Hz | 2000mA
 IP 20 IK02 80° 110° UGR 19 50000 Hours
 250

200-240V ~50/60Hz | 2000mA
 Total wattage: 79W
 Material: aluminium

- Safety plug
- Touch dimmable



Up 3800lm | 4000K
 Down 3800lm


Options	Prod. no.	GBP
● black	1005390	686.00
○ white	1005391	686.00
○ silver	1006343	686.00



132660 + 1000580 296 + 449

155790 + 155592 447 + 449

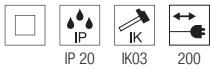

155780 + 155592 447 + 449



155780 + 1004773 447 + 448



FENDA TL, E27



220-240V ~50/60Hz
Material: steel

- Euro plug and switch



Base: 1xE27

Options	Prod. no.	GBP
● black	155780	69.00

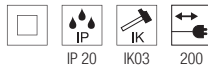


A60 | 7.5W | 320°
2700K | 800lm | EEK=F
8kWh/1000h



Prod. no.: 1005303 | 9.00 GBP

FENDA FL, E27



220-240V ~50/60Hz
Material: steel/plastic

- Euro plug and switch



Base: 1xE27

Options	Prod. no.	GBP
● black	155790	121.00

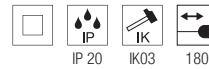



LED E27 | 13.2W | 220°
2700K | 1300lm | EEK=F
13kWh/1000h



Prod. no.: 1005302 | 11.00 GBP

FENDA TL, E27



220-240V ~50/60Hz
Material: aluminium/plastic

- Euro plug and switch



Base: 1xE27

Options	Prod. no.	GBP
● black	155540	69.00

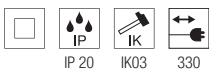
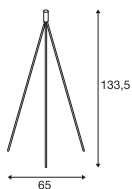


LED E27 | 7.5W | 320°
2500K | 700lm | EEK=F
8kWh/1000h



Prod. no.: 1005265 | 23.00 GBP

FENDA
FL, E27



220-240V ~50/60Hz
Material: aluminium

- Switch on light body
- Euro plug

SOCKET INSIDE <40 W

Base: 1xE27

Options	Prod. no.	GBP
● black	155490	114.00

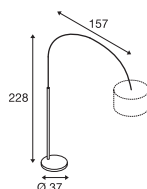


LED E27 | 13.2W | 220°
2700K | 1300lm | EEK=F
13kWh/1000h



Prod. no.: 1005302 | 11.00 GBP

FENDA BOW BASIS
FL, E27



220-240V ~50/60Hz
Material: steel

- max. shade weight 900g
- Euro plug and switch

SOCKET INSIDE <25 W

Base: 1xE27

max. L: 17.5 cm

Options	Prod. no.	GBP
● black	1003029	213.00
● chrome	1000763	225.00



A60 | 7.5W | 320°
2700K | 800lm | EEK=F
8kWh/1000h



Prod. no.: 1005303 | 9.00 GBP

FENDA
15 cm, Round



H: 40 cm
Diameter: 15 cm
Material: textile/steel

Options	Prod. no.	GBP
● black/copper	156152	46.00
○ white	156141	39.00
● grey	1004773	39.00
● beige	156143	39.00



155490 + 1004773 448 + 449



FENDA

30 cm, Round



H: 20 cm
Diameter: 30 cm
Material: textile/steel

FENDA

Ø 45 cm, Round



H: 28 cm
Diameter: 45.5 cm
Material: textile/steel

FENDA

Ø 70 cm, Round



H: 36 cm
Diameter: 70 cm
Material: textile/steel

• Not suitable for Fenda Bow.

Options	Prod. no.	GBP
● black/copper	155592	61.00
○ white	155582	46.00
● grey	1004774	46.00
● beige	155583	46.00

Options	Prod. no.	GBP
● black/copper	156122	76.00
○ white	156111	72.00
● grey	1004775	72.00
● beige	156113	72.00

Options	Prod. no.	GBP
● black/copper	1000580	111.00
○ white	1000579	97.00



1003032 448

MIX & MATCH FENDA

FENDA Ø15

Black	156152
White	156141
Beige	156143
Grey	1004773




FENDA Ø30

Black	155592
White	155582
Beige	155583
Grey	1004774



FENDA Ø45

Black	156122
White	156111
Beige	156113
Grey	1004775



FENDA BOW

Black	1003029
Chrome	1000763



FENDA TL

Black	155780
-------	--------



FENDA FL

Black	155790
-------	--------



FENDA TL

Black	155540
-------	--------



FENDA FL

Black	155490
-------	--------

Combine the SLV Mix & Match products to suit your taste. Designed to work perfectly together, you can mix and match within the FENDA family or even combine the FENDA and FITU product families. You can recognise SLV Mix & Match products by the following symbol:



MIX
match

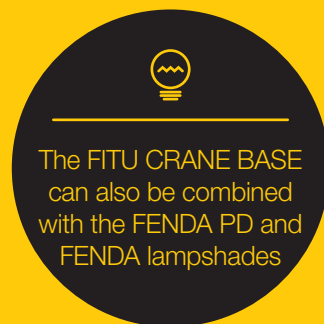

FENDA Ø70

Black | 1000580
White | 1000579

FENDA Ø12,5

Glass Shade

Brown | 1000773



FENDA PD

Black | 132660
White | 132661
Chrome | 132662

FENDA CL

Black | 155550
White | 155551

FITU CRANE BASE

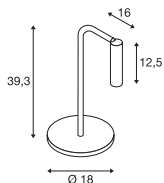
Black | 1004682



FITU PD

Black | 132690
White | 132691

KARPO
TL



200-240V ~50/60Hz | 500mA
Total wattage: 6.2W
Material: aluminium

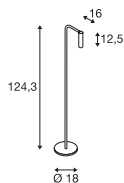
- Switch on light body
- Plug-in power supply



Down 360lm | 430lm | 3000K

Options	Prod. no.	GBP
● black 360lm	1001461	160.00
○ white 430 lm	1001460	160.00

KARPO
FL




200-240V ~50/60Hz | 500mA
Total wattage: 6.2W
Material: aluminium

- Switch on light body
- Plug-in power supply




Down 360lm | 430lm | 3000K


Options	Prod. no.	GBP
● black 360lm	1001463	208.00
○ white 430 lm	1001462	208.00



1001463 452



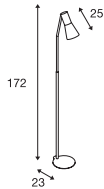
146010 453



1002583 453



PHELIA FL, E27



220-240V ~50/60Hz
Material: aluminium/steel

- Switch on light body
- Safety plug and switch



Base: 1xE27 | Max. diameter: 5.3 cm | L: 18 cm

Options	Prod. no.	GBP
● black	146010	208.00

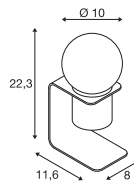


A60 | 7.5W | 320°
2700K | 800lm | EEK=F
8kWh/1000h



Prod. no.: 1005303 | 9.00 GBP

TONILA TL



5V battery operation
Total wattage: 1.6W
Material: aluminium/plastic

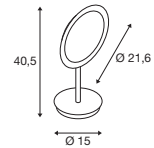
- Battery 3.6V 2000mAh included
- Power adapter excluding USB charger 5V DC/1-2A required. For MINI-USB charging cable.
- Can be dimmed to 3 different levels using the switch.



Down | 90lm | 2700K

Options	Prod. no.	GBP
● black	1002583	102.00

MAGANDA TL



100-240V ~50/60Hz | 12V
Total wattage: 4.8W
Material: steel/glass

- 3 colour temperature options via button
- IP44 safety plug



45lm | 2700K | 48lm | 3000K | 51lm | 4000K

Options	Prod. no.	GBP
● chrome/frosted	1004970	156.00

1006672 469

1006623 475

1006834 471





NEW



NUMINOS® XS | 468



NEW



NUMINOS® S | 468



NEW



NUMINOS® XS | 470



NEW



NUMINOS® S | 470



NEW



IN-LINE 22 | 473



NEW



IN-LINE 22 | 473



NEW



IN-LINE 44 | 475



NEW



IN-LINE 44 | 475



NEW



IN-LINE 24 | 477



NEW



IN-LINE 46 | 477


1006623 + 1006617 475 + 473





48V TRACK

DALI mounting track



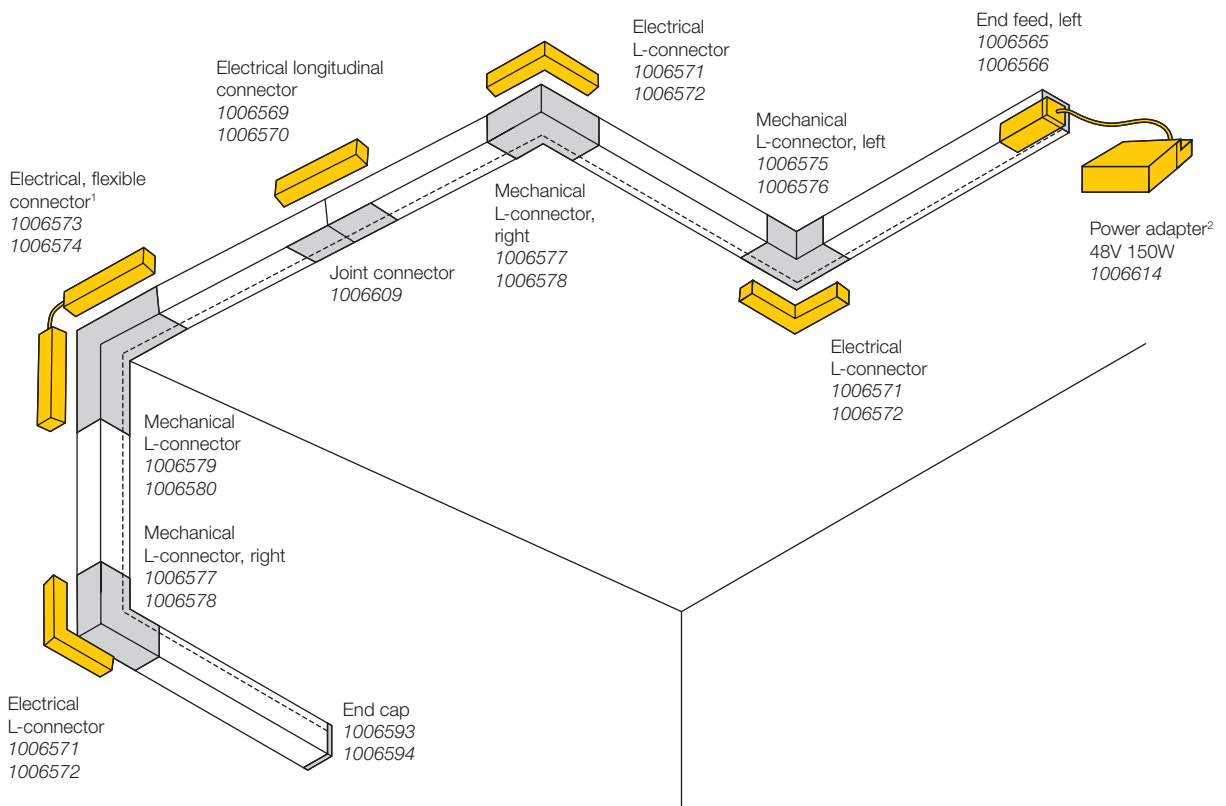
	1 m	1 m	2 m	2 m
Nominal voltage (V)	48V DC	48V DC	48V DC	48V DC
Max. current (A)	16	16	16	16
max. mech. load	5kg	5kg	10kg	10kg
Colour	● black	○ white	● black	○ white
Material	aluminium	aluminium	aluminium	aluminium
L x W x H (cm)	100 x 2.62 x 2.26	100 x 2.62 x 2.26	200 x 2.62 x 2.26	200 x 2.62 x 2.26
Prod. no.	1006541 ●	1006542 ●	1006543 ●	1006544 ●
GBP	43.00	43.00	73.00	73.00
	3 m	3 m	4 m	4 m
Nominal voltage (V)	48V DC	48V DC	48V DC	48V DC
Max. current (A)	16	16	16	16
max. mech. load	15kg	15kg	20kg	20kg
Colour	● black	○ white	● black	○ white
Material	aluminium	aluminium	aluminium	aluminium
L x W x H (cm)	300 x 2.62 x 2.26	300 x 2.62 x 2.26	400 x 2.62 x 2.26	400 x 2.62 x 2.26
Prod. no.	1006545 ●	1006546 ●	1006547 ●	1006548 ●
GBP	114.00	114.00	155.00	155.00



NEW

48V TRACK

DALI mounting track
Planning assistance and accessories at a glance




¹ Please note that electrical and mechanical connectors must always be installed together.
² Power adapter must be placed externally.




End feed, right
16A max. | polycarbonate (PC)
L: 9.7 cm | W: 1.6 cm | H: 1.9 cm

● black Prod. no. **1006567** **13.00 GBP**
○ white **1006568** **13.00 GBP**




Power adapter 48V | 60W
Polycarbonate (PC)
L: 18 cm | W: 4.5 cm | H: 2.7 cm

○ white Prod. no. **1006613** **51.00 GBP**



End feed, left
16A max. | polycarbonate (PC)
L: 9.7 cm | W: 1.6 cm | H: 1.9 cm

● black Prod. no. **1006565** **13.00 GBP**
○ white **1006566** **13.00 GBP**




Power adapter 150W | 48V
Metal/polycarbonate (PC)
L: 19.05 cm | W: 8.8 cm | H: 3.55 cm

● black Prod. no. **1006614** **111.00 GBP**




L-connector mechanical, f. mounting track standard, right (f. ceiling installation)
aluminium
L: 7.1 cm | W: 7.1 cm | H: 2.19 cm

● black Prod. no. **1006577** **19.00 GBP**
○ white **1006578** **19.00 GBP**




Cover, 20mm f. standard track assembly, 2 m
Aluminium/polycarbonate (PC)
L: 200 cm | W: 2 cm | H: 0.6 cm

● black Prod. no. **1006611** **9.00 GBP**
○ white **1006612** **9.00 GBP**




L-connector mechanical, f. mounting track standard, left (f. ceiling installation)
aluminium
L: 7.1 cm | W: 7.1 cm | H: 2.19 cm

● black Prod. no. **1006575** **19.00 GBP**
○ white **1006576** **19.00 GBP**




End cap f. mounting track standard
Polycarbonate (PC)
L: 2.6 cm | W: 0.2 cm | H: 2.2 cm

● black Prod. no. **1006593** **4.00 GBP**
○ white **1006594** **4.00 GBP**




L-connector mechanical, f. mounting track, standard, stereo, (wall/ceiling)
aluminium
L: 8.4 cm | W: 2.62 cm | H: 8.4 cm

● black Prod. no. **1006579** **19.00 GBP**
○ white **1006580** **19.00 GBP**




Track reinforcement plate f. mounting track
Steel
L: 5 cm | W: 1.32 cm | H: 0.25 cm

● grey Prod. no. **1006609** **8.00 GBP**




Electric L-connector, DALI
16A max. | polycarbonate (PC)
L: 11.4 cm | W: 11.4 cm | H: 1.9 cm

● black Prod. no. **1006571** **24.00 GBP**
○ white **1006572** **24.00 GBP**




Track reinforcement plate with mounting set, 3m wire rope
Steel
L: 12 cm | W: 2.7 cm

● black Prod. no. **1006603** **19.00 GBP**
○ white **1006604** **19.00 GBP**




Electric longitudinal connector, DALI
16A max. | polycarbonate (PC)
L: 14.4 cm | W: 1.6 cm | H: 1.9 cm

● black Prod. no. **1006569** **19.00 GBP**
○ white **1006570** **19.00 GBP**




Track reinforcement plate with mounting set, 1m rod
Steel
L: 12 cm | W: 2.7 cm

● black Prod. no. **1006601** **19.00 GBP**
○ white **1006602** **19.00 GBP**




Flexible connector, electrical, DALI
16A max. | polycarbonate (PC)
L: 23 cm | W: 1.6 cm | H: 1.9 cm

● black Prod. no. **1006573** **25.00 GBP**
○ white **1006574** **25.00 GBP**




Pendant suspension, 1m rod
Steel
W: 2.9 cm

● black Prod. no. **1006605** **16.00 GBP**
○ white **1006606** **16.00 GBP**




Transformer housing incl. end feed right, DALI
Polycarbonate (PC)
L: 23.3 cm | W: 10.1 cm | H: 4.1 cm

● black Prod. no. **1007137** **31.00 GBP**
○ white **1007138** **31.00 GBP**




Pendant suspension, 3m wire rope
Steel
W: 2.9 cm

● black Prod. no. **1006607** **16.00 GBP**
○ white **1006608** **16.00 GBP**




Transformer housing incl. end feed left, DALI
Polycarbonate (PC)
L: 23.3 cm | W: 10.1 cm | H: 4.1 cm

● black Prod. no. **1007083** **31.00 GBP**
○ white **1007084** **31.00 GBP**




Mounting bracket
aluminium
L: 3 cm | W: 2.72 cm | H: 1.05 cm

● black Prod. no. **1006599** **7.00 GBP**
○ white **1006600** **7.00 GBP**




1006726 + 1006623 + 1006617 469 + 475 + 473





48V TRACK

DALI deep mounting track

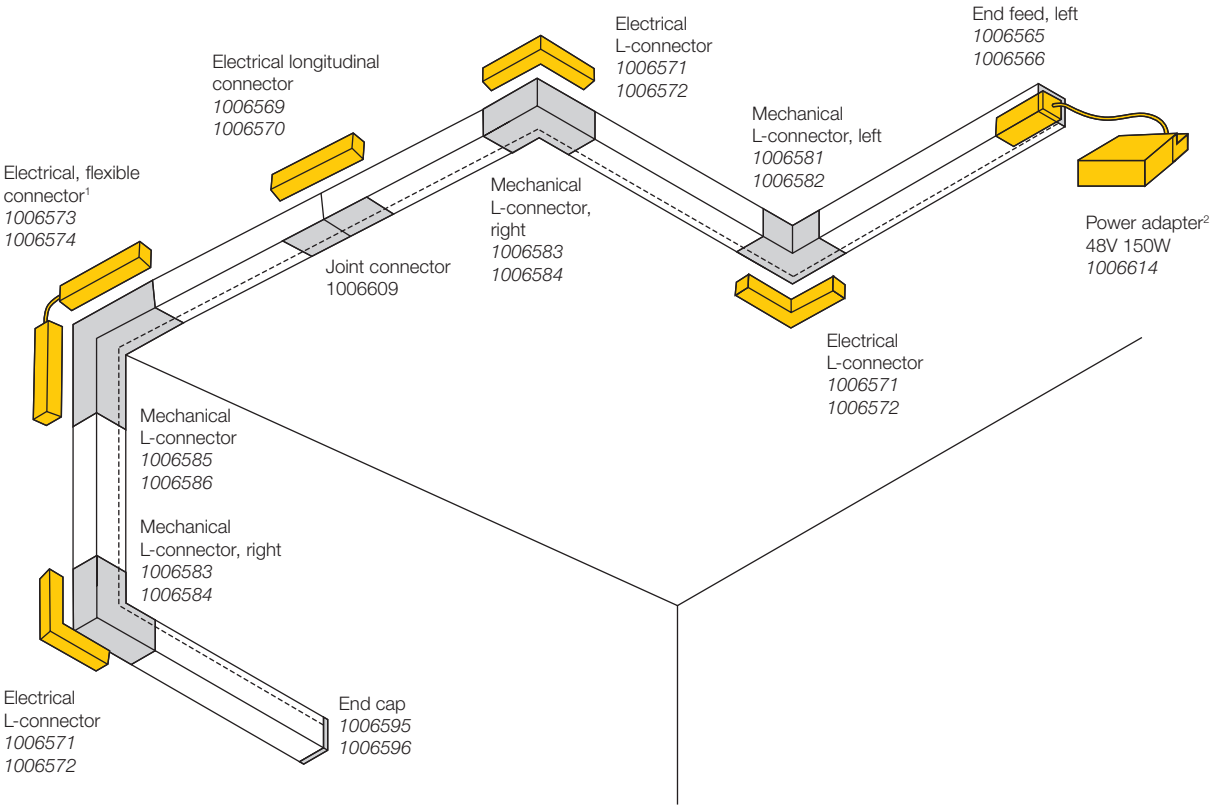


	1 m	1 m	2 m	2 m
Nominal voltage (V)	48V DC	48V DC	48V DC	48V DC
Max. current (A)	16	16	16	16
max. mech. load	5kg	5kg	10kg	10kg
Colour	● black	○ white	● black	○ white
Material	aluminium	aluminium	aluminium	aluminium
L x W x H (cm)	100 x 2.62 x 4.72	100 x 2.62 x 4.72	200 x 2.62 x 4.72	200 x 2.62 x 4.72
Prod. no.	1006549 ●	1006550 ●	1006551 ●	1006552 ●
GBP	51.00	51.00	99.00	99.00
	3 m	3 m	4 m	4 m
Nominal voltage (V)	48V DC	48V DC	48V DC	48V DC
Max. current (A)	16	16	16	16
max. mech. load	15kg	15kg	20kg	20kg
Colour	● black	○ white	● black	○ white
Material	aluminium	aluminium	aluminium	aluminium
L x W x H (cm)	300 x 2.62 x 4.72	300 x 2.62 x 4.72	400 x 2.62 x 4.72	400 x 2.62 x 4.72
Prod. no.	1006553 ●	1006554 ●	1006555 ●	1006556 ●
GBP	146.00	146.00	196.00	196.00




48V TRACK


DALI deep mounting track
Planning assistance and accessories at a glance



¹ Please note that electrical and mechanical connectors must always be installed together.
² Power adapter must be placed externally.

**End feed, right**16A max. | polycarbonate (PC)
L: 9.7 cm | W: 1.6 cm | H: 1.9 cm● black Prod. no. **1006567** **13.00 GBP**
○ white **1006568** **13.00 GBP****Power adapter 48V | 60W**Polycarbonate (PC)
L: 18 cm | W: 4.5 cm | H: 2.7 cm○ white Prod. no. **1006613** **51.00 GBP****End feed, left**16A max. | polycarbonate (PC)
L: 9.7 cm | W: 1.6 cm | H: 1.9 cm● black Prod. no. **1006565** **13.00 GBP**
○ white **1006566** **13.00 GBP****Power adapter 150W | 48V**Metal/polycarbonate (PC)
L: 19.05 cm | W: 8.8 cm | H: 3.55 cm● black Prod. no. **1006614** **111.00 GBP****L-connector mechanical f. mounting track deep, right (f. ceiling installation)**aluminium
L: 7.1 cm | W: 7.1 cm | H: 4.7 cm● black Prod. no. **1006583** **25.00 GBP**
○ white **1006584** **25.00 GBP****Track cover, 26mm, f. mounting track deep and recessed track, 2 m**Polycarbonate (PC)
L: 200 cm | W: 26 cm | H: 6 cm● black Prod. no. **1007188** **11.00 GBP**
○ white **1007189** **11.00 GBP****L-connector mechanical f. mounting track deep, left (f. ceiling installation)**aluminium
L: 7.1 cm | W: 7.1 cm | H: 4.7 cm● black Prod. no. **1006581** **25.00 GBP**
○ white **1006582** **25.00 GBP****End cap f. mounting track deep**Polycarbonate (PC)
L: 2.6 cm | W: 0.2 cm | H: 4.7 cm● black Prod. no. **1006595** **6.00 GBP**
○ white **1006596** **6.00 GBP****L-connector mechanical, f. mounting track, deep, stereo (wall/ceiling)**aluminium
L: 8.4 cm | W: 8.4 cm | H: 4.7 cm● black Prod. no. **1006585** **25.00 GBP**
○ white **1006586** **25.00 GBP****Track reinforcement plate f. mounting track**Steel
L: 5 cm | W: 1.32 cm | H: 0.25 cm● grey Prod. no. **1006609** **8.00 GBP****Electric L-connector, DALI**16A max. | polycarbonate (PC)
L: 11.4 cm | W: 11.4 cm | H: 1.9 cm● black Prod. no. **1006571** **24.00 GBP**
○ white **1006572** **24.00 GBP****Track reinforcement plate with mounting set, 3m wire rope**Steel
L: 12 cm | W: 2.7 cm● black Prod. no. **1006603** **19.00 GBP**
○ white **1006604** **19.00 GBP****Electric longitudinal connector, DALI**16A max. | polycarbonate (PC)
L: 14.4 cm | W: 1.6 cm | H: 1.9 cm● black Prod. no. **1006569** **19.00 GBP**
○ white **1006570** **19.00 GBP****Track reinforcement plate with mounting set, 1m rod**Steel
L: 12 cm | W: 2.7 cm● black Prod. no. **1006601** **19.00 GBP**
○ white **1006602** **19.00 GBP****Flexible connector, electrical, DALI**16A max. | polycarbonate (PC)
L: 23 cm | W: 1.6 cm | H: 1.9 cm● black Prod. no. **1006573** **25.00 GBP**
○ white **1006574** **25.00 GBP****Pendant suspension, 1m rod**Steel
W: 2.9 cm● black Prod. no. **1006605** **16.00 GBP**
○ white **1006606** **16.00 GBP****Transformer housing incl. end feed right, DALI**Polycarbonate (PC)
L: 23.3 cm | W: 10.1 cm | H: 4.1 cm● black Prod. no. **1007137** **31.00 GBP**
○ white **1007138** **31.00 GBP****Pendant suspension, 3m wire rope**Steel
W: 2.9 cm● black Prod. no. **1006607** **16.00 GBP**
○ white **1006608** **16.00 GBP****Transformer housing incl. end feed left, DALI**Polycarbonate (PC)
L: 23.3 cm | W: 10.1 cm | H: 4.1 cm● black Prod. no. **1007083** **31.00 GBP**
○ white **1007084** **31.00 GBP****Mounting bracket**aluminium
L: 3 cm | W: 2.72 cm | H: 1.05 cm● black Prod. no. **1006599** **7.00 GBP**
○ white **1006600** **7.00 GBP**

1006783 + 1006672 + 1006635 471 + 471 + 475

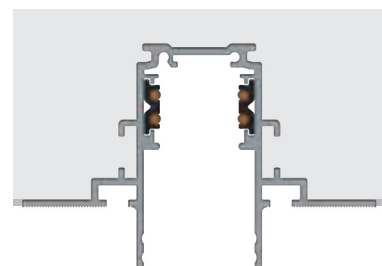




NEW

48V TRACK

DALI recessed track

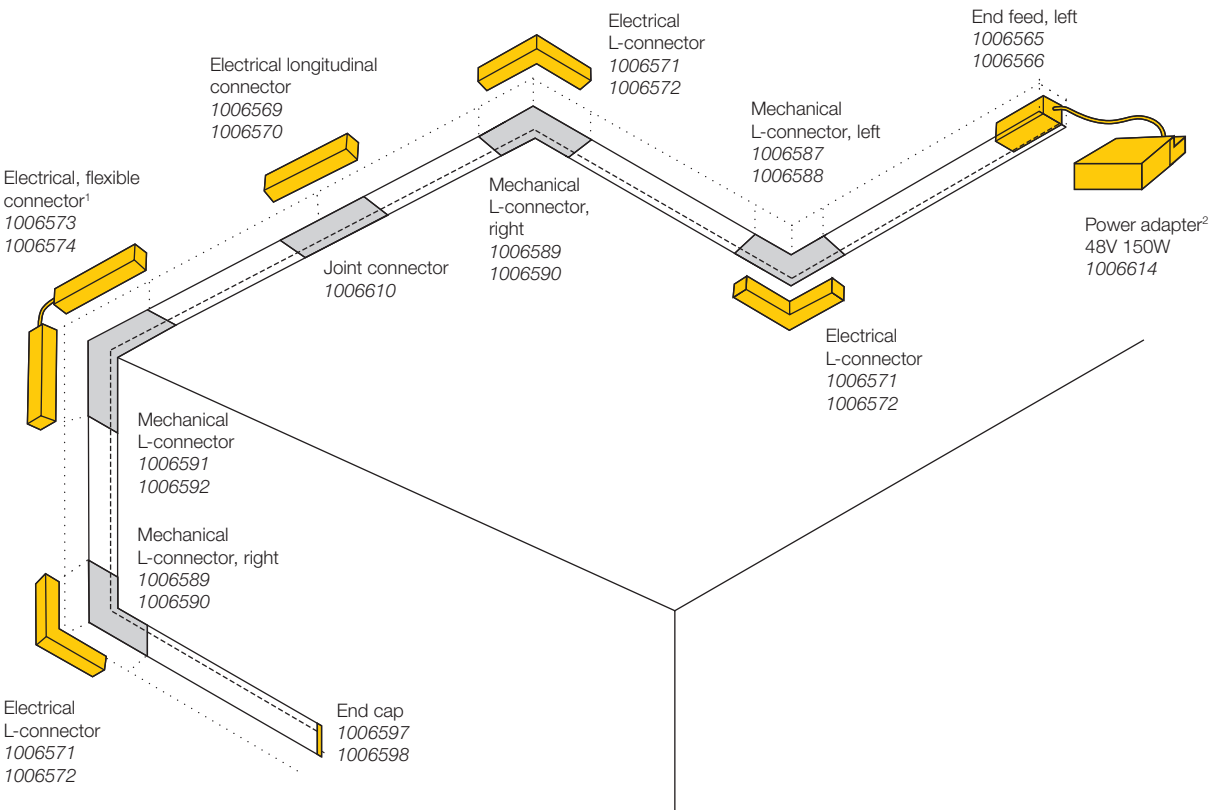


	1 m	1 m	2 m	2 m
Nominal voltage (V)	48V DC	48V DC	48V DC	48V DC
Max. current (A)	16	16	16	16
max. mech. load	5kg	5kg	10kg	10kg
Colour	● black	○ white	● black	○ white
Material	aluminium	aluminium	aluminium	aluminium
L x W x H (cm)	100 x 7.4 x 4.7	100 x 7.4 x 4.7	200 x 7.4 x 4.7	200 x 7.4 x 4.7
Prod. no.	1006557 ●	1006558 ●	1006559 ●	1006560 ●
GBP	68.00	68.00	119.00	119.00
	3 m	3 m	4 m	4 m
Nominal voltage (V)	48V DC	48V DC	48V DC	48V DC
Max. current (A)	16	16	16	16
max. mech. load	15kg	15kg	20kg	20kg
Colour	● black	○ white	● black	○ white
Material	aluminium	aluminium	aluminium	aluminium
L x W x H (cm)	300 x 7.4 x 4.7	300 x 7.4 x 4.7	400 x 7.4 x 4.7	400 x 7.4 x 4.7
Prod. no.	1006561 ●	1006562 ●	1006563 ●	1006564 ●
GBP	153.00	153.00	220.00	220.00



48V TRACK

DALI recessed track
Planning assistance and accessories at a glance



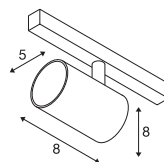

¹ Please note that electrical and mechanical connectors must always be installed together.
² Power adapter must be placed externally.



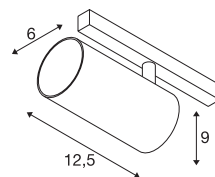
<p>End feed, right 16A max. polycarbonate (PC) L: 9.7 cm W: 1.6 cm H: 1.9 cm</p> <p>● black Prod. no. 1006567 13.00 GBP ○ white 1006568 13.00 GBP</p>	<p>Power adapter 48V 60W Polycarbonate (PC) L: 18 cm W: 4.5 cm H: 2.7 cm</p> <p>○ white Prod. no. 1006613 51.00 GBP</p>
<p>End feed, left 16A max. polycarbonate (PC) L: 9.7 cm W: 1.6 cm H: 1.9 cm</p> <p>● black Prod. no. 1006565 13.00 GBP ○ white 1006566 13.00 GBP</p>	<p>Power adapter 150W 48V Metal/polycarbonate (PC) L: 19.05 cm W: 8.8 cm H: 3.55 cm</p> <p>● black Prod. no. 1006614 111.00 GBP</p>
<p>L-connector mechanical f. recessed track deep, right (f. ceiling installation) aluminium L: 9.5 cm W: 9.5 cm H: 4.7 cm</p> <p>● black Prod. no. 1006589 28.00 GBP ○ white 1006590 28.00 GBP</p>	<p>Track cover, 26mm, 2 m Polycarbonate (PC) L: 200 cm W: 26 cm H: 6 cm</p> <p>● black Prod. no. 1007188 11.00 GBP ○ white 1007189 11.00 GBP</p>
<p>L-connector mechanical f. recessed track deep, left (f. ceiling installation) aluminium L: 9.5 cm W: 9.5 cm H: 4.7 cm</p> <p>● black Prod. no. 1006587 28.00 GBP ○ white 1006588 28.00 GBP</p>	<p>End cap f. recessed track Polycarbonate (PC) L: 3.4 cm W: 0.2 cm H: 4.7 cm</p> <p>● black Prod. no. 1006597 4.00 GBP ○ white 1006598 4.00 GBP</p>
<p>L-connector mechanical, f. recessed track deep, stereo, (wall/ceiling) aluminium L: 8.1 cm W: 7.4 cm H: 8.1 cm</p> <p>● black Prod. no. 1006591 28.00 GBP ○ white 1006592 28.00 GBP</p>	<p>Track reinforcement plates set f. recessed track Steel L: 6.3 cm W: 0.76 cm H: 0.25 cm</p> <p>● grey Prod. no. 1006610 8.00 GBP</p>
<p>Electric L-connector, DALI 16A max. polycarbonate (PC) L: 11.4 cm W: 11.4 cm H: 1.9 cm</p> <p>● black Prod. no. 1006571 24.00 GBP ○ white 1006572 24.00 GBP</p>	<p>Track reinforcement plate with mounting set, 3m wire rope Steel L: 12 cm W: 2.7 cm</p> <p>● black Prod. no. 1006603 19.00 GBP ○ white 1006604 19.00 GBP</p>
<p>Electric longitudinal connector, DALI 16A max. polycarbonate (PC) L: 14.4 cm W: 1.6 cm H: 1.9 cm</p> <p>● black Prod. no. 1006569 19.00 GBP ○ white 1006570 19.00 GBP</p>	<p>Track reinforcement plate with mounting set, 1m rod Steel L: 12 cm W: 2.7 cm</p> <p>● black Prod. no. 1006601 19.00 GBP ○ white 1006602 19.00 GBP</p>
<p>Flexible connector, electrical, DALI 16A max. polycarbonate (PC) L: 23 cm W: 1.6 cm H: 1.9 cm</p> <p>● black Prod. no. 1006573 25.00 GBP ○ white 1006574 25.00 GBP</p>	<p>Pendant suspension, 1m rod Steel W: 2.9 cm</p> <p>● black Prod. no. 1006605 16.00 GBP ○ white 1006606 16.00 GBP</p>
<p>Transformer housing incl. end feed right, DALI Polycarbonate (PC) L: 23.3 cm W: 10.1 cm H: 4.1 cm</p> <p>● black Prod. no. 1007137 31.00 GBP ○ white 1007138 31.00 GBP</p>	<p>Pendant suspension, 3m wire rope Steel W: 2.9 cm</p> <p>● black Prod. no. 1006607 16.00 GBP ○ white 1006608 16.00 GBP</p>
<p>Transformer housing incl. end feed left, DALI Polycarbonate (PC) L: 23.3 cm W: 10.1 cm H: 4.1 cm</p> <p>● black Prod. no. 1007083 31.00 GBP ○ white 1007084 31.00 GBP</p>	<p>Mounting bracket aluminium L: 3 cm W: 2.72 cm H: 1.05 cm</p> <p>● black Prod. no. 1006599 7.00 GBP ○ white 1006600 7.00 GBP</p>

1006635 + 1006729 475 + 469

NUMINOS® XS
48V, DALI




NUMINOS® S
48V, DALI





NUMINOS® SPOT 48V



XS 48V | 200mA
Total wattage: 8.7W
Material: aluminium/polycarbonate (PC)

S 48V | 350mA
Total wattage: 16W
Material: aluminium/polycarbonate (PC)

		2700K	20°	640lm	1006651	151.00 GBP	100lm	1006705	159.00 GBP
			40°	620lm	1006654	151.00 GBP	970lm	1006708	159.00 GBP
			55°	640lm	1006657	151.00 GBP	960lm	1006711	159.00 GBP
		3000K	20°	700lm	1006669	151.00 GBP	1060lm	1006723	159.00 GBP
			40°	670lm	1006672	151.00 GBP	1030lm	1006726	159.00 GBP
			55°	690lm	1006675	151.00 GBP	1030lm	1006729	159.00 GBP
		2700K	20°	670lm	1006652	151.00 GBP	1020lm	1006706	159.00 GBP
			40°	650lm	1006655	151.00 GBP	1050lm	1006709	159.00 GBP
			55°	670lm	1006658	151.00 GBP	1030lm	1006712	159.00 GBP
		3000K	20°	730lm	1006670	151.00 GBP	1120lm	1006724	159.00 GBP
			40°	700lm	1006673	151.00 GBP	1120lm	1006727	159.00 GBP
			55°	720lm	1006676	151.00 GBP	1120lm	1006730	159.00 GBP
		2700K	20°	670lm	1006653	151.00 GBP	960lm	1006707	159.00 GBP
			40°	650lm	1006656	151.00 GBP	1000lm	1006710	159.00 GBP
			55°	670lm	1006659	151.00 GBP	980lm	1006713	159.00 GBP
		3000K	20°	730lm	1006671	151.00 GBP	1050lm	1006725	159.00 GBP
			40°	700lm	1006674	151.00 GBP	1050lm	1006728	159.00 GBP
			55°	720lm	1006677	151.00 GBP	1050lm	1006731	159.00 GBP
		2700K	20°	670lm	1006661	151.00 GBP	1020lm	1006715	159.00 GBP
			40°	650lm	1006664	151.00 GBP	1050lm	1006718	159.00 GBP
			55°	670lm	1006667	151.00 GBP	1030lm	1006721	159.00 GBP
		3000K	20°	730lm	1006679	151.00 GBP	1120lm	1006733	159.00 GBP
			40°	700lm	1006682	151.00 GBP	1120lm	1006736	159.00 GBP
			55°	720lm	1006685	151.00 GBP	1120lm	1006739	159.00 GBP
		2700K	20°	640lm	1006660	151.00 GBP	1000lm	1006714	159.00 GBP
			40°	620lm	1006663	151.00 GBP	970lm	1006717	159.00 GBP
			55°	640lm	1006666	151.00 GBP	960lm	1006720	159.00 GBP
		3000K	20°	700lm	1006678	151.00 GBP	1060lm	1006732	159.00 GBP
			40°	670lm	1006681	151.00 GBP	1030lm	1006735	159.00 GBP
			55°	690lm	1006684	151.00 GBP	1030lm	1006738	159.00 GBP
		2700K	20°	670lm	1006662	151.00 GBP	960lm	1006716	159.00 GBP
			40°	650lm	1006665	151.00 GBP	1000lm	1006719	159.00 GBP
			55°	670lm	1006668	151.00 GBP	980lm	1006722	159.00 GBP
		3000K	20°	730lm	1006680	151.00 GBP	1050lm	1006734	159.00 GBP
			40°	700lm	1006683	151.00 GBP	1050lm	1006737	159.00 GBP
			55°	720lm	1006686	151.00 GBP	1050lm	1006740	159.00 GBP



Product	Prod. no.	GBP
Elliptical diffuser XS		
○ transparent	1005612	4.00
Prismatic diffuser XS		
○ transparent	1005613	5.00
Frosted diffuser XS		
○ frosted	1005614	5.00
Honeycomb diffuser XS		
● black	1005615	8.00

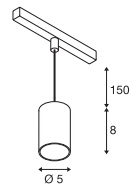


Product	Prod. no.	GBP
Elliptical diffuser S		
○ transparent	1004786	4.00
Prismatic diffuser S		
○ transparent	1004787	5.00
Frosted diffuser S		
○ frosted	1004788	5.00
Honeycomb diffuser S		
● black	1004789	8.00

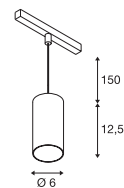
These lights are also available as 4000K versions on request (except XS). Please note the different delivery times and minimum order quantities.

1006844 471

NUMINOS® XS
48V, DALI



NUMINOS® S
48V, DALI





NUMINOS® PENDANT LIGHT 48V



XS 48V | 200mA
Total wattage: 8.7W
Material: aluminium/polycarbonate (PC)

S 48V | 350mA
Total wattage: 16W
Material: aluminium/polycarbonate (PC)

	Dali	2700K	20°	460lm	1006759	168.00 GBP	1000lm	1006813	176.00 GBP			
			40°	620lm	1006762	168.00 GBP				970lm	1006816	176.00 GBP
			55°	640lm	1006765	168.00 GBP				960lm	1006819	176.00 GBP
	Dali	3000K	20°	700lm	1006777	168.00 GBP	1060lm	1006831	176.00 GBP			
			40°	670lm	1006780	168.00 GBP				1030lm	1006834	176.00 GBP
			55°	690lm	1006783	168.00 GBP				1030lm	1006837	176.00 GBP
	Dali	2700K	20°	670lm	1006760	168.00 GBP	1020lm	1006814	176.00 GBP			
			40°	650lm	1006763	168.00 GBP				1050lm	1006817	176.00 GBP
			55°	670lm	1006766	168.00 GBP				1030lm	1006820	176.00 GBP
	Dali	3000K	20°	730lm	1006778	168.00 GBP	1120lm	1006832	176.00 GBP			
			40°	700lm	1006781	168.00 GBP				1120lm	1006835	176.00 GBP
			55°	720lm	1006784	168.00 GBP				1120lm	1006838	176.00 GBP
	Dali	2700K	20°	670lm	1006761	168.00 GBP	960lm	1006815	176.00 GBP			
			40°	650lm	1006764	168.00 GBP				1000lm	1006818	176.00 GBP
			55°	670lm	1006767	168.00 GBP				980lm	1006821	176.00 GBP
	Dali	3000K	20°	730lm	1006779	168.00 GBP	1050lm	1006833	176.00 GBP			
			40°	700lm	1006782	168.00 GBP				1050lm	1006836	176.00 GBP
			55°	720lm	1006785	168.00 GBP				1050lm	1006839	176.00 GBP
	Dali	2700K	20°	670lm	1006769	168.00 GBP	1020lm	1006823	176.00 GBP			
			40°	650lm	1006772	168.00 GBP				1050lm	1006826	176.00 GBP
			55°	670lm	1006775	168.00 GBP				1030lm	1006829	176.00 GBP
	Dali	3000K	20°	730lm	1006787	168.00 GBP	1120lm	1006841	176.00 GBP			
			40°	700lm	1006790	168.00 GBP				1120lm	1006844	176.00 GBP
			55°	720lm	1006793	168.00 GBP				1120lm	1006847	176.00 GBP
	Dali	2700K	20°	620lm	1006771	168.00 GBP	1000lm	1006822	176.00 GBP			
			40°	640lm	1006768	168.00 GBP				970lm	1006825	176.00 GBP
			55°	640lm	1006774	168.00 GBP				960lm	1006828	176.00 GBP
	Dali	3000K	20°	700lm	1006786	168.00 GBP	1060lm	1006840	176.00 GBP			
			40°	670lm	1006789	168.00 GBP				1030lm	1006843	176.00 GBP
			55°	690lm	1006792	168.00 GBP				1030lm	1006846	176.00 GBP
	Dali	2700K	20°	670lm	1006770	168.00 GBP	960lm	1006824	176.00 GBP			
			40°	650lm	1006773	168.00 GBP				1000lm	1006827	176.00 GBP
			55°	670lm	1006776	168.00 GBP				980lm	1006830	176.00 GBP
	Dali	3000K	20°	730lm	1006788	168.00 GBP	1050lm	1006842	176.00 GBP			
			40°	700lm	1006791	168.00 GBP				1050lm	1006845	176.00 GBP
			55°	720lm	1006794	168.00 GBP				1050lm	1006848	176.00 GBP



Product	Prod. no.	GBP
Elliptical diffuser XS		
● transparent	1005612	4.00
Prismatic diffuser XS		
● transparent	1005613	5.00
Frosted diffuser XS		
○ frosted	1005614	5.00
Honeycomb diffuser XS		
● black	1005615	8.00



Product	Prod. no.	GBP
Elliptical diffuser S		
● transparent	1004786	4.00
Prismatic diffuser S		
● transparent	1004787	5.00
Frosted diffuser S		
○ frosted	1004788	5.00
Honeycomb diffuser S		
● black	1004789	8.00

These lights are also available as 4000K versions on request (except XS). Please note the different delivery times and minimum order quantities.

1006654 + 1006633 + 1006627 469 + 475 + 473

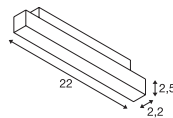




IN-LINE 22
48V, opal, DALI



NEW



48V | 350mA
Power consumption: 6W
Total wattage: 7.3W
Material: aluminium



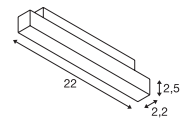
Down 540lm | 2700K
570lm | 3000K

Options	Prod. no.	GBP
● black 540lm 2700K	1006615	108.00
● black 570lm 3000K	1006617	108.00
○ white 540lm 2700K	1006616	108.00
○ white 570lm 3000K	1006618	108.00

IN-LINE 22
48V, Darklight Reflector, DALI



NEW



48V | 350mA
Power consumption: 6W
Total wattage: 7.3W
Material: aluminium/polycarbonate (PC)



Down 580lm | 2700K
610lm | 3000K

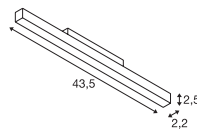
Options	Prod. no.	GBP
● black 580lm 2700K	1006627	121.00
● black 610lm 3000K	1006629	121.00
○ white 580lm 2700K	1006628	121.00
○ white 610lm 3000K	1006630	121.00

[1006633](tel:1006633) + [1006654](tel:1006654) [475+469](tel:475469)





IN-LINE 44
48V, opal, DALI



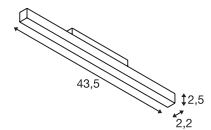
48V | 350mA
Power consumption: 12W
Total wattage: 14W
Material: aluminium/polycarbonate (PC)



Down 1140lm | 2700K
1180lm | 3000K

Options	Prod. no.	GBP
● black 1140lm 2700K	1006621	158.00
● black 1180lm 3000K	1006623	158.00
○ white 1140lm 2700K	1006622	158.00
○ white 1180lm 3000K	1006624	158.00

IN-LINE 44
48V, Darklight Reflector, DALI




48V | 350mA
Power consumption: 12W
Total wattage: 14W
Material: aluminium



Down 1180lm | 2700K
1230lm | 3000K

Options	Prod. no.	GBP
● black 1180lm 2700K	1006633	171.00
● black 1230lm 3000K	1006635	171.00
○ white 1180lm 2700K	1006634	171.00
○ white 1230lm 3000K	1006636	171.00

1006682 + 1006648 469 + 477



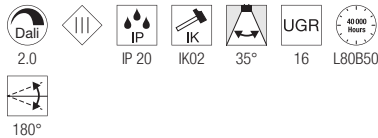
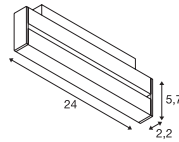


IN-LINE 24

48V, Move, Darklight Reflector, DALI



NEW



48V | 350mA
 Power consumption: 6W
 Total wattage: 7.3W
 Material: aluminium/polycarbonate (PC)



Down 580lm | 2700K
 610lm | 3000K

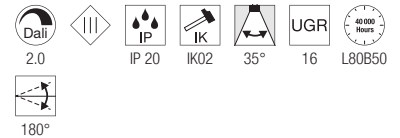
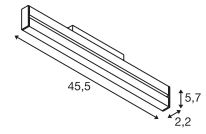
Options	Prod. no.	GBP
● black	1006639	129.00
580lm 2700K		
● black	1006641	129.00
610lm 3000K		
○ white	1006640	129.00
580lm 2700K		
○ white	1006642	129.00
610lm 3000K		

IN-LINE 46

48V, Move, Darklight Reflector, DALI



NEW



48V | 350mA
 Power consumption: 12W
 Total wattage: 14W
 Material: aluminium/polycarbonate (PC)

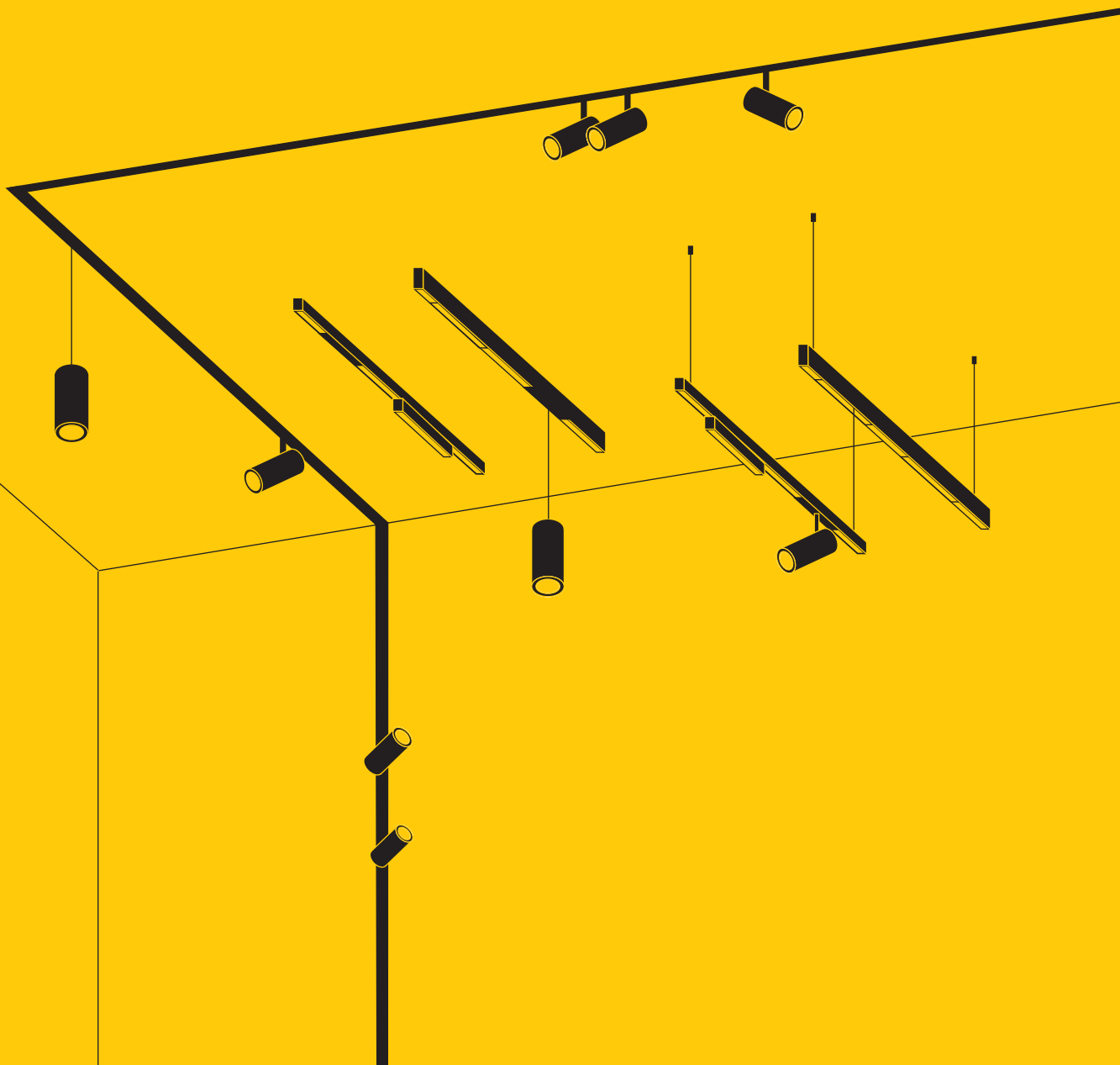


Down 1180lm | 2700K
 1230lm | 3000K

Options	Prod. no.	GBP
● black	1006645	180.00
1180lm 2700K		
● black	1006647	180.00
1230lm 3000K		
○ white	1006646	180.00
1180lm 2700K		
○ white	1006648	180.00
1230lm 3000K		

DESIGN YOUR 48V SYSTEM

Select your track version in the appropriate length, desired colour and preferred installation method. Choose the recessed version or one of the two surface-mounted versions. With the NUMINOS® and IN-LINE lights specially designed for the SLV 48V system, they are particularly flexible and perfectly set the scene for their surroundings.




CHOOSE YOUR TRACK

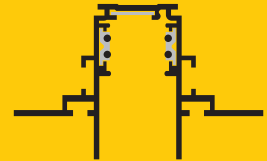
STANDARD MOUNTING TRACK



DEEP MOUNTING TRACK



RECESSED TRACK



CHOOSE YOUR PREFERRED INSTALLATION

SURFACE-MOUNTED

RECESSED



Ceiling



Wall



Pendant



Ceiling



Wall



CHOOSE YOUR LIGHTS

NUMINOS®
SPOT AND PENDANT LIGHT

IN-LINE, IN-LINE DARKLIGHT REFLECTOR
AND IN-LINE MOVE



CHOOSE YOUR ACCESSORIES

VARIOUS CONNECTORS, COVERS, SUSPENSIONS, POWER ADAPTERS, ETC.

139100 489





SCKET

ASMARA | 486



SCKET

TELESKOP | 486



SCKET

COSMIC | 487



SCKET

SYROS | 489



SCKET

SALUNA | 489



LED

DURNO | 489



LED

PLYTTA | 490



LED

NOBLO® SPOT | 491



LED

COMET LED | 491



SCKET

COMET | 491

TENSEO, Low-voltage cable 4mm², 10m



	10 m	10 m	10 m
Max. voltage (V)	48	48	48
Max. current (A)	25	25	25
Colour	● black	○ white	○ transparent
Material	Copper/plastic	Copper/plastic	Copper/plastic
Diameter (cm)/Length (cm)	0,4 / 1000	0,4 / 1000	0,4 / 1000
Prod. no.	1002602	1002603	1002604
GBP	26.00	26.00	26.00

TENSEO, Low-voltage cable 4mm², 20m



	20 m	20 m	20 m
Max. voltage	48	48	48
Max. current (A)	25	25	25
Colour	● black	○ white	○ transparent
Material	Copper/plastic	Copper/plastic	Copper/plastic
Diameter (cm)/Length (cm)	0,4 / 2000	0,4 / 2000	0,4 / 2000
Prod. no.	139030	139031	139024
GBP	42.00	42.00	42.00

TENSEO, Low-voltage cable 4mm², 100m

	100 m	100 m	100 m
Max. voltage (V)	48	48	48
Max. current (A)	25	25	25
Colour	● black	○ white	○ transparent
Material	Copper/plastic	Copper/plastic	Copper/plastic
Diameter (cm)/Length (cm)	0,4 / 10000	0,4 / 10000	0,4 / 10000
Prod. no.	139040	139041	139004
GBP	210.00	210.00	210.00

TENSEO, Low-voltage cable 6mm², 20m

	20 m	20 m	20 m
Max. voltage (V)	48	48	48
Max. current (A)	25	25	25
Colour	● black	○ white	○ transparent
Material	Copper/plastic	Copper/plastic	Copper/plastic
Diameter (cm)/Length (cm)	0,6 / 2000	0,6 / 2000	0,6 / 2000
Prod. no.	139050	139051	139026
GBP	50.00	50.00	50.00

TENSEO, Low-voltage cable 6mm², 100m

















	100 m	100 m	100 m
Max. voltage (V)	48	48	48
Max. current (A)	25	25	25
Colour	● black	○ white	○ transparent
Material	Copper/plastic	Copper/plastic	Copper/plastic
Diameter (cm)/Length (cm)	0,6 / 10000	0,6 / 10000	0,6 / 10000
Prod. no.	139060	139061	139006
GBP	247.00	247.00	247.00



139131 489

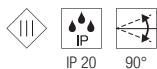
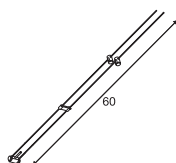


 <p>12V AC 50VA conventional Steel/brass H: 11 cm Diameter: 11.1 cm</p> <ul style="list-style-type: none"> ● black Prod. no. 1002691 96.00 GBP ○ white 1002692 96.00 GBP ● chrome 1002693 99.00 GBP 	 <p>12V AC 105VA conventional Steel/brass H: 11 cm Diameter: 11.1 cm</p> <ul style="list-style-type: none"> ○ white Prod. no. 138981 116.00 GBP ● chrome 138982 127.00 GBP
 <p>12V AC 210VA conventional Steel/brass H: 11 cm Diameter: 13.5 cm</p> <ul style="list-style-type: none"> ○ white Prod. no. 138991 175.00 GBP ● chrome 138992 183.00 GBP 	 <p>Cord tightener 25A max. brass H: 11 cm Diameter: 1 cm</p> <ul style="list-style-type: none"> ● black Prod. no. 181530 25.00 GBP ○ white 181531 25.00 GBP ● chrome 181532 27.00 GBP
 <p>Wall bracket Steel/brass L: 3 cm Diameter: 5 cm</p> <ul style="list-style-type: none"> ● black Prod. no. 186300 25.00 GBP ○ white 186301 25.00 GBP ● chrome 186302 27.00 GBP 	 <p>Diverter 6cm Steel/brass H: 6 cm Diameter: 5 cm</p> <ul style="list-style-type: none"> ● black Prod. no. 186330 22.00 GBP ○ white 186331 22.00 GBP ● chrome 186332 25.00 GBP
 <p>Redirector Steel/brass H: 16 cm Diameter: 5 cm</p> <ul style="list-style-type: none"> ● black Prod. no. 186340 25.00 GBP ○ white 186341 25.00 GBP ● chrome 186342 27.00 GBP 	 <p>Wall bracket 10cm Steel/brass H: 11.5 cm Diameter: 5 cm, With clamping device</p> <ul style="list-style-type: none"> ● black Prod. no. 186310 35.00 GBP ○ white 186311 35.00 GBP ● chrome 186312 37.00 GBP
 <p>Ceiling diverter Steel/brass H: 16 cm Diameter: 5 cm</p> <ul style="list-style-type: none"> ● black Prod. no. 186640 79.00 GBP ○ white 186641 79.00 GBP ● chrome 186642 85.00 GBP 	 <p>Feed-in 25A max. brass H: 1.8 cm Diameter: 1 cm</p> <ul style="list-style-type: none"> ● black Prod. no. 186350 11.00 GBP ○ white 186351 11.00 GBP ● chrome 186352 12.00 GBP
 <p>Insulating connector 25A max. aluminium / plastic L: 6.4 cm Diameter: 1 cm</p> <ul style="list-style-type: none"> ● black Prod. no. 186360 20.00 GBP ○ white 186361 20.00 GBP ● chrome 186362 22.00 GBP 	 <p>Spacer aluminium W: 9 cm Diameter: 1.25 cm</p> <ul style="list-style-type: none"> ● black Prod. no. 1002700 40.00 GBP ○ white 1002701 40.00 GBP ● chrome 1002702 49.00 GBP
 <p>Electrical spacer 25A max. brass H: 9 cm Diameter: 1.25 cm</p> <ul style="list-style-type: none"> ● black Prod. no. 1002703 49.00 GBP ○ white 1002704 49.00 GBP ● chrome 1002705 54.00 GBP 	 <p>Suspension kit 2m Steel/aluminium W: 18.6 cm Diameter: 1.25 cm</p> <ul style="list-style-type: none"> ● black Prod. no. 1002697 35.00 GBP ○ white 1002698 35.00 GBP ● chrome 1002699 37.00 GBP



139071 486

ASMARA LV, QR-C51



12V ~50Hz
Material: stainless steel



Base: 1xGX5.3

Options	Prod. no.	GBP
● black	139070	25.00
○ white	139071	25.00
● chrome	139072	27.00

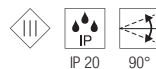


LED GU5.3 | 5.8W | 36°
2700K | 450lm | EEK=G
6kWh/1000h

Prod. no.: 1001574 | 31.00 GBP



TELESKOP LV, QR-C51



12V ~50Hz
Material: steel

- Telescope adjustable from 21-51cm



Base: 1xGX5.3

Options	Prod. no.	GBP
● black	139080	29.00
○ white	139081	29.00
● chrome	139082	32.00



LED GU5.3 | 5.8W | 36°
2700K | 450lm | EEK=G
6kWh/1000h

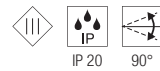
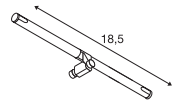
Prod. no.: 1001574 | 31.00 GBP





COSMIC LV, QR-C51

139090 487



12V ~50Hz
Material: steel/brass



Base: 1xGX5.3



Options	Prod. no.	GBP
● black	139090	35.00
○ white	139091	35.00
● chrome	139092	37.00



LED GU5.3 | 5.8W | 36°
2700K | 450lm | EEK=G
6kWh/1000h

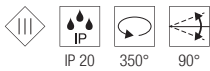
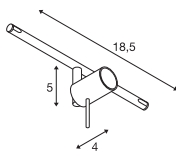


Prod. no.: 1001574 | 31.00 GBP





SYROS
LV, QR-C51



12V ~50Hz
Material: steel



Base: 1xGX5.3

Options	Prod. no.	GBP
● black	139100	48.00
○ white	139101	48.00
● chrome	139102	54.00

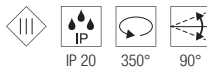
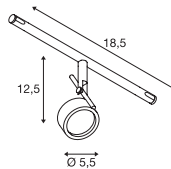


LED GU5.3 | 5.8W | 36°
2700K | 450lm | EEK=G
6kWh/1000h

Prod. no.: 1001574 | 31.00 GBP



SALUNA
LV, QR-C51



12V ~50Hz
Material: steel/brass



Base: 1xGX5.3

Options	Prod. no.	GBP
● black	139130	62.00
○ white	139131	62.00
● chrome	139132	67.00

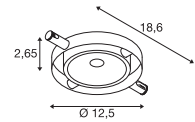


LED GU5.3 | 5.8W | 36°
2700K | 450lm | EEK=G
6kWh/1000h

Prod. no.: 1001574 | 31.00 GBP



DURNO
LV



12V ~50Hz
Power consumption: 6W
Material: aluminium/stainless steel



Down

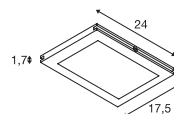
360lm | 2700K

Options	Prod. no.	GBP
● black	1002861	71.00
○ white	1002862	71.00
● chrome/stainless steel	1002863	74.00

1002864 490



PLYTTA LV



1002690 491



12V ~50Hz
Power consumption: 9.8W
Material: aluminium/plastic



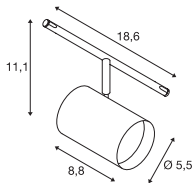
Down

750lm | 2700K

Options	Prod. no.	GBP
● black CRI80	1002864	56.00
○ white CRI90	1002865	56.00
● chrome CRI90	1002866	61.00



NOBLO® SPOT LV, Rope Track



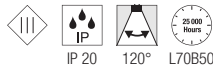
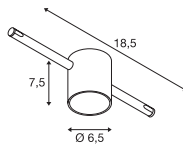
12V ~50Hz
Power consumption: 8.5 W
Material: aluminium



Down 420lm | 2700K
450lm

Options	Prod. no.	GBP
● black		
420lm	1002694	69.00
○ white		
450lm	1002695	69.00
● chrome		
450lm	1002696	73.00

COMET LED LV



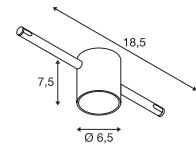
12V ~50Hz
Power consumption: 6.6W
Material: aluminium/glass



Down 410lm | 2700K

Options	Prod. no.	GBP
● chrome/frosted	1002690	72.00

COMET LV, QR-C51



12V ~50Hz
Material: brass



Base: 1xGX5.3

Options	Prod. no.	GBP
● black	139120	48.00
○ white	139121	48.00
● chrome	139122	54.00



LED GU5.3 | 5.8W | 36°
2700K | 450lm | EEK=G
6kWh/1000h

Prod. no.: **1001574** | **31.00 GBP**



1007354 503





NEW

LED
NOBLO® SPOT | 501



NEW

LED
NOBLO® SPOT | 501



NEW

LED
NOBLO® SPOT | 503



NEW

LED
NOBLO® SPOT | 503



NEW

SCKET
ASTO TUBE | 505



NEW

SCKET
PANTILO
ROPE 19 | 505



LED
HELIA 50 TRACK | 507



LED
PANEL TRACK | 507



LED
PANEL TRACK | 507



SCKET
PARA CONE GL | 508



SCKET
PARA CONE GL | 508



SCKET
PARA CONE 14 | 509



SCKET
PARA CONE 14 | 509



SCKET
TONGA® | 511



SCKET
LIGHT EYE® 90 | 511



SCKET
LIGHT EYE® 150 | 511



SCKET
FORCHINI M 40
TRACK | 512



SCKET
PURI TRACK | 513



SCKET
PURI TRACK | 513



SCKET
PURI TRACK | 515



SCKET
AVO TRACK | 515



LED
ENOLA C TRACK | 516



LED
ENOLA C TRACK | 517



SCKET
ENOLA B TRACK | 517



SCKET
ENOLA B | 517



SCKET
BIMA | 519



SCKET
BIMA | 519



LED
KALU TRACK | 520



SCKET
KALU TRACK | 520



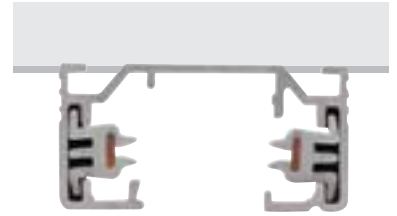
SCKET
EURO SPOT
TRACK | 521



SCKET
ALTRA DICE
TRACK | 521


1000713 511





1-PHASE

MOUNTING TRACK

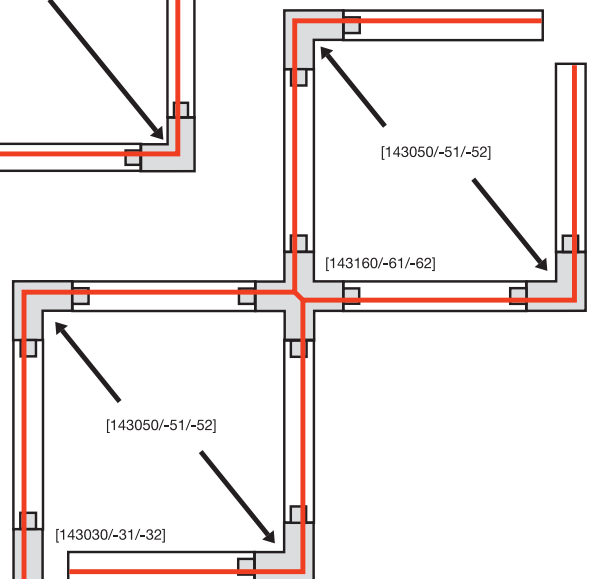
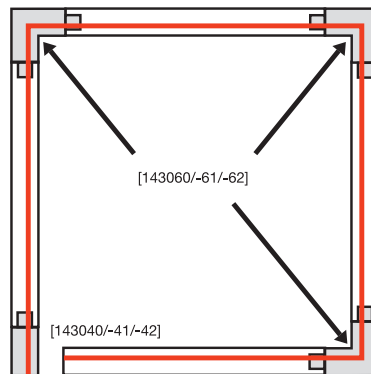
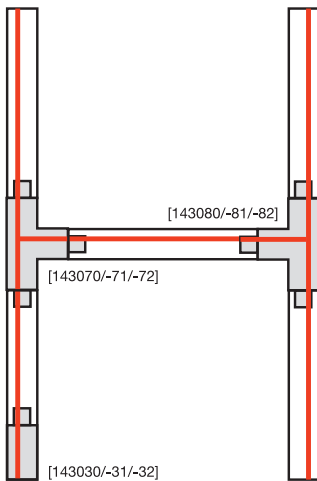
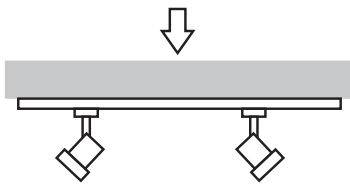


	1 m	1 m	1 m
Nominal voltage (V)	220-240V ~50/60Hz	250V ~50/60Hz	220-240V ~50/60Hz
Max. current (A)	16	16	16
Colour	● black	○ white	● grey
Material	aluminium	aluminium	aluminium
L x W x H (cm)	100 x 3.5 x 1.8	100 x 3.5 x 1.8	100 x 3.5 x 1.8
Prod. no.	143010	143011	143012
GBP	31.00	31.00	31.00
	2 m	2 m	2 m
Nominal voltage (V)	220-240V ~50/60Hz	250V ~50/60Hz	220-240V ~50/60Hz
Max. current (A)	16	16	16
Colour	● black	○ white	● grey
Material	aluminium	aluminium	aluminium
L x W x H (cm)	200 x 3.5 x 1.8	200 x 3.5 x 1.8	200 x 3.5 x 1.8
Prod. no.	143020	143021	143022
GBP	58.00	58.00	58.00
	3 m	3 m	3 m
Nominal voltage (V)	250V ~50/60Hz	250V ~50/60Hz	250V ~50/60Hz
Max. current (A)	16	16	16
Colour	● black	○ white	● grey
Material	aluminium	aluminium	aluminium
L x W x H (cm)	300 x 3.5 x 1.8	300 x 3.5 x 1.8	300 x 3.5 x 1.8
Prod. no.	1002151	1002152	1002153
GBP	86.00	86.00	86.00

1-PHASE

Mounting track
Planning tools and accessories at a glance

View of components from above on
the installation side



**Feed-in, earth left**16 A max. | polycarbonate (PC)
L: 6.5 cm | W: 3.5 cm | H: 1.8 cm

● black	Prod. no. 143030	9.00 GBP
○ white	143031	9.00 GBP
● grey	143032	9.00 GBP

**Stabiliser, longitudinal connector**Steel
L: 19.7 cm | W: 3.2 cm | H: 1.3 cm
For reinforcement when mounting several tracks with ceiling suspension (1002845)

● nickel	Prod. no. 143151	7.00 GBP
----------	------------------	----------

**Feed-in, earth right**16 A max. | polycarbonate (PC)
L: 6.5 cm | W: 3.5 cm | H: 1.8 cm

● black	Prod. no. 143040	9.00 GBP
○ white	143041	9.00 GBP
● grey	143042	9.00 GBP

**Stabiliser, corner connector long**Steel
L: 11.5 cm | W: 11.5 cm | H: 0.5 cm
For reinforcement when mounting several tracks with ceiling suspension (1002845)

● nickel	Prod. no. 143152	8.00 GBP
----------	------------------	----------

**Longitudinal connector with feed capacity**16 A max. | polycarbonate (PC)
L: 17.2 cm | W: 3.5 cm | H: 1.8 cm

● black	Prod. no. 143100	16.00 GBP
○ white	143101	16.00 GBP
● grey	143102	16.00 GBP

**Stabilising X-connector**Steel
L: 19.7 cm | W: 19.7 cm | H: 0.5 cm
For reinforcement when mounting several tracks with ceiling suspension (1002845).

● grey	Prod. no. 143169	11.00 GBP
--------	------------------	-----------

**Longitudinal connector, electrical**16 A max. | polycarbonate (PC)
L: 6.4 cm | W: 3.5 cm | H: 1.8 cm

● black	Prod. no. 143090	7.00 GBP
○ white	143091	7.00 GBP
● grey	143092	7.00 GBP

**1-phase adapter**6 A max. | polycarbonate (PC)
L: 8.5 cm | W: 3.5 cm | H: 3.2 cm

● black	Prod. no. 143120	13.00 GBP
○ white	143121	13.00 GBP
● grey	143124	13.00 GBP

**Corner connector, earth inside**16 A max. | polycarbonate (PC)
L: 10.4 cm | W: 10.4 cm | H: 1.8 cm

● black	Prod. no. 143060	15.00 GBP
○ white	143061	15.00 GBP
● grey	143062	15.00 GBP

**1-phase adapter with hooks**6 A max. | polycarbonate (PC)
L: 8.5 cm | W: 3.5 cm | H: 7.4 cm

● black	Prod. no. 143170	13.00 GBP
○ white	143171	13.00 GBP
● grey	143172	13.00 GBP

**Corner connector, earth outside**16 A max. | polycarbonate (PC)
L: 10.4 cm | W: 10.4 cm | H: 1.8 cm

● black	Prod. no. 143050	15.00 GBP
○ white	143051	15.00 GBP
● grey	143052	15.00 GBP

**Cover**Polycarbonate (PC)
L: 200 cm | W: 1.8 cm | H: 0.75 cm

● black	Prod. no. 1004783	19.00 GBP
○ white	1004785	19.00 GBP
● grey	1004784	19.00 GBP

**T-connector, earth external, left**16 A max. | polycarbonate (PC)
L: 17.2 cm | W: 10.4 cm | H: 1.8 cm


● black	Prod. no. 143070	18.00 GBP
○ white	143071	18.00 GBP
● grey	143072	18.00 GBP

**End caps (2 pieces)**Polycarbonate (PC)
L: 0.4 cm | W: 3.5 cm | H: 1.8 cm

● black	Prod. no. 143130	4.00 GBP
○ white	143131	4.00 GBP
● grey	143132	4.00 GBP

**T-connector, earth external, right**16 A max. | polycarbonate (PC)
L: 17.2 cm | W: 10.4 cm | H: 1.8 cm

● black	Prod. no. 143080	18.00 GBP
○ white	143081	18.00 GBP
● grey	143082	18.00 GBP

**Ceiling rosette**6 A max. | polycarbonate (PC)
H: 2.5 cm Diameter: 11.5 cm

● black	Prod. no. 143380	18.00 GBP
○ white	143381	18.00 GBP
● grey	143382	18.00 GBP

**X-connector**16 A max. | polycarbonate (PC)
L: 9.5 cm | W: 17.2 cm | H: 1.8 cm

● black	Prod. no. 143160	27.00 GBP
○ white	143161	27.00 GBP
● grey	143162	27.00 GBP

**Wire rope suspension (2 pieces)**Stainless steel/brass
L: 500cm

● nickel	Prod. no. 1002845	36.00 GBP
----------	-------------------	-----------

**Flex connector**16 A max. | polycarbonate (PC)
L: 16.4 cm | W: 3.5 cm | H: 1.8 cm

● black	Prod. no. 143110	16.00 GBP
○ white	143111	16.00 GBP
● grey	143112	16.00 GBP

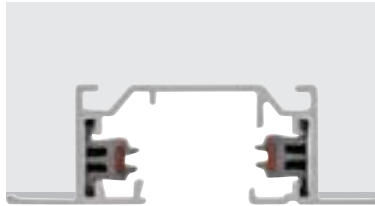
143580 507





1-PHASE

Recessed track with matching accessories



	2 m
Nominal voltage (V)	250V ~50/60Hz
Max. current (A)	16
Colour	○ white
Material	aluminium
L x W x H (cm)	200 x 5.5 x 1.8
Prod. no.	143221
GBP	64.00

 <p>Feed-in, earth left 16 A max. Plastic L: 10.8 cm W: 5.5 cm H: 2 cm</p> <p>○ white Prod. no. 143231 12.00 GBP</p>	 <p>End cap Plastic L: 2.7 cm W: 5.5 cm H: 1.8 cm</p> <p>○ white Prod. no. 143281 7.00 GBP</p>
 <p>Feed-in, earth right 16 A max. Plastic L: 10.8 cm W: 5.5 cm H: 2 cm</p> <p>○ white Prod. no. 143241 12.00 GBP</p>	 <p>Retainer Steel L: 7.5 cm W: 1.5 cm H: 4 cm</p> <p>● nickel Prod. no. 143230 4.00 GBP</p>
 <p>Longitudinal connector including longitudinal brace 16 A max. plastic / steel L: 6.5 cm W: 1.8 cm H: 1.7 cm</p> <p>○ white Prod. no. 143271 12.00 GBP</p>	 <p>1-phase adapter with hooks 6 A max. polycarbonate (PC) L: 8.5 cm W: 3.5 cm H: 7.4 cm</p> <p>● black Prod. no. 143170 13.00 GBP ○ white 143171 13.00 GBP ● grey 143172 13.00 GBP</p>
 <p>Corner connector, earth inside 16 A max. Plastic L: 11.2 cm W: 11.2 cm H: 2 cm</p> <p>○ white Prod. no. 143261 18.00 GBP</p>	 <p>1-phase adapter 6 A max. polycarbonate (PC) L: 8.5 cm W: 3.5 cm H: 3.2 cm</p> <p>● black Prod. no. 143120 13.00 GBP ○ white 143121 13.00 GBP ● grey 143124 13.00 GBP</p>
 <p>Corner connector, earth outside 16 A max. Plastic L: 11.2 cm W: 11.2 cm H: 2 cm</p> <p>○ white Prod. no. 143251 18.00 GBP</p>	

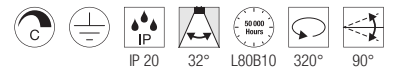
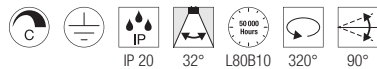
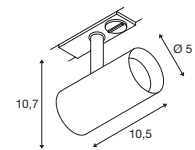
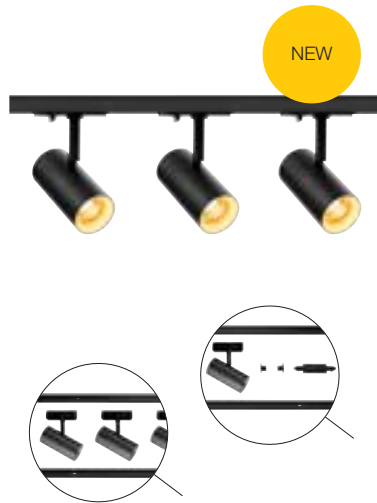
1007639 501





NOBLO® SPOT
1 phase, Triple Track Set

NOBLO® SPOT
1 phase, PHASE



220-240V ~50/60Hz | 150mA
Total wattage: 19 W
Material: aluminium

220-240V ~50/60Hz | 150mA
Total wattage: 6.2W
Material: aluminium/polycarbonate (PC)



Down 2250lm | 2700K

Down 740lm | 2700K

Options	Prod. no.	GBP
● black	1007673	219.00
○ white	1007674	219.00

Options	Prod. no.	GBP
● black	1007638	61.00
○ white	1007639	61.00
● grey	1007640	61.00

1007352 503

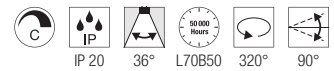
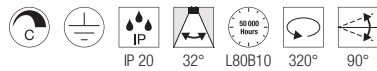
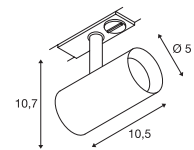
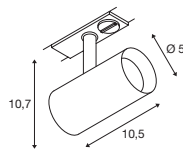




NOBLO® SPOT
1 phase, PHASE



NOBLO® SPOT
1 phase, PHASE



220-240V ~50/60Hz | 150mA
Total wattage: 6.2W
Material: aluminium/polycarbonate (PC)

220-240V ~50/60Hz | 350mA
Total wattage: 8.4W
Material: aluminium/polycarbonate (PC)



Down 750lm | 3000K



Down 30lm | 2000K - 450lm | 3000K

Options	Prod. no.	GBP
● black	1007641	61.00
○ white	1007642	61.00
● grey	1007643	61.00

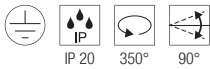
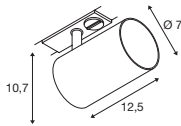
Options	Prod. no.	GBP
● black	1007352	73.00
○ white	1007353	73.00
● grey	1007354	73.00

1006445 505





ASTO TUBE
1 phase, GU10



220-240V ~50/60Hz
Material: aluminium



Base: 1xGU10

Options	Prod. no.	GBP
● black	1006445	61.00
○ white	1006446	61.00



LED GU10 51mm | 6W | 38°
2700K | 450lm | EEK=F
6kWh/1000h



Prod. no.: 1005077 | 7.00 GBP

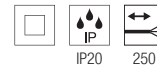
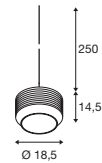
ASTO TUBE
Decorative reflector



H: 3.95 cm
Diameter: 6.75 cm
Material: polycarbonate (PC)

Options	Prod. no.	GBP
● black/chrome	1007190	4.00
● gold	1006450	4.00
● chrome	1006449	4.00
● copper	1006451	4.00

PANTILO ROPE 19
PD, E27



200-240V ~50/60Hz
Material: glass/steel/hemp

- Open cable end



Base: 1xE27

Max. diameter: 10 cm

L: 11 cm


Options	Prod. no.	GBP
● amber/gold	1007597	171.00
● anthracite/silver	1007596	171.00



A60 | 7.5W | 180°
2700K | 720lm | EEK=F
8kWh/1000h

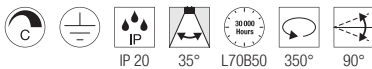
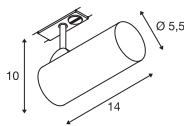


Prod. no.: 1005305 | 17.00 GBP





HELIA 50 TRACK
1 phase



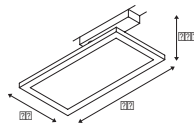
220-240V ~50/60Hz | 500mA
Total wattage: 11W
Material: aluminium



Down 810lm | 3000K
880lm

Options	Prod. no.	GBP
● black		
810lm	143580	78.00
○ white		
880lm	143581	78.00

PANEL TRACK
1 ph., square



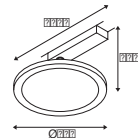
220-240V ~50/60Hz | 450mA
Total wattage: 18W
Material: polycarbonate (PC)/steel



Down 1800lm | 3000K

Options	Prod. no.	GBP
● black	1004933	83.00
○ white	1004934	83.00

PANEL TRACK
1 ph., round



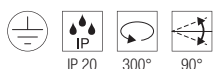
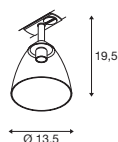
220-240V ~50/60Hz | 450mA
Total wattage: 18W
Material: polycarbonate (PC)/steel



Down 1800lm | 3000K

Options	Prod. no.	GBP
● black	1004935	83.00
○ white	1004936	83.00

PARA CONE GL
1 phase, GU10



220-240V ~50/60Hz
Material: aluminium/glass



Base: 1xGU10

Options	Prod. no.	GBP
● black	1006155	77.00
○ white	1006156	77.00


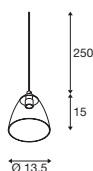


LED GU10 51mm | 3.2W
2700K | 270lm | EEC=G



Prod. no.: 1006321 | 42.00

PARA CONE GL
PD, GU10



220-240V ~50/60Hz
Material: aluminium/glass

- Open cable end



Base: 1xGU10

Options	Prod. no.	GBP
● black	1006159	73.00
○ white	1006160	73.00




LED GU10 51mm | 3.2W
2700K | 270lm | EEC=G



Prod. no.: 1006321 | 42.00



Product	Prod. no.	GBP
1-phase adapter		
● black	143120	13.00
○ white	143121	13.00
● grey	143124	13.00




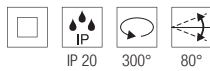
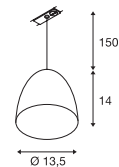
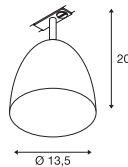
1006160 508



1006155 508

PARA CONE 14
1 phase, QPAR51

PARA CONE 14
1 phase, PD, QPAR51



220-240V ~50/60Hz
Material: steel

220-240V ~50/60Hz
Material: aluminium

- Textile cable
- black/gold version with golden reflector
- all other versions with white reflector



1002875 509



Base: 1xGU10

Base: 1xGU10

Options	Prod. no.	GBP
● black	1002873	74.00
○ white	1002874	74.00
● copper	1002875	77.00

Options	Prod. no.	GBP
● black	143990	101.00
○ white	143991	101.00
● copper	1001968	107.00



LED GU10 51mm | 3.2W
2700K | 270lm | EEK=G



Prod. no.: 1006321 | 42.00



LED GU10 51mm | 3.2W
2700K | 270lm | EEK=G



Prod. no.: 1006321 | 42.00



143594

511



144011

511

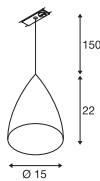


1000713

511



TONGA®
1 phase, PD, E14



220-240V ~50/60Hz
Material: aluminium/glass



Base: 1xE14 Max. diameter: 5.1 cm L: 13 cm

Options	Prod. no.	GBP
● grey / milky	143594	111.00

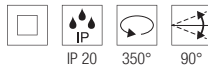
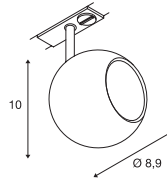


C35 | 4.2W | 320°
2700K | 350lm | EEK=G
5kWh/1000h



Prod. no.: 1005285 | 8.00 GBP

LIGHT EYE® 90
1 phase, QPAR51



230V ~50/60Hz
Material: steel



Base: 1xGU10

Options	Prod. no.	GBP
● black	144010	73.00
○ white	144011	73.00
● copper	144019	82.00

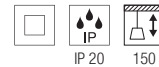
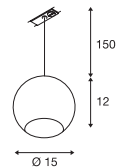


LED GU10 51mm | 6W | 36°
2200-2700K | 360lm | EEK=G
6kWh/1000h



Prod. no.: 1005273 | 9.00 GBP

LIGHT EYE® 150
1 phase, PD, QPAR111



220-240V ~50/60Hz
Material: steel



Base: 1xGU10

Options	Prod. no.	GBP
● black	1000713	114.00
○ white	143621	114.00

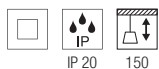
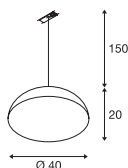


LED GU10 51mm | 6W | 38°
2700K | 450lm | EEK=F
6kWh/1000h



Prod. no.: 1005077 | 7.00 GBP

FORCHINI M 40 TRACK
1 phase, E27



220-240V ~50/60Hz
Material: aluminium/steel

- Pendant light adapter colour silver-grey [143930] / black [143932]

SOCKET INSIDE <40 W

Base: 1xE27 Max. diameter: 6.8 cm L: 15.2 cm

Options	Prod. no.	GBP
● black/gold	143930	200.00
● black/gold	143932	200.00

A60 | 7.5W | 180°
2700K | 720lm | EEK=F
8kWh/1000h

Prod. no.: 1005305 | 17.00 GBP



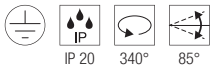
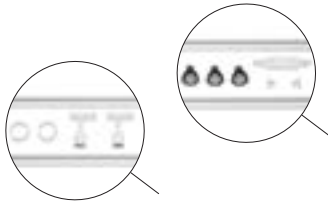
143932 512



1001868 513



PURI TRACK 1 phase, Triple Track Set

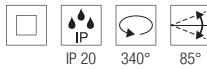
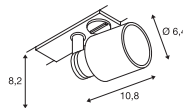


220-240V ~50/60Hz
Total wattage: 4.3W
Material: aluminium

- Consists of 2 x 1 m tracks.
1 longitudinal connector with feed-in.
1 x 2 end caps.
3 x PURI light head.
3 x LED GU10 lamp.
3 x decorative ring for GU10

Options	Prod. no.	GBP
● black	143190	171.00
○ white	143191	171.00

PURI TRACK 1 phase, QPAR51



220-240V ~50/60Hz
Material: aluminium/plastic



Base: 1xGU10

Options	Prod. no.	GBP
● black	1001868	39.00
○ white	1001869	39.00

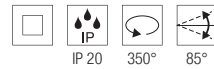
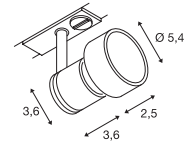


LED GU10 51mm | 6W | 38°
2700K | 450lm | EEF=F
6kWh/1000h



Prod. no.: 1005077 | 7.00 GBP

PURI TRACK 1 phase, QPAR51



220-240V ~50/60Hz
Material: aluminium/polycarbonate (PC)



Base: 1xGU10

Options	Prod. no.	GBP
● black	143390	30.00
○ white	143391	30.00
● grey	143392	30.00





LED GU10 51mm | 6W | 38°
2700K | 450lm | EEF=F
6kWh/1000h



Prod. no.: 1005075 | 7.00 GBP

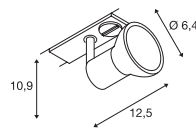
- Decorative ring included





143451 515

PURIA TRACK 1 phase, QPAR51



220-240V ~50/60Hz
Material: aluminium/plastic



Base: 1xGU10

Options	Prod. no.	GBP
● black	143450	37.00
○ white	143451	37.00
● grey	143454	37.00

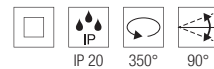
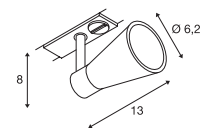


LED GU10 51mm | 6W | 36°
2200-2700K | 360lm | EEK=G



Prod. no.: 1005273 | 9.00 GBP

AVO TRACK 1 phase, QPAR51



220-240V ~50/60Hz
Material: steel



Base: 1xGU10

Max. diameter: 5.1 cm

Options	Prod. no.	GBP
● black	144200	34.00
○ white	144201	34.00
● grey	144204	34.00

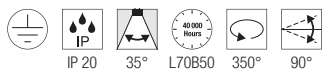
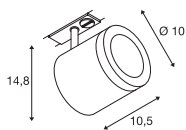


LED GU10 51mm | 6W | 38°
2700K | 450lm | EEK=F



Prod. no.: 1005077 | 7.00 GBP

ENOLA C TRACK
1 phase



220-240V ~50/60Hz | 500mA
Total wattage: 11W
Material: aluminium/glass




Down 1040lm | 3000K

Options	Prod. no.	GBP
● black	1000711	152.00
○ white	143941	152.00



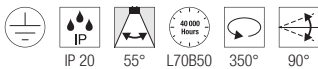
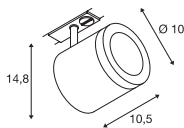
143941 516



143960 517



ENOLA C TRACK 1 phase



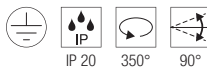
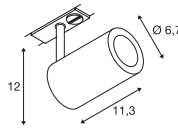
220-240V ~50/60Hz | 500mA
Total wattage: 11W
Material: aluminium/glass



Down 1040lm | 3000K

Options	Prod. no.	GBP
● black	1000712	152.00
○ white	143951	152.00

ENOLA B TRACK 1 phase, QPAR51



220-240V ~50/60Hz
Material: aluminium/steel



Base: 1xGU10 Max. diameter: 5.1 cm L: 6.7 cm

Options	Prod. no.	GBP
● black	1002110	61.00
○ white	1002111	61.00
● grey	1002113	61.00

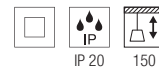
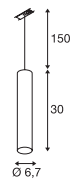


LED GU10 51mm | 6W | 38°
2700K | 450lm | EEK=F
6kWh/1000h



Prod. no.: 1005075 | 7.00 GBP

ENOLA B PD, QPAR51



220-240V ~50/60Hz
Material: aluminium/steel



Base: 1xGU10


Options	Prod. no.	GBP
● black	143960	108.00
○ white	143961	108.00



LED GU10 51mm | 6W | 38°
2700K | 450lm | EEK=F
6kWh/1000h

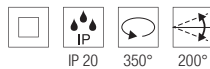
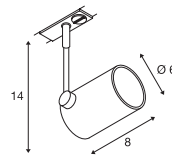


Prod. no.: 1005077 | 7.00 GBP





BIMA
1 phase, single, QPAR51



220-240V ~50/60Hz
Material: aluminium



Base: 1xGU10 Max. diameter: 5.1 cm L: 5.7 cm

Options	Prod. no.	GBP
● black	143440	39.00
○ white	143441	39.00
● grey	143442	39.00

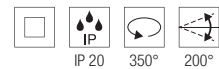
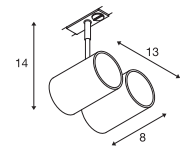


LED GU10 51mm | 6W | 38°
2700K | 450lm | EEK=F
6kWh/1000h



Prod. no.: 1005075 | 7.00 GBP

BIMA
1 phase, double, QPAR51



220-240V ~50/60Hz
Material: aluminium



Base: 2xGU10 Max. diameter: 5.1 cm L: 5.7 cm

Options	Prod. no.	GBP
● black	143430	61.00
○ white	143431	61.00
● grey	143432	61.00



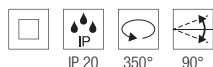
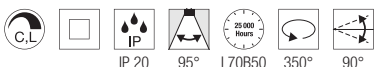
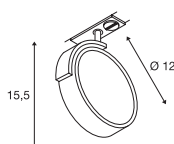
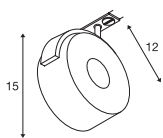
LED GU10 51mm | 6W | 38°
2700K | 450lm | EEK=F
6kWh/1000h



Prod. no.: 1005077 | 7.00 GBP

KALU TRACK
1 phase, PHASE

KALU TRACK
1 phase, QPAR111



220-240V ~50/60Hz
Total wattage: 13W
Material: aluminium

220-240V ~50/60Hz
Material: aluminium/plastic



Down 970lm | 3000K



Base: 1xGU10

Options	Prod. no.	GBP
● black	1002854	177.00
○ white	143731	177.00


Options	Prod. no.	GBP
● black	143540	65.00
○ white	143541	65.00
● grey	143544	65.00



QPAR111 | 12.5W | 10°
3000K | 950lm | EEK=F
13kWh/1000h

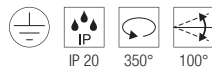
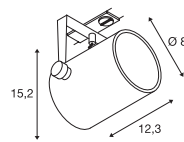


Prod. no.: 1005278 | 48.00 GBP





EURO SPOT TRACK
1 phase, QPAR51



220-240V ~50/60Hz
Material: aluminium



Base: 1xGU10

Options	Prod. no.	GBP
● black	1001861	67.00
○ white	143811	67.00

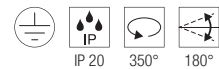
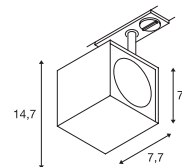


LED GU10 51mm | 6W | 38°
2700K | 450lm | EEK=F
6kWh/1000h



Prod. no.: 1005077 | 7.00 GBP

ALTRA DICE TRACK
1 phase, QPAR51



220-240V ~50/60Hz
Material: aluminium



Base: 1xGU10

Options	Prod. no.	GBP
● black	143350	73.00
○ white	143351	73.00
● grey	143354	73.00



LED GU10 51mm | 6W | 36°
2200-2700K | 360lm | EEK=G
6kWh/1000h



Prod. no.: 1005273 | 9.00 GBP



143350 521

DESIGN YOUR HIGH-VOLTAGE TRACK SYSTEM

Professionally managed: well-designed lighting is essential, especially where there's plenty to see. Due to the versatility of track lighting, it's possible to showcase specific objects in the perfect light. Changes to the lighting design can also be made at any time. 3-phase high-voltage busbars are perfect for shops and exhibition stands. They create the perfect illumination and present products and exhibition items in just the right light. 1-phase high-voltage busbars are particularly suitable for private homes and bathe your living space in atmospheric light. Thanks to the boreholes present in their cross-section, these aluminium tracks can be attached to your ceiling quickly and easily. You can choose from a recessed version and a surface-mounted version, and both are available in multiple colours.

CHOOSE YOUR PREFERRED ...

- 1 track (S-TRACK, EUTRAC, 1-phase system)
- 2 Assembly type (recessed/mounting track)
- 3 Lights
- 4 Design options



DONE!

TRACK SYSTEMS

S-TRACK
3-phase system



EUTRAC
3-phase system



1-PHASE SYSTEM



Recessed track



Mounting track



Ceiling




Wall



Pendant

Mounting options



Various design options tailored to your room

Use our track configurator at slv.com



1006159 552




NUMINOS®
can be found
on family pages
110-115

LED



ONE®
can be found
on family pages
194-195

LED



NEW

TS V | 543



NEW


TS V | 543



NEW

LED

NOBLO® SPOT | 545



NEW

LED

NOBLO® SPOT | 545



NEW

LED

NOBLO® SPOT | 547



NEW

LED

NOBLO® SPOT | 547



NEW

SCKET

PANTILO
ROPE 19 | 549



LED

SIGHT TRACK | 550



LED

SIGHT TRACK | 550



LED

SIGHT MOVE | 551



LED

SIGHT MOVE | 551



SCKET

PARA CONE GL | 552



SCKET

PARA CONE GL | 552



SCKET

PARA CONE 14 | 553



SCKET

PARA CONE 14 | 553



SCKET

FORCHINI M 40
TRACK | 554



LED

EURO CUBE | 555



SCKET

EURO SPOT
TRACK | 555



SCKET

EURO SPOT
TRACK | 555



SCKET

ALTRA DICE
TRACK | 556




SCKET

PURI TRACK | 557



SCKET

PURI TRACK
GLASS | 557



LED

KALU TRACK
LED | 558



SCKET

KALU TRACK | 558



SCKET

BIMA | 559



SCKET

BIMA | 559




LED

HELIA 50 TRACK | 561



LED

ENOLA C TRACK | 561



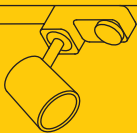
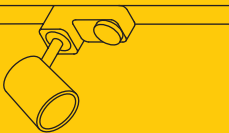


SCKET





AVO TRACK | 561

3-PHASE BUSBAR COMPATIBILITY

Compatible with lights/adapters from:

	SLV	Global/Nordic	EUTRAC®
DALI S-TRACK SLV tracks and track components 			
without DALI	✓	✓	★
with DALI	✓	✓	✗

Compatible with tracks and track components from:

	SLV S-TRACK	Global/Nordic	EUTRAC®
DALI S-TRACK SLV lights 			
without DALI	✓	✓	✓
with DALI	✓	✓	✓★★★

★ Subject to prior testing using light and track samples
 ★★★ But without DALI functionality

The SLV track systems and components are highly compatible.
 With lights and adapters from: EUTRAC®, Zumtobel, Erco, LTS ONETrack
 and unipro®. Subject to prior testing using light and track samples.

Zumtobel	Erco	LTS ONETrack	unipro®
			
✓	✓	✓	✓
✗	✗	✓	✓
Zumtobel	Erco	LTS ONETrack	unipro®
			
✓	✓	✓	✓
✗	✗	✓	✓

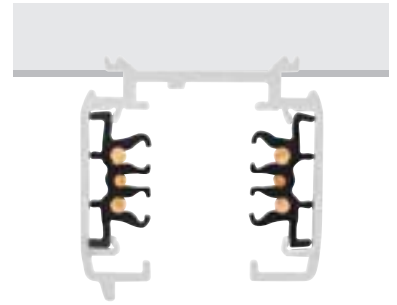
Details not guaranteed.
 Technical data and dimensions are subject to change without notice.
 During the planning phase of the project, check the project using samples to ensure functionality.
 Compatibility refers only to tracks/lights.
 Tracks and track components from different manufacturers should not be combined.





S-TRACK

3-phase DALI surface-mounted track

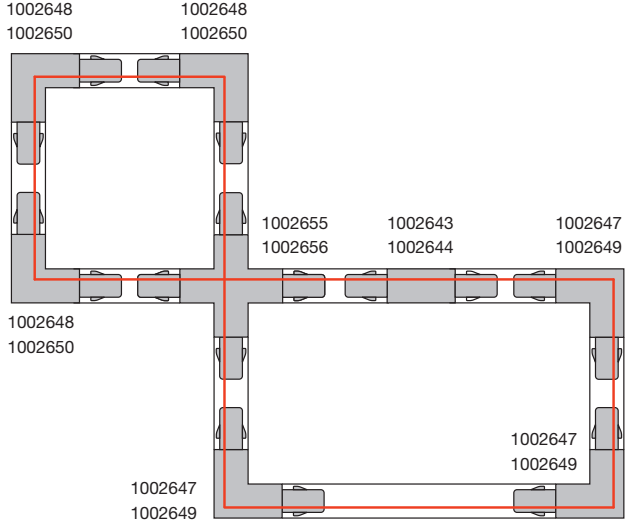
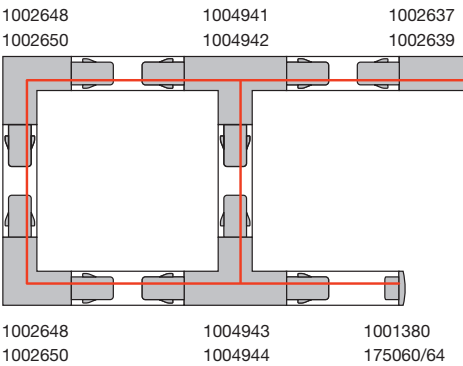
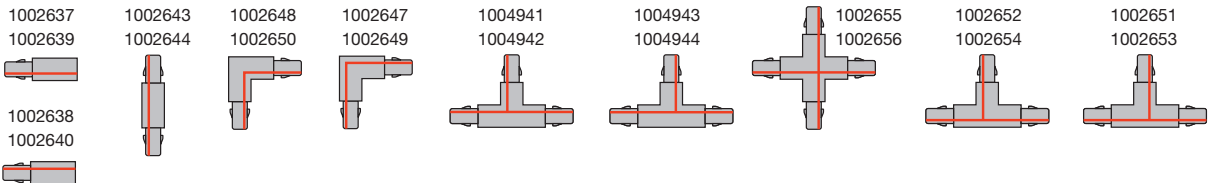



	1 m	1 m	2 m	2 m
Nominal voltage (V)	220-240V ~50/60Hz	220-240V ~50/60Hz	220-250V ~50/60Hz	220-250V ~50/60Hz
Max. current (A)	16	16	16	16
max. mech. load	30 kg	30 kg	30 kg	30 kg
Colour	● black	○ white	● black	○ white
Material	aluminium	aluminium	aluminium	aluminium
L x W x H (cm)	100 x 3.6 x 3.6	100 x 3.6 x 3.6	200 x 3.6 x 3.6	200 x 3.6 x 3.6
Prod. no.	1004937	1004938	1002631	1002632
GBP	40.00	40.00	70.00	70.00
	3 m	3 m	4 m	4 m
Nominal voltage (V)	220-250V ~50/60Hz	220-250V ~50/60Hz	220-250V ~50/60Hz	220-250V ~50/60Hz
Max. current (A)	16	16	16	16
max. mech. load	30 kg	30 kg	30 kg	30 kg
Colour	● black	○ white	● black	○ white
Material	aluminium	aluminium	aluminium	aluminium
L x W x H (cm)	300 x 3.6 x 3.6	300 x 3.6 x 3.6	400 x 3.6 x 3.6	400 x 3.6 x 3.6
Prod. no.	1002633	1002634	1002635	1002636
GBP	101.00	101.00	127.00	127.00

S-TRACK

3-phase DALI surface-mounted track
 Planning assistance and accessories at a glance

View of components from above on
 the installation side



Feeder, DALI, earth left
 16A max. | Polycarbonate (PC) / Polycarbonate (PC)
 L: 13.9 cm | W: 3.5 cm | H: 3.3 cm

● black Prod. no. **1002637** 17.00 GBP
 ○ white **1002639** 17.00 GBP

L-connector, DALI, earth outside*
 16 A max. | polycarbonate (PC)
 L: 11.9 cm | W: 11.9 cm | H: 3.3 cm

● black Prod. no. **1002647** 29.00 GBP
 ○ white **1002649** 29.00 GBP

Feed-in, Dali, earth right
 16 A max. | polycarbonate (PC)
 L: 13.9 cm | W: 3.5 cm | H: 3.3 cm

● black Prod. no. **1002638** 17.00 GBP
 ○ white **1002640** 17.00 GBP

L-connector, DALI, earth inside*
 16 A max. | polycarbonate (PC)
 L: 11.9 cm | W: 11.9 cm | H: 3.3 cm

● black Prod. no. **1002648** 29.00 GBP
 ○ white **1002650** 29.00 GBP



T-connector, DALI, earth external, left*

16 A max. | polycarbonate (PC)
L: 20.3 cm | W: 11.9 cm | H: 3.3 cm

- black Prod. no. **1002652** 34.00 GBP
- white Prod. no. **1002654** 34.00 GBP



3 phase Adapter, DALI

10 A max. | Polycarbonate (PC)
L: 11.3 cm | W: 5.5 cm | H: 3.3 cm

- black Prod. no. **1002660** 17.00 GBP
- white Prod. no. **1002659** 17.00 GBP



T-connector, DALI, earth external, right*

16 A max. | polycarbonate (PC)
L: 20.3 cm | W: 11.9 cm | H: 3.3 cm

- black Prod. no. **1002651** 34.00 GBP
- white Prod. no. **1002653** 34.00 GBP



Mech. 3 phase Adapter

Aluminium / plastic
L: 6.6 cm | W: 6.6 cm | H: 3.1 cm

- black Prod. no. **175210** 14.00 GBP
- white Prod. no. **1001395** 14.00 GBP



T-connector, DALI, earth internal left*

16 A max. | polycarbonate (PC)
L: 20.3 cm | W: 11.9 cm | H: 3.3 cm


- black Prod. no. **1004941** 34.00 GBP
- white Prod. no. **1004942** 34.00 GBP



Cover, 2m

Polycarbonate (PC)
L: 200 cm | W: 2.2 cm | H: 0.75 cm

- black Prod. no. **1004939** 7.00 GBP
- white Prod. no. **1004940** 7.00 GBP



T-connector, DALI, earth internal right*

16 A max. | polycarbonate (PC)
L: 20.3 cm | W: 11.9 cm | H: 3.3 cm

- black Prod. no. **1004943** 34.00 GBP
- white Prod. no. **1004944** 34.00 GBP



End cap

plastic
L: 3.5 cm | W: 3.3 cm | H: 3.2 cm

- black Prod. no. **175060** 2.00 GBP
- white Prod. no. **1001380** 2.00 GBP



X-connector, DALI*

16A max. | Polycarbonate (PC) / Polycarbonate (PC)
L: 20.3 cm | W: 20.3 cm | H: 3.3 cm

- black Prod. no. **1002655** 55.00 GBP
- white Prod. no. **1002656** 55.00 GBP



Pendant suspension

Aluminium / plastic
L: 6 cm | W: 6 cm | H: 4 cm
max. mechanical load: 10 kg

- black Prod. no. **175160** 28.00 GBP
- white Prod. no. **1001390** 28.00 GBP



Longitudinal connector, DALI*

16 A max. | polycarbonate (PC)
L: 20.3 cm | W: 3.5 cm | H: 3.3 cm

- black Prod. no. **1002643** 29.00 GBP
- white Prod. no. **1002644** 29.00 GBP



Joint connector

aluminium
L: 18.2 cm | W: 3.3 cm | H: 2.1 cm

- black Prod. no. **175180** 11.00 GBP
- white Prod. no. **1001392** 11.00 GBP



Mini-connector, DALI

16 A max. | polycarbonate (PC)
L: 10.6 cm | W: 2.5 cm | H: 2.8 cm

- black Prod. no. **1002641** 9.00 GBP
- white Prod. no. **1002642** 9.00 GBP



Mech. 3 phase Adaptor with hook

Plastic/steel
H: 5.2 cm
max. mechanical load: 10 kg

- black Prod. no. **175190** 3.00 GBP
- white Prod. no. **1001393** 3.00 GBP



Flex connector, DALI

16 A max. | polycarbonate (PC)
L: 28.5 cm | W: 3.5 cm | H: 3.3 cm

- black Prod. no. **1002645** 47.00 GBP
- white Prod. no. **1002646** 47.00 GBP



Ceiling rosette, DALI

16 A max. | polycarbonate (PC)
H: 3.5 cm Diameter: 14.3 cm

- black Prod. no. **1004684** 33.00 GBP
- white Prod. no. **1004685** 33.00 GBP



Insulating connector

plastic
L: 6.8 cm | W: 3.1 cm | H: 2.6 cm

- black Prod. no. **175080** 7.00 GBP
- white Prod. no. **1001382** 7.00 GBP



Wire rope suspension (2 pieces)

Stainless steel/brass
L: 500cm
max. mechanical load: 10 kg

- nickel Prod. no. **1002845** 36.00 GBP



Pendant clip, DALI

Steel
L: 4 cm | W: 3.4 cm | H: 1.25 cm

- black Prod. no. **1002657** 7.00 GBP
- white Prod. no. **1002658** 7.00 GBP

* with feed capacity





S-TRACK

DALI 3-phase recessed track



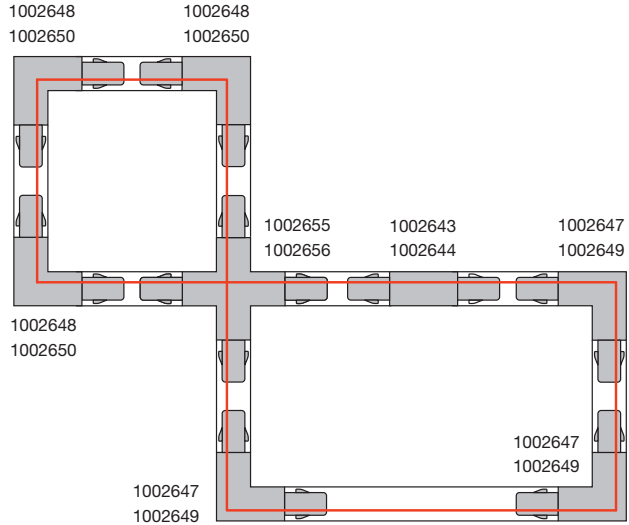
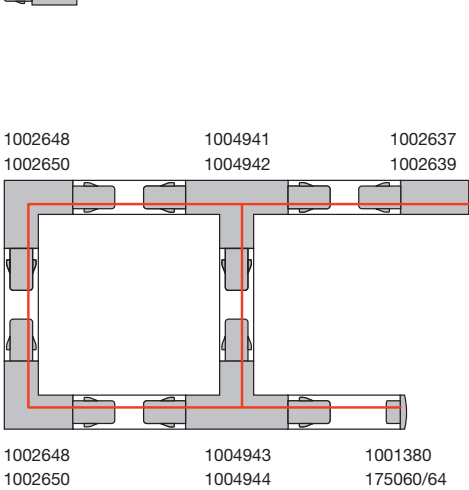
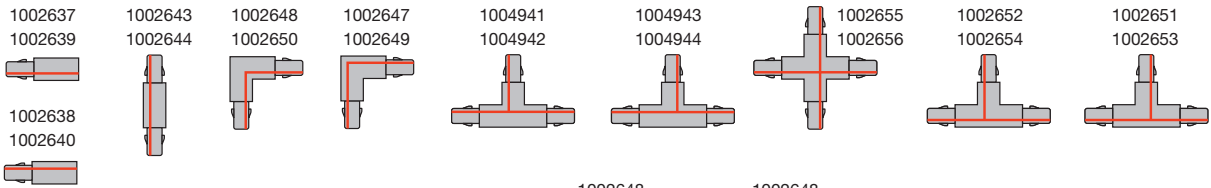
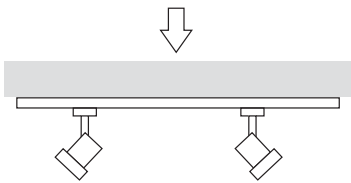
	1 m	1 m	2 m	2 m
Nominal voltage (V)	220-250V ~50/60Hz	220-250V ~50/60Hz	220-250V ~50/60Hz	220-250V ~50/60Hz
Max. current (A)	16	16	16	16
max. mech. load	30 kg	30 kg	30 kg	30 kg
Colour	● black	○ white	● black	○ white
Material	aluminium	aluminium	aluminium	aluminium
L x W x H (cm)	100 x 5.6 x 3.2	100 x 5.6 x 3.2	200 x 5.6 x 3.2	200 x 5.6 x 3.2
Prod. no.	1006511 ●	1006512 ●	1006513 ●	1006514 ●
GBP	46.00	46.00	83.00	83.00
	3 m	3 m	4 m	4 m
Nominal voltage (V)	220-250V ~50/60Hz	220-250V ~50/60Hz	220-250V ~50/60Hz	220-250V ~50/60Hz
Max. current (A)	16	16	16	16
max. mech. load	30 kg	30 kg	30 kg	30 kg
Colour	● black	○ white	● black	○ white
Material	aluminium	aluminium	aluminium	aluminium
L x W x H (cm)	300 x 5.6 x 3.2	300 x 5.6 x 3.2	400 x 5.6 x 3.2	400 x 5.6 x 3.2
Prod. no.	1006515 ●	1006516 ●	1006517 ●	1006518 ●
GBP	118.00	118.00	187.00	187.00



S-TRACK

DALI 3-phase recessed track
Planning assistance and accessories at a glance

View of components from above on
the installation side





Feeder, DALI, earth right
16 A max. | polycarbonate (PC)
L: 14.7 cm | W: 5.6 cm | H: 3.3 cm

● black Prod. no. **1006519** 29.00 GBP
○ white **1006520** 29.00 GBP



T-connector, DALI, earth external, right*
16 A max. | polycarbonate (PC)
L: 20.3 cm | W: 13 cm | H: 3.3 cm

● black Prod. no. **1006533** 34.00 GBP
○ white **1006534** 34.00 GBP



Feeder, DALI, earth left
16 A max. | polycarbonate (PC)
L: 14.7 cm | W: 5.6 cm | H: 3.3 cm

● black Prod. no. **1006521** 29.00 GBP
○ white **1006522** 29.00 GBP



T-connector, DALI, earth internal left*
16 A max. | polycarbonate (PC)
L: 20.3 cm | W: 13 cm | H: 3.3 cm

● black Prod. no. **1006527** 34.00 GBP
○ white **1006528** 34.00 GBP



L-connector, DALI, earth outside*
16 A max. | polycarbonate (PC)
L: 13 cm | W: 13 cm | H: 3.3 cm

● black Prod. no. **1006525** 29.00 GBP
○ white **1006526** 29.00 GBP



X-connector, DALI*
16 A max. | polycarbonate (PC)
L: 20.3 cm | W: 20.3 cm | H: 3.3 cm

● black Prod. no. **1006535** 55.00 GBP
○ white **1006536** 55.00 GBP



L-connector, DALI, earth inside*
16 A max. | polycarbonate (PC)
L: 13 cm | W: 13 cm | H: 3.3 cm

● black Prod. no. **1006523** 29.00 GBP
○ white **1006524** 29.00 GBP



Longitudinal connector, DALI*
16 A max. | polycarbonate (PC)
L: 20.3 cm | W: 5.6 cm | H: 3.3 cm

● black Prod. no. **1006537** 29.00 GBP
○ white **1006538** 29.00 GBP



T-connector, DALI, earth external, left*
16 A max. | polycarbonate (PC)
L: 20.3 cm | W: 13 cm | H: 3.3 cm

● black Prod. no. **1006529** 34.00 GBP
○ white **1006530** 34.00 GBP



Mini-connector, DALI
16 A max. | polycarbonate (PC)
L: 10.6 cm | W: 2.5 cm | H: 2.8 cm

● black Prod. no. **1002641** 9.00 GBP
○ white **1002642** 9.00 GBP



T-connector, DALI, earth internal right*
16 A max. | polycarbonate (PC)
L: 20.3 cm | W: 13 cm | H: 3.3 cm

● black Prod. no. **1006531** 34.00 GBP
○ white **1006532** 34.00 GBP



End cap, DALI
Polycarbonate (PC)
L: 4.79 cm | W: 5.6 cm

● black Prod. no. **1006539** 2.00 GBP
○ white **1006540** 2.00 GBP



* with feed capacity





EUTRAC®

3-phase surface-mounted track

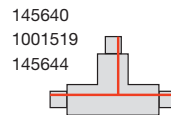
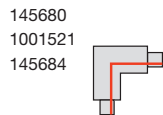

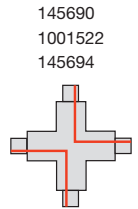
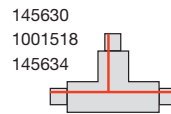
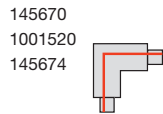

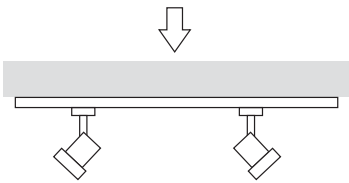


	1 m	1 m	1 m
Nominal voltage (V)	220-240V ~50/60Hz	220-240V ~50/60Hz	220-240V ~50/60Hz
Max. current (A)	16	16	16
Colour	● black	○ white	● grey
Material	Aluminium / plastic	Aluminium / plastic	Aluminium / plastic
L x W x H (cm)	100 x 3.6 x 3.2	100 x 3.6 x 3.2	100 x 3.6 x 3.2
Prod. no.	145100	1001510	145102
GBP	43.00	43.00	43.00
	2 m	2 m	2 m
Nominal voltage (V)	220-240V ~50/60Hz	220-240V ~50/60Hz	220-240V ~50/60Hz
Max. current (A)	16	16	16
Colour	● black	○ white	● grey
Material	Aluminium / plastic	Aluminium / plastic	Aluminium / plastic
L x W x H (cm)	200 x 3.6 x 3.2	200 x 3.6 x 3.2	200 x 3.6 x 3.2
Prod. no.	145200	1001511	145202
GBP	78.00	78.00	78.00
	3 m	3 m	3 m
Nominal voltage (V)	220-240V ~50/60Hz	220-240V ~50/60Hz	220-240V ~50/60Hz
Max. current (A)	16	16	16
Colour	● black	○ white	● grey
Material	Aluminium / plastic	Aluminium / plastic	Aluminium / plastic
L x W x H (cm)	300 x 3.6 x 3.2	300 x 3.6 x 3.2	300 x 3.6 x 3.2
Prod. no.	145300	1001512	145302
GBP	121.00	121.00	121.00

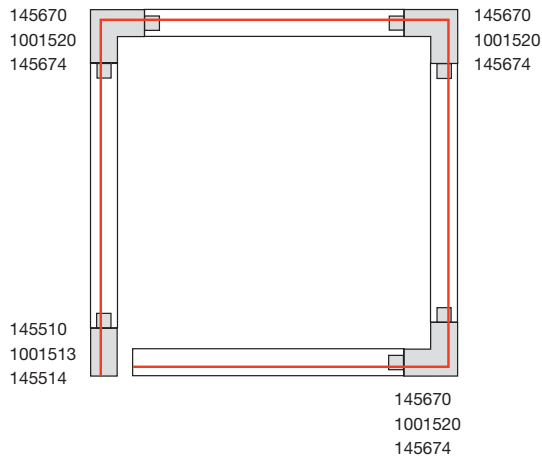
EUTRAC®

3-phase surface-mounted track Planning assistance and accessories at a glance

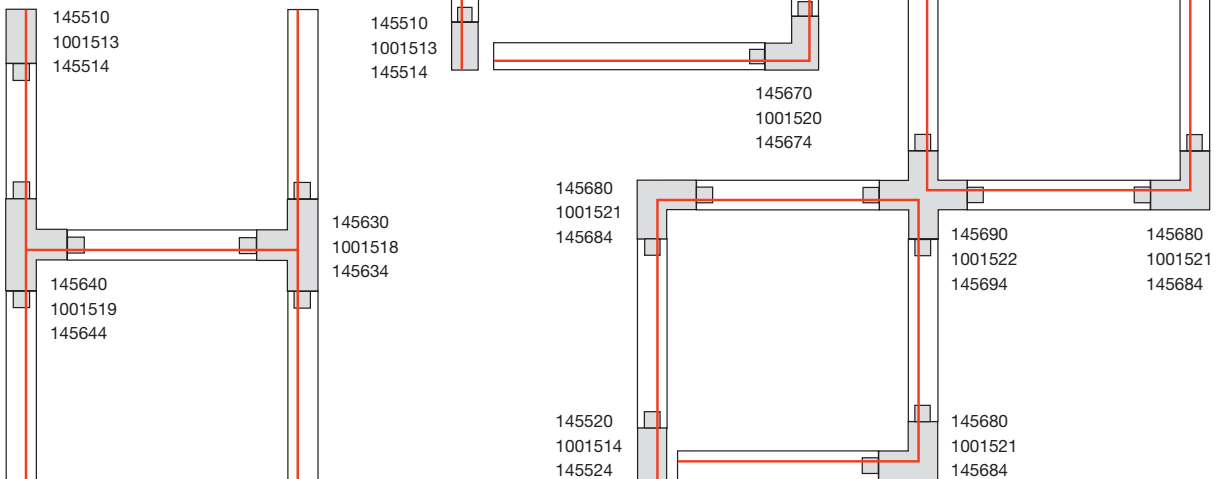
View of components from above on
the installation side



Example: earth external



Example: earth internal



**Feed-in, earth left**16 A max. | Plastic
L: 11.2 cm | W: 3.6 cm | H: 3.2 cm

● black	Prod. no. 145510	17.00 GBP
○ white	1001513	17.00 GBP
● grey	145514	17.00 GBP

**Joint connector**plastic
L: 10 cm | W: 3.6 cm | H: 1.9 cm

● black	Prod. no. 145600	19.00 GBP
○ white	1001523	19.00 GBP
● grey	145604	19.00 GBP

**Feed-in, earth right**16 A max. | Plastic
L: 11.2 cm | W: 3.6 cm | H: 3.2 cm

● black	Prod. no. 145520	17.00 GBP
○ white	1001514	17.00 GBP
● grey	145524	17.00 GBP

**Flex connector**16 A max. | Plastic
L: 30.7 cm | W: 3.6 cm | H: 3.2 cm

● black	Prod. no. 145580	77.00 GBP
○ white	1001524	77.00 GBP
● grey	145584	77.00 GBP

**Central feed**16 A max. | Plastic
L: 13 cm | W: 3.6 cm | H: 3.6 cm

● black	Prod. no. 145530	39.00 GBP
○ white	1001515	39.00 GBP
● grey	145534	39.00 GBP

**Socket**6.3A max. | Plastic
L: 9.6 cm | W: 6.5 cm | H: 9 cm

● black	Prod. no. 145700	81.00 GBP
○ white	1001525	81.00 GBP

**Longitudinal connector***16 A max. | Plastic
L: 19.2 cm | W: 3.6 cm | H: 3.2 cm

● black	Prod. no. 145660	67.00 GBP
○ white	1001517	67.00 GBP
● grey	145664	67.00 GBP

**3-phase**10A max. | Plastic
L: 9.6 cm | W: 3.5 cm | H: 4.5 cm

Max. mechanical load 20N.: 5 kg		
● black	Prod. no. 145990	17.00 GBP
○ white	1001542	17.00 GBP
● grey	145994	17.00 GBP

**Longitudinal connector***16 A max. | Plastic
L: 5.8 cm | W: 1.5 cm | H: 2.6 cm

● black	Prod. no. 145560	17.00 GBP
○ white	1001516	17.00 GBP
● grey	145564	17.00 GBP

**Pendant clip**aluminium
L: 5 cm | W: 3.6 cm | H: 1.9 cm

● black	Prod. no. 145730	10.00 GBP
○ white	1001530	10.00 GBP
● grey	145734	10.00 GBP

**L-connector, earth internal***16 A max. | Plastic
L: 15 cm | W: 15 cm | H: 3.2 cm

● black	Prod. no. 145680	56.00 GBP
○ white	1001521	56.00 GBP
● grey	145684	56.00 GBP

**Universal point outlet**16 A max. | Plastic
H: 3.1 cm Diameter: 11.9 cm

● black	Prod. no. 145830	90.00 GBP
○ white	1001526	90.00 GBP
● grey	145834	90.00 GBP

**L-connector, earth external***16 A max. | Plastic
L: 15 cm | W: 15 cm | H: 3.2 cm


● black	Prod. no. 145670	56.00 GBP
○ white	1001520	56.00 GBP
● grey	145674	56.00 GBP

**End cap**plastic
L: 3.6 cm | W: 1.7 cm | H: 3.2 cm

● black	Prod. no. 145590	4.00 GBP
○ white	1001527	4.00 GBP
● grey	145594	4.00 GBP

**T-connector, earth internal left***16 A max. | Plastic
L: 26 cm | W: 18.5 cm | H: 3.2 cm

● black	Prod. no. 145630	77.00 GBP
○ white	1001518	77.00 GBP
● grey	145634	77.00 GBP

**Pendant suspension, rigid**Plastic/steel
L: 60 cm | H: 63.5 cm Diameter: 7 cm

● black	Prod. no. 145720	34.00 GBP
○ white	1001529	34.00 GBP
● grey	145724	34.00 GBP

**T-connector, earth internal right***16 A max. | Plastic
L: 26 cm | W: 18.5 cm | H: 3.2 cm

● black	Prod. no. 145640	77.00 GBP
○ white	1001519	77.00 GBP
● grey	145644	77.00 GBP

**Pendant suspension, rigid**Plastic/steel
H: 122 cm Diameter: 7 cm

● black	Prod. no. 145710	39.00 GBP
○ white	1001528	39.00 GBP
● grey	145714	39.00 GBP

**X connector***16 A max. | Plastic
L: 26 cm | W: 26 cm | H: 3.2 cm

● black	Prod. no. 145690	112.00 GBP
○ white	1001522	112.00 GBP
● grey	145694	112.00 GBP

**Wire rope suspension (2 pieces)**Stainless steel/brass
L: 500cm
max. mechanical load: 10 kg

● nickel	Prod. no. 1002845	36.00 GBP
----------	-------------------	-----------

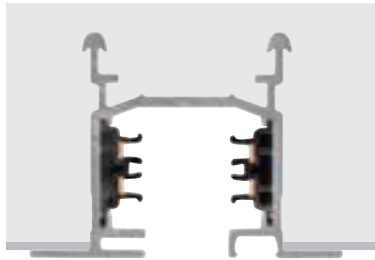
* with feed capacity





EUTRAC®

3-phase recessed track with matching accessories



	2 m	3 m
Nominal voltage (V)	220-240V ~50/60Hz	220-240V ~50/60Hz
Max. current (A)	16	16
Colour	○ white	○ white
Material	Aluminium / plastic	Aluminium / plastic
L x W x H (cm)	200 x 5.9 x 4.1	300 x 5.9 x 4.1
Prod. no.	1001531	1001532
GBP	104.00	173.00



Feed-in, earth left

16 A max. | Plastic / Steel
L: 12.2 cm | W: 6 cm | H: 3.4 cm

○ white

Prod. no. 1001533 28.00 GBP



End cap

plastic
L: 2.7 cm | W: 6 cm | H: 3.2 cm

○ white

Prod. no. 1001538 7.00 GBP



Feed-in, earth right

16 A max. | Plastic / Steel
L: 12.2 cm | W: 6 cm | H: 3.4 cm

○ white

Prod. no. 1001534 28.00 GBP



Longitudinal connector with stabiliser

16 A max. | Plastic / Steel
L: 6.2 cm | W: 2.5 cm | H: 2.7 cm

○ white

Prod. no. 1001539 24.00 GBP



L-connector, external earth, with feed capacity

16 A max. | Plastic / Steel
L: 16 cm | W: 16 cm | H: 3.2 cm

○ white

Prod. no. 1001536 67.00 GBP



Mounting spring clip (6 pieces)

Steel
L: 2 cm | W: 1 cm | H: 2.5 cm

● grey

Prod. no. 145551 12.00 GBP



L-connector, internal earth, with feed capacity

16 A max. | Plastic / Steel
L: 16 cm | W: 16 cm | H: 3.2 cm

○ white

Prod. no. 1001537 67.00 GBP



3-phase light adapter

plastic
L: 9.6 cm | W: 3.5 cm | H: 4.5 cm
max. mechanical load: 5 kg

○ white

Prod. no. 1001542 17.00 GBP

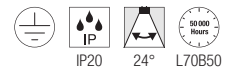
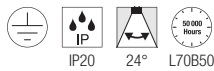
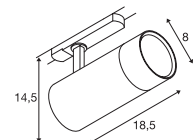
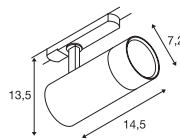
1007655 543





TS V
3-phase

TS V
3-phase



220-240V ~50/60Hz | 250/350/500mA
Total wattage: 20W
Material: aluminium/polycarbonate (PC)

220-240V ~50/60Hz | 600/750/mA
Total wattage: 35W
Material: aluminium/polycarbonate (PC)



Down	1800lm	2700K
	1980lm	3000K
	1920lm	4000K

Down	3090lm	2700K
	3470lm	3000K
	3300lm	4000K

Options	Prod. no.	GBP
● black	1007655	137.00
○ white	1007654	137.00

Options	Prod. no.	GBP
● black	1007657	154.00
○ white	1007656	154.00



1007646 545

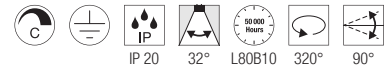
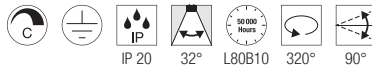
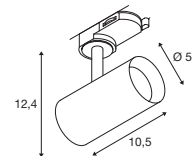
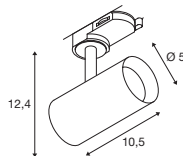




NOBLO® SPOT
3-phase, PHASE



NOBLO® SPOT
3-phase, PHASE



220-240V ~50/60Hz | 150mA
Total wattage: 6.2W
Material: aluminium/polycarbonate (PC)

220-240V ~50/60Hz | 150mA
Total wattage: 6.2W
Material: aluminium/polycarbonate (PC)



Down 740lm | 2700K



Down 750lm | 3000K

Options	Prod. no.	GBP
● black	1007644	65.00
○ white	1007645	65.00

Options	Prod. no.	GBP
● black	1007646	65.00
○ white	1007647	65.00

1007649 547

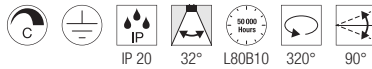
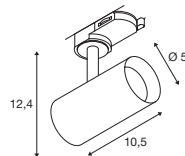




NOBLO® SPOT 3-phase, PHASE



NEW



220-240V ~50/60Hz | 150mA
Total wattage: 6.2W
Material: aluminium/polycarbonate (PC)



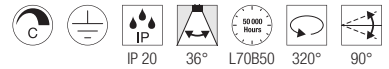
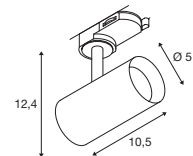
Down 760lm | 4000K

Options	Prod. no.	GBP
● black	1007648	65.00
○ white	1007649	65.00

NOBLO® SPOT 3-phase, PHASE



NEW




220-240V ~50/60Hz | 350mA
Total wattage: 8.4W
Material: aluminium/polycarbonate (PC)



Down 30lm | 2000K - 450lm | 3000K

Options	Prod. no.	GBP
● black	1007355	78.00
○ white	1007356	78.00

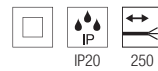
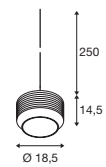
1007597 549





PANTILO ROPE 19

PD, E27



200-240V ~50/60Hz
Material: glass/steel/hemp

- Open cable end



Base: 1xE27

Max. diameter: 10 cm

L: 11 cm

Options	Prod. no.	GBP
● amber/gold	1007597	● 171.00
● anthracite/silver	1007596	● 171.00



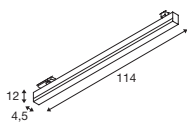
A60 | 7.5W | 180°
2700K | 720lm | EEK=F
8kWh/1000h



Prod. no.: 1005305 | 17.00 GBP



SIGHT TRACK 3-phase, DALI



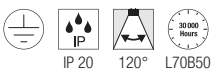
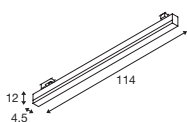
220-240V ~50/60Hz | 700mA
Total wattage: 39W
Material: aluminium/acrylic



Down 3000lm | 3000K | 3000lm | 4000K

Options	Prod. no.	GBP
● black	1005397	322.00
○ white	1005399	322.00

SIGHT TRACK 3-phase



220-240V ~50/60Hz | 700mA
Total wattage: 37W
Material: aluminium/acrylic



Down 3000lm | 3000K | 3000lm | 4000K

Options	Prod. no.	GBP
● black	1005400	266.00
○ white	1005401	266.00
● grey	1005402	266.00

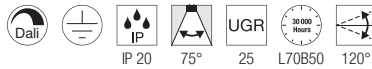
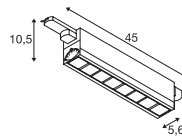
1005400 550





1005399 551

SIGHT MOVE 3-phase, DALI




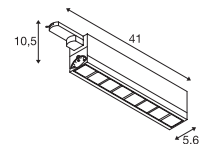
220-240V ~50/60Hz | 350mA
Total wattage: 26W
Material: aluminium/
polymethylacrylate (PMMA)



Down 2700lm | 3000K
3100lm | 4000K

Options	Prod. no.	GBP
● black 2700lm 3000K	1004690	219.00
○ white 2700lm 3000K	1004691	219.00
● black 3100lm 4000K	1004692	219.00
○ white 3100lm 4000K	1004693	219.00

SIGHT MOVE 3-phase



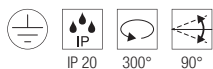
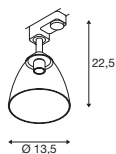
220-240V ~50/60Hz | 350mA
Total wattage: 26W
Material: aluminium/
polymethylacrylate (PMMA)



Down 2700lm | 3000K
3100lm | 4000K

Options	Prod. no.	GBP
● black 2700lm 3000K	1004686	157.00
○ white 2700lm 3000K	1004687	157.00
● black 3100lm 4000K	1004688	157.00
○ white 3100lm 4000K	1004689	157.00

PARA CONE GL
3-phase, GU10



220-240V ~50/60Hz
Material: aluminium/glass



Base: 1xGU10

Options	Prod. no.	GBP
● black	1006157	88.00
○ white	1006158	88.00

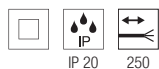
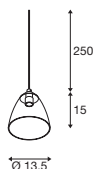


LED GU10 51mm | 3.2W
2700K | 270lm | EEK=G



Prod. no.: 1006321 | 42.00 GBP

PARA CONE GL
PD, GU10



220-240V ~50/60Hz
Material: aluminium/glass

- Open cable end



Base: 1xGU10

Options	Prod. no.	GBP
● black	1006159	73.00
○ white	1006160	73.00




LED GU10 51mm | 3.2W
2700K | 270lm | EEK=G



Prod. no.: 1006321 | 42.00 GBP

1006157 552

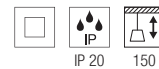
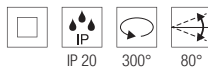
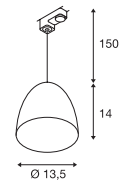
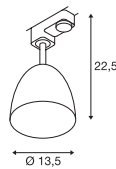


1006160 552



PARA CONE 14
3-phase, QPAR51

PARA CONE 14
3-phase, PD, QPAR51



220-240V ~50/60Hz
Material: steel

220-240V ~50/60Hz
Material: aluminium

- black/gold version with golden reflector
- all other versions with white reflector



Base: 1xGU10

Base: 1xGU10

Options	Prod. no.	GBP
● black	1002876	74.00
○ white	1002877	74.00
● copper	1002878	77.00

Options	Prod. no.	GBP
● black	153140	101.00
○ white	153141	101.00
● copper	1002686	107.00



LED GU10 51mm | 3.2W
2700K | 270lm | EEK=G



Prod. no.: 1006321 | 42.00 GBP



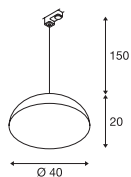
LED GU10 51mm | 3.2W
2700K | 270lm | EEK=G



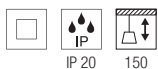
Prod. no.: 1006321 | 42.00 GBP

153141 **553**

FORCHINI M 40 TRACK
3-phase, PD, E27



153130 554



220-240V ~50/60Hz
Material: aluminium/steel



Base: 1xE27 Max. diameter: 6.8 cm L: 15.2 cm

Options	Prod. no.	GBP
●● black/gold	153130	200.00



A60 | 7.5W | 180°
2700K | 720lm | EEK=F
8kWh/1000h



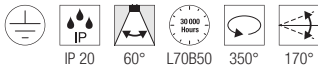
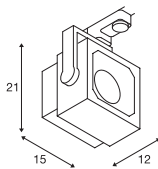
Prod. no.: 1005305 | 17.00 GBP

152750 555





EURO CUBE 3-phase



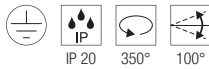
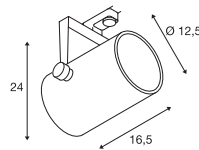
220-240V ~50/60Hz
Total wattage: 26W
Material: aluminium



Down 2470lm | 3000K
2740lm | 4000K

Options	Prod. no.	GBP
● black 2470lm 3000K	152750	231.00
○ white 2470lm 3000K	152751	231.00
● black 2740lm 4000K	152780	231.00
○ white 2740lm 4000K	152781	231.00

EURO SPOT TRACK 3-phase, QPAR111



220-240V ~50/60Hz
Material: aluminium



Base: 1xGU10

Options	Prod. no.	GBP
● black	153420	91.00
○ white	153421	91.00

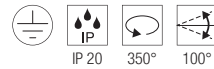
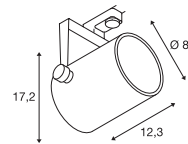


QPAR111 | 12.5W | 30°
2700K | 950lm | EEK=F
13kWh/1000h

Prod. no.: 1005276 | 43.00 GBP



EURO SPOT TRACK 3-phase, QPAR51



220-240V ~50/60Hz
Material: aluminium



Base: 1xGU10

Options	Prod. no.	GBP
● black	153850	73.00
○ white	153851	73.00

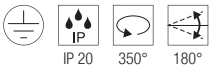
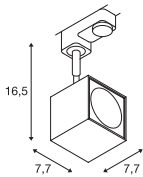


LED GU10 51mm | 6W | 38°
2700K | 450lm | EEK=F
6kWh/1000h

Prod. no.: 1005077 | 7.00 GBP



ALTRA DICE TRACK
3-phase, QPAR51



220-240V ~50/60Hz
Material: aluminium



Base: 1xGU10 Max. diameter: 5.1 cm L: 5.7 cm

Options	Prod. no.	GBP
● black	152320	83.00
○ white	152321	83.00



LED GU10 51mm | 6W | 36°
2200-2700K | 360lm | EEK=G



Prod. no.: 1005273 | 9.00 GBP

152320 556

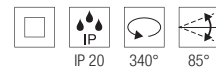
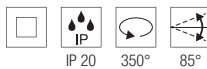
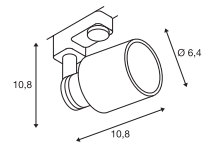
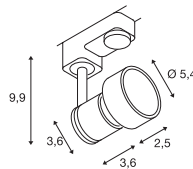




153560 557

PURI TRACK
3-phase, QPAR51

PURI TRACK GLASS
3-phase, QPAR51



220-240V ~50/60Hz
Material: aluminium/polycarbonate (PC)

220-240V ~50/60Hz
Material: aluminium/plastic

- Decorative ring included



Base: 1xGU10

Base: 1xGU10

Options	Prod. no.	GBP
● black	153560	31.00
○ white	153561	31.00
● grey	153564	31.00

Options	Prod. no.	GBP
● black	1001871	39.00
○ white	1001872	39.00



LED GU10 51mm | 6W | 38°
2700K | 450lm | EEK=F
6kWh/1000h



Prod. no.: 1005075 | 7.00 GBP

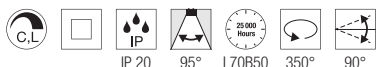
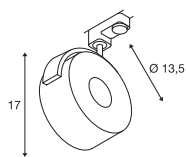


LED GU10 51mm | 6W | 38°
2700K | 450lm | EEK=F
6kWh/1000h



Prod. no.: 1005077 | 7.00 GBP

KALU TRACK LED
3-phase, PHASE



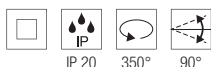
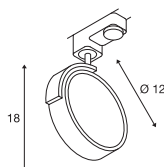
220-240V ~50/60Hz
Total wattage: 13W
Material: aluminium



Down 970lm | 3000K

Options	Prod. no.	GBP
● black		
○ CRI80	152600	188.00
○ white		
○ CRI90	152601	188.00

KALU TRACK
3-phase, QPAR111



220-240V ~50/60Hz
Material: aluminium/plastic



Base: 1xGU10

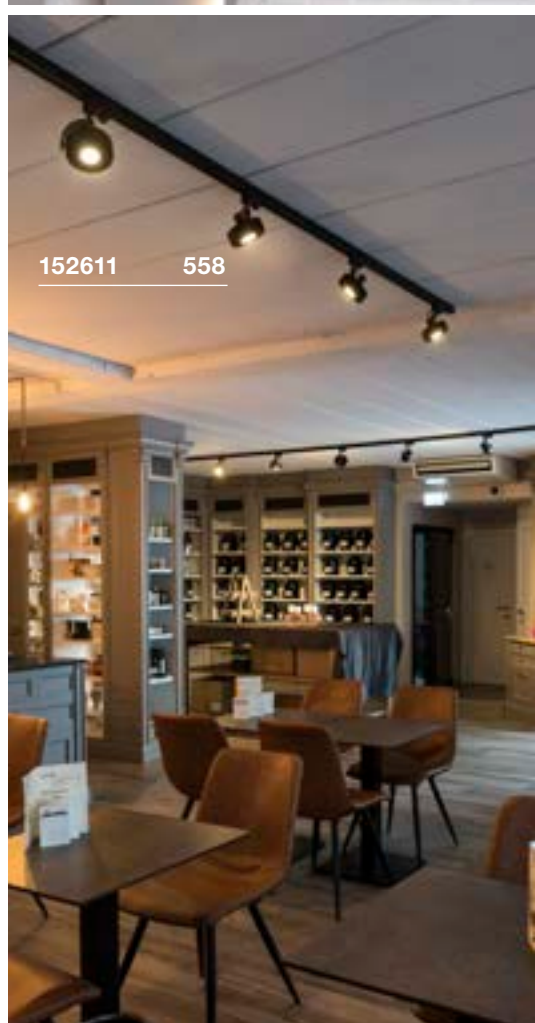
Options	Prod. no.	GBP
● black	152610	77.00
○ white	152611	77.00



QPAR111 | 12.5W | 10°
3000K | 950lm | EEK=F
13kWh/1000h



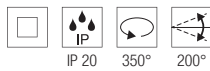
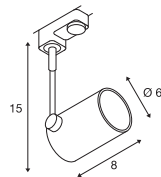
Prod. no.: 1005278 | 48.00 GBP



152611 558



BIMA
3-phase, single, QPAR51



220-240V ~50/60Hz
Material: aluminium



Base: 1xGU10 Max. diameter: 5.1 cm L: 5.7 cm

Options	Prod. no.	GBP
● black	152240	39.00
○ white	152241	39.00
● grey	152242	39.00



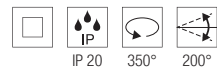
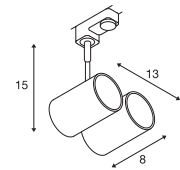
LED GU10 51mm | 6W | 38°
2700K | 450lm | EEC=F
6kWh/1000h



Prod. no.: 1005077 | 7.00 GBP



BIMA
3-phase, double, QPAR51



220-240V ~50/60Hz
Material: aluminium



Base: 2xGU10 Max. diameter: 5.1 cm L: 5.7 cm


Options	Prod. no.	GBP
● black	152230	61.00
○ white	152231	61.00
● grey	152232	61.00



LED GU10 51mm | 6W | 38°
2700K | 450lm | EEC=F
6kWh/1000h



Prod. no.: 1005075 | 7.00 GBP





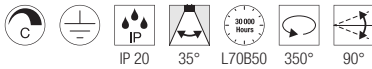
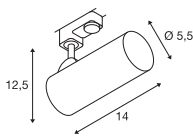
152960 561



152430 561



HELIA 50 TRACK 3-phase



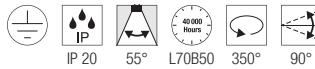
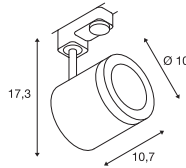
220-240V ~50/60Hz | 500mA
Total wattage: 11W
Material: aluminium



Down 810lm | 3000K
880lm

Options	Prod. no.	GBP
● black		
810lm	152960	78.00
○ white		
880lm	152961	78.00

ENOLA C TRACK 3-phase



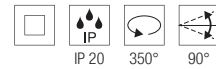
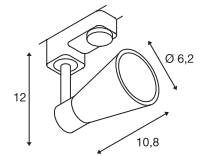
220-240V ~50/60Hz | 500mA
Total wattage: 11W
Material: aluminium



Down 1040lm | 3000K

Options	Prod. no.	GBP
● black	152430	152.00
○ white	152431	152.00

AVO TRACK 3-phase, QPAR51



220-240V ~50/60Hz
Material: steel



Base: 1xGU10 Max. diameter: 5.1 cm

Options	Prod. no.	GBP
● black	152640	39.00
○ white	152641	39.00



LED GU10 51mm | 6W | 38°
2700K | 450lm | EEK=F
6kWh/1000h



Prod. no.: 1005077 | 7.00 GBP

DESIGN YOUR HIGH-VOLTAGE TRACK SYSTEM

Professionally managed: well-designed lighting is essential, especially where there's plenty to see. Due to the versatility of track lighting, it's possible to showcase specific objects in the perfect light. Changes to the lighting design can also be made at any time. 3-phase high-voltage busbars are perfect for shops and exhibition stands. They create the perfect illumination and present products and exhibition items in just the right light. 1-phase high-voltage busbars are particularly suitable for private homes and bathe your living space in atmospheric light. Thanks to the boreholes present in their cross-section, these aluminium tracks can be attached to your ceiling quickly and easily. You can choose from a recessed version and a surface-mounted version, and both are available in multiple colours.

CHOOSE YOUR PREFERRED ...

- 1 Track (S-TRACK, EUTRAC, 1-phase system)
- 2 Assembly type (recessed/mounting track)
- 3 Lights
- 4 Design options



DONE!

TRACK SYSTEMS

S-TRACK
3-phase system



EUTRAC
3-phase system



1-PHASE SYSTEM



Recessed track



Mounting track



Ceiling




Wall



Pendant

Mounting options



Various design options tailored to your room

Use our track configurator at slv.com




PROFILES



GRAZIA 10 SURFACE-MOUNTED PROFILE | 567



GRAZIA 10 RECESSED PROFILE | 567




GRAZIA 10 EDGE | 570




GRAZIA 20 SURFACE-MOUNTED PROFILE | 573



GRAZIA 20 RECESSED PROFILE | 573



GRAZIA 60 SURFACE-MOUNTED PROFILE | 577



GRAZIA 60 RECESSED PROFILE | 577



GRAZIA 10 ACCESSORIES | 569



GRAZIA 10 EDGE ACCESSORIES | 571



GRAZIA 20 ACCESSORIES | 574-575



GRAZIA 60 ACCESSORIES | 578-579

LED STRIPS



GRAZIA FLEXSTRIP LED | 582



GRAZIA PRO FLEXSTRIP LED | 583



GRAZIA PRO MAX FLEXSTRIP | 585



GRAZIA PRO FLEXSTRIP TUNABLE WHITE | 587



GRAZIA PRO FLEXSTRIP RGBW | 589



GRAZIA IP FLEXSTRIP | 591



GRAZIA FLEXSTRIP LED ACCESSORIES | 582



GRAZIA PRO FLEXSTRIP LED ACCESSORIES | 583



GRAZIA PRO MAX FLEXSTRIP ACCESSORIES | 585



GRAZIA PRO FLEXSTRIP TUNABLE WHITE ACCESSORIES | 587



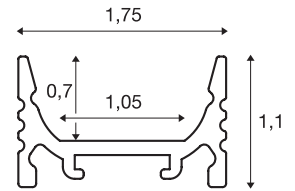
GRAZIA PRO FLEXSTRIP RGBW ACCESSORIES | 589



GRAZIA 10

Surface-mounted profile, flat 2m

Material: aluminium,
 Width: 1.75 cm, Height: 1.1 cm,
 Max. LED strip width in mm: 10
 Cover not included

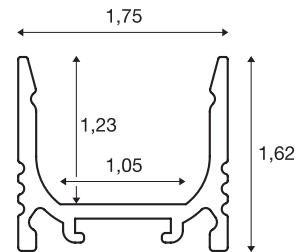


Length (cm)	Colour	Material	Prod. no.	GBP
200	● black	aluminium	1000462	POA
	○ white		1000461	POA

GRAZIA 10

Surface-mounted profile, standard

Material: aluminium
 Width: 1.75 cm, Height: 1.62 cm
 Max. LED strip width in mm: 10
 Cover not included

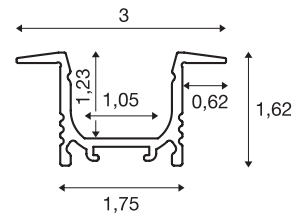



Length (cm)	Colour	Material	Prod. no.	GBP
200	● black	aluminium	1000465	POA
	○ white		1000464	POA

GRAZIA 10

Recessed profile

Material: aluminium
 Width: 3 cm, Height: 1.62 cm
 Max. LED strip width in mm: 10
 Cover not included



Length (cm)	Colour	Material	Prod. no.	GBP
200	● black	aluminium	1000459	POA
	○ white		1000458	POA



ACCESSORIES

GRAZIA 10 Cover



Description	Colour	Length (cm)	Width (cm)	Height (cm)	Material	Prod. no.	GBP
Cover	<input type="radio"/> frosted	200	1,58	0,4	Polycarbonate (PC)	1000466	16.00
	<input type="radio"/> opaque				Polymethylacrylate (PMMA)	1000468	21.00
	<input type="radio"/> satin finish					1000469	21.00


GRAZIA 10 Mounting clips



Description	Colour	Width (cm)	Height (cm)	Depth (cm)	Material	Prod. no.	GBP
Mounting clips	<input type="radio"/> silver, 45°	1,62	1,62	1	Steel	1000489	5.00
	<input type="radio"/> stainless steel, not visible	1,53	0,3	1	Stainless steel	1000487	4.00

Packaging contents: 2 units

GRAZIA 10 End caps for surface-mounted profile



Description	Colour	Length (cm)	Width (cm)	Height (cm)	Material	Prod. no.	GBP
End caps	<input checked="" type="radio"/> black, flat	-	1,75	1,1	aluminium	1000477	6.00
	<input type="radio"/> white, flat			1,1		1000476	6.00
End caps	<input checked="" type="radio"/> black, standard	-	1,75	1,62	aluminium	1000480	6.00
	<input type="radio"/> white, standard			1,62		1000479	6.00

Packaging contents: 2 units

GRAZIA 10 End caps for recessed profile



Description	Colour	Length (cm)	Width (cm)	Height (cm)	Material	Prod. no.	GBP
End caps	<input checked="" type="radio"/> black	-	3	1,62	aluminium	1000474	6.00
	<input type="radio"/> white					1000473	6.00

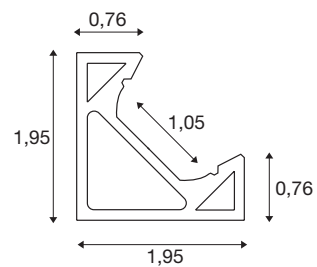

Packaging contents: 2 units



GRAZIA 10 EDGE

2 m

Material: aluminium
 Width: 1.95 cm, Height: 1.95 cm
 Max. LED strip width in mm: 10
 Cover not included



Length (cm)	Colour	Material	Prod. no.	GBP
200	<input type="radio"/> white	aluminium	1004890	POA
	<input checked="" type="radio"/> aluminium		1004889	POA


ACCESSORIES

GRAZIA 10 EDGE Cover



Description	Colour	Length (cm)	Width (cm)	Height (cm)	Material	Prod. no.	GBP
Cover	<input type="radio"/> frosted	200	1,58	0,4	Polycarbonate (PC)	1000466	16.00
	<input type="radio"/> opaque				Polymethylacrylate (PMMA)	1000468	21.00
	<input type="radio"/> satin finish					1000469	21.00

GRAZIA 10 EDGE End cap



Description	Colour	Length (cm)	Width (cm)	Height (cm)	Material	Prod. no.	GBP
End cap	<input type="radio"/> white	2	0,7	2	ABS	1004894	2.00
	<input checked="" type="radio"/> aluminium					1004893	2.00

Packaging contents: 2 units

GRAZIA 10 EDGE Mounting clips



Description	Colour	Length (cm)	Width (cm)	Height (cm)	Material	Prod. no.	GBP
Mounting clips	<input checked="" type="radio"/> Stainless steel	2,25	15	2,25	Steel	1004895	4.00

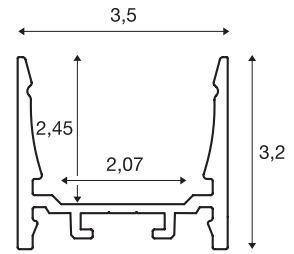

Packaging contents: 4 units



GRAZIA 20

Standard surface-mounted profile, 3 m

Material: aluminium
 Width: 3.5 cm, Height: 3.2 cm
 Max. LED strip width in mm: 20
 Cover not included

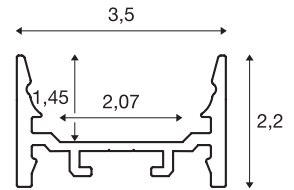


Length (cm)	Colour	Material	Prod. no.	GBP
300	● black	aluminium	1000525	POA
	○ white		1000524	POA
	● aluminium		1000523	POA

GRAZIA 20

Surface-mounted profile, flat, 3m

Material: aluminium
 Width: 3.5 cm, Height: 2.2 cm
 Max. LED strip width in mm: 20
 Cover not included

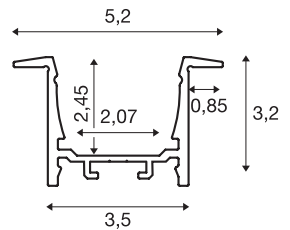


Length (cm)	Colour	Material	Prod. no.	GBP
300	● black	aluminium	1000534	POA
	○ white		1000533	POA

GRAZIA 20

Recessed profile, 3m

Material: aluminium
 Width: 5.2 cm, Height: 3.2 cm
 Max. LED strip width in mm: 20
 Cover not included



Length (cm)	Colour	Material	Prod. no.	GBP
300	● black	aluminium	1000498	POA
	○ white		1000497	POA

ACCESSORIES

GRAZIA 20 Cover, 3m, flat



Description	Colour	Length (cm)	Width (cm)	Height (cm)	Material	Prod. no.	GBP
Cover	<input type="radio"/> frosted	300	3,2	0,6	Polycarbonate (PC)	1000540	36.00
	<input type="radio"/> frosted				Polymethylacrylate (PMMA)	1000546	36.00
	<input type="radio"/> opaque					1000549	36.00

GRAZIA 20 Longitudinal connector



Description	Colour	Length (cm)	Width (cm)	Height (cm)	Material	Prod. no.	GBP
Longitudinal connector	<input checked="" type="radio"/> aluminium	3,8	1,4	0,4	aluminium	1000571	11.00

Packaging contents: 2 units

GRAZIA 20 End caps for surface-mounted profile



Description	Colour	Length (cm)	Width (cm)	Height (cm)	Material	Prod. no.	GBP
End cap	<input checked="" type="radio"/> black, flat	-	3,5	2,2	aluminium	1000561	8.00
	<input type="radio"/> white, flat					1000560	8.00
End cap	<input checked="" type="radio"/> black, standard	-	3,5	3,2	aluminium	1000567	8.00
	<input type="radio"/> white, standard					1000566	8.00

Packaging contents: 2 units

GRAZIA 20

End cap for recessed profile



Description	Colour	Length (cm)	Width (cm)	Height (cm)	Material	Prod. no.	GBP
End cap	<input checked="" type="radio"/> black	-	5,2	3,2	aluminium	1000558	8.00
	<input type="radio"/> white					1000557	8.00

Packaging contents: 2 units

GRAZIA 20

Pendant suspension



Description	Colour	Length (cm)	Material	Prod. no.	GBP
Pendant suspension	<input type="radio"/> silver	200	Steel	1000535	24.00

Packaging contents: 2 units

GRAZIA 20

Mounting clips



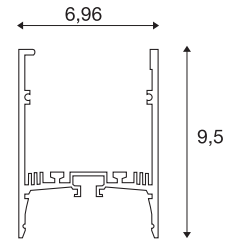

Description	Colour	Length (cm)	Width (cm)	Height (cm)	Material	Prod. no.	GBP
Mounting clip	<input type="radio"/> silver	2	3	0,8	Steel	1000536	4.00
Mounting clip	<input checked="" type="radio"/> chrome/aluminium	5,5	7	2,3	Steel/aluminium	1004932	19.00

Packaging contents: 2 units



GRAZIA 60 Surface-mounted profile

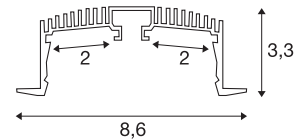

Material: aluminium
Width: 7 cm, Height: 9.5 cm
Max. LED strip width in mm: 20
Cover not included



Length (cm)	Colour	Material	Prod. no.	GBP
150	● black	aluminium	1004896	POA
150	○ white		1004897	POA
300	● black	aluminium	1004898	POA
300	○ white		1004899	POA

GRAZIA 60 Recessed profile, 1.5m

Material: aluminium
Width: 8.6 cm, Height: 3.3 cm
Max. LED strip width in mm: 20
Cover not included



Length (cm)	Colour	Material	Prod. no.	GBP
150	● black	aluminium	1004905	POA
150	○ white		1004906	POA
300	● black	aluminium	1004907	POA
300	○ white		1004908	POA


ACCESSORIES

GRAZIA 60 Cover, 1.5m



Description	Colour	Length (cm)	Width (cm)	Height (cm)	Material	Prod. no.	GBP
Cover, 1.5m	● black	150	6,5	0,65	aluminium	1004912	25.00
	○ white					1004913	25.00
	○ frosted				Polycarbonate (PC)	1004914	16.00
	○ frosted				Polymethylacrylate (PMMA)	1004916	20.00
Cover, 3m	○ frosted	300	6,5		Polycarbonate (PC)	1004915	31.00
	○ frosted				Polymethylacrylate (PMMA)	1004917	38.00

GRAZIA 60 End caps



Description	Colour	Length (cm)	Width (cm)	Height (cm)	Material	Prod. no.	GBP
End caps for surface-mounted profile	● black	–	7	9,5	aluminium	1004900	11.00
	○ white	–				1004901	11.00
End caps for recessed profile	● black	–	8,6	3,3	aluminium	1004909	8.00
	○ white	–				1004910	8.00

Packaging contents: 2 units

GRAZIA 60 Surface-mounted profile, mounting profile



Description	Colour	Length (cm)	Width (cm)	Height (cm)	Material	Prod. no.	GBP
Mounting profile	● black	150	6,1	1,2	aluminium	1004902	POA

GRAZIA 60
Surface-mounted profile,
longitudinal connector



Description	Colour	Length (cm)	Width (cm)	Height (cm)	Material	Prod. no.	GBP
Longitudinal connector	● aluminium	8	4,2	1	aluminium	1004903	11.00

Packaging contents: 2 units

GRAZIA 60
Surface-mounted profile, feed-in



Description	Colour	Length (cm)	Width (cm)	Height (cm)	Material	Prod. no.	GBP
Feed-in	● aluminium	8	4,2	2,4	aluminium	1004904	12.00

GRAZIA 60
Recessed profile, mounting clip



Description	Colour	Length (cm)	Width (cm)	Height (cm)	Material	Prod. no.	GBP
Mounting clip	● chrome	13	2,8	4	aluminium	1004911	14.00

Packaging contents: 2 units

CONTROLLER
LED Strip CCT / RGBW

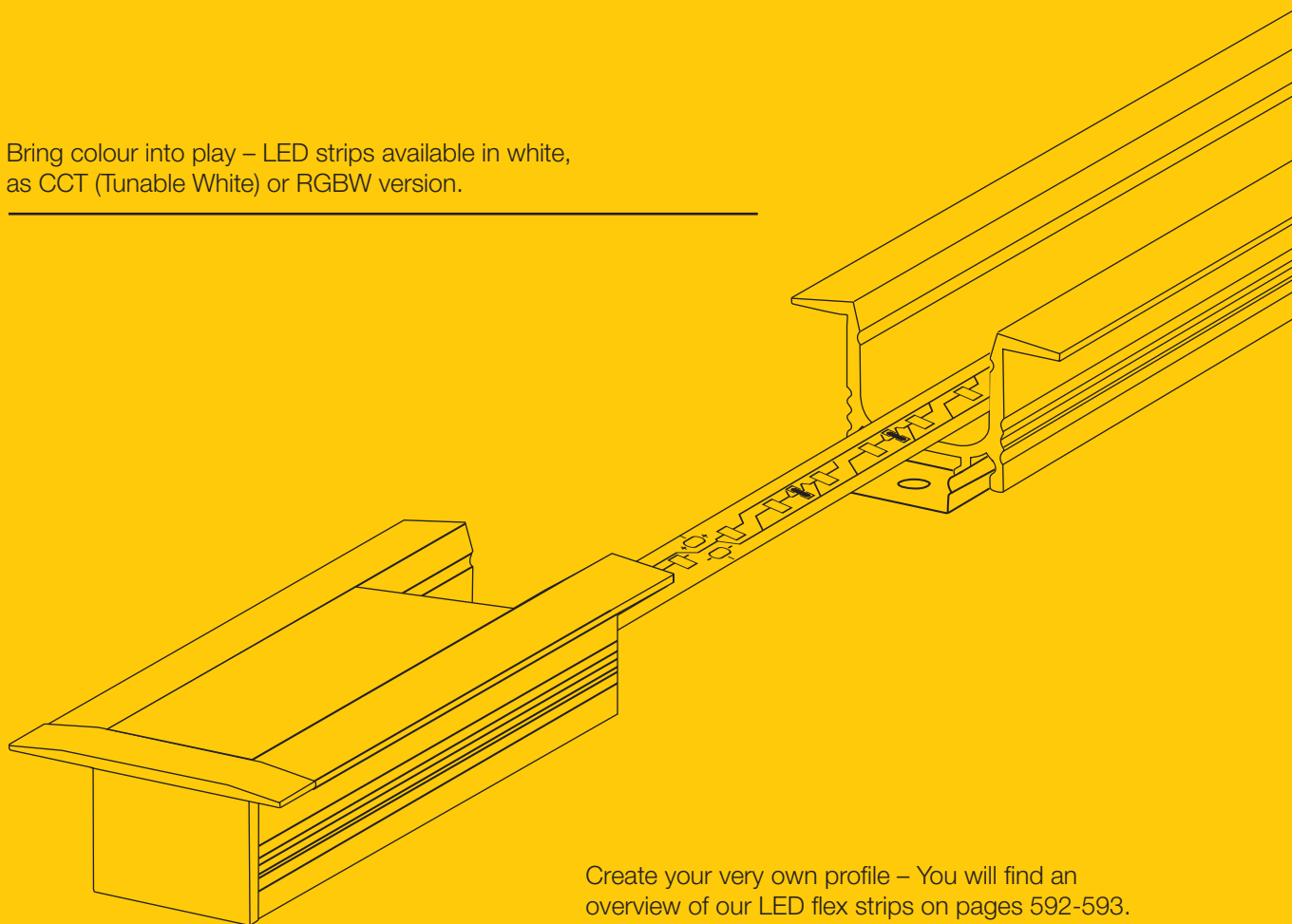


Description	Colour	Length (cm)	Width (cm)	Height (cm)	Material	Prod. no.	GBP
Controller	○ white	14,5	4,65	1,6	Polycarbonate (PC)	1006348	69.00

DESIGN YOUR LED PROFILE

Create accents or illuminate entire rooms – available with up to 700 lm per 5 m.

Bring colour into play – LED strips available in white, as CCT (Tunable White) or RGBW version.



Create your very own profile – You will find an overview of our LED flex strips on pages 592-593. Matching drivers are presented on our Accessories pages 866-881.



We recommend a new
feed-in for double-sided
lengths over 3 m and
from 5 m

Frosted, opaque or transparent, in flat or tall
version – Choose from different covers for
a more personal touch.

For indoors, outdoors and wet rooms.
With IP20 and IP54, equipped for all applications.

Whether a standard or flat surface-mounted profile,
recessed profile or corner profile: we've got the
right profile for your project.

With lengths from 5 m to 80 m, there are no
limits – increase or shorten as desired.
Thanks to 24V technology, you can create
long lengths with fewer feed-in points.



GRAZIA FLEXSTRIP LED 24V

LEDs per metre: 70
 Width: 1 cm
 Height: 0.12 cm
 LED gap: 1.4 cm
 Can be separated every: 10 cm
 IP code: IP 20
 Feed-in cable on both sides



Colour temperature (K)	Luminous flux (lm)	Output (W)	Colour rendering index (CRI)	Colour consistency (SDCM)	Length (cm)	Prod. no.	GBP
2700	3500	44	90	3	500	1004708	67.00
3000	3500	44				1004709	
4000	3750	44				1004710	



Options	Material	Length (cm)	Width (cm)	Height (cm)	Prod. no.	GBP
<input type="radio"/> LED power supply 50W, triac dim	Polycarbonate (PC)	18.4	6.1	3.2	1003104	43.00
<input type="radio"/> LED power supply 25W, triac dim		12.8	5.2	3	1006336	31.00
<input type="radio"/> LED power supply 30W, Slim Line, on/off		30		1.6	1007250	43.00
<input type="radio"/> LED power supply 30W, Slim Line, DALI					1007254	52.00
<input type="radio"/> LED power supply 100W, Slim Line, on/off		35		1.8	1007251	69.00
<input type="radio"/> LED power supply 100W, Slim Line, DALI					1007255	95.00



GRAZIA PRO FLEXSTRIP 24V

LEDs per metre: 126
 Width: 1 cm
 Height: 0.12 cm
 LED gap: 0.8 cm
 Can be separated every 5.6 cm
 IP code: IP 20
 Feed-in cable on both sides



Colour temperature (K)	Luminous flux (lm)	Output (W)	Colour rendering index (CRI)	Colour consistency (SDCM)	Length (cm)	Prod. no.	GBP
2700	6500	73	90	3	500	1004712	108.00
3000	6500	73				1004713	
4000	7000	73				1004714	



Options	Material	Length (cm)	Width (cm)	Height (cm)	Prod. no.	GBP
<input type="radio"/> LED power supply 50W, triac dim	Polycarbonate (PC)	18.4	6.1	3.2	1003104	43.00
<input type="radio"/> LED power supply 25W, triac dim		12.8	5.2	3	1006336	31.00
<input type="radio"/> LED power supply 30W, Slim Line, on/off		30	3	1.6	1007250	43.00
<input type="radio"/> LED power supply 30W, Slim Line, DALI				1007254	52.00	
<input type="radio"/> LED power supply 100W, Slim Line, on/off		35	3	1.8	1007251	69.00
<input type="radio"/> LED power supply 100W, Slim Line, DALI					1007255	95.00

To ensure heat dissipation, the LED strips must be glued into an aluminium profile. Reverse of the LED strip with adhesive tape.
 In order to obtain a consistent light output from a length of 3 m, we recommend feeding the strips on both sides.
 From a length of 5 m, a new feed-in must be provided.



GRAZIA PRO FLEXSTRIP 24V

LEDs per metre: 168
 Width: 1 cm
 Height: 0.12 cm
 LED gap: 0.6 cm
 Can be separated every 4.2 cm
 IP code: IP 20
 Feed-in cable on both sides



Colour temperature (K)	Luminous flux (lm)	Output (W)	Colour rendering index (CRI)	Colour consistency (SDCM)	Length (cm)	Prod. no.	GBP
2700	8500	91	90	3	500	1004716	125.00
3000	8500	91				1004717	
4000	9100	91				1004718	
6500	9100	91				1004719	



Options	Material	Length (cm)	Width (cm)	Height (cm)	Prod. no.	GBP
<input type="radio"/> LED power supply 50W, triac dim	Polycarbonate (PC)	18.4	6.1	3.2	1003104	43.00
<input type="radio"/> LED power supply 25W, triac dim		12.8	5.2	3	1006336	31.00
<input type="radio"/> LED power supply 30W, Slim Line, on/off		30		1.6	1007250	43.00
<input type="radio"/> LED power supply 30W, Slim Line, DALI					1007254	52.00
<input type="radio"/> LED power supply 100W, Slim Line, on/off		35		1.8	1007251	69.00
<input type="radio"/> LED power supply 100W, Slim Line, DALI					1007255	95.00



GRAZIA PRO MAX FLEXSTRIP 24V

LEDs per metre: 196
 Width: 2 cm
 Height: 0.15 cm
 LED gap: 0.5 cm
 Can be separated every 3.6 cm
 IP code: IP 20
 Feed-in cable on both sides



Colour temperature (K)	Luminous flux (lm)	Output (W)	Colour rendering index (CRI)	Colour consistency (SDCM)	Length (cm)	Prod. no.	GBP
3000	12500	126	90	3	500	1004720	171.00
4000	13000	126				1004721	



Options	Material	Length (cm)	Width (cm)	Height (cm)	Prod. no.	GBP
<input type="radio"/> LED power supply 150W, Slim Line, on/off	Polycarbonate (PC)	35	3	1.8	1007252	86.00
<input type="radio"/> LED power supply 150W, Slim Line, DALI					1007256	121.00

To ensure heat dissipation, the LED strips must be glued into an aluminium profile. Reverse of the LED strip with adhesive tape.
 In order to obtain a consistent light output from a length of 3 m, we recommend feeding the strips on both sides.
 From a length of 5 m, a new feed-in must be provided.



GRAZIA PRO MAX FLEXSTRIP 24V

LEDs per metre: 196
 Width: 2 cm
 Height: 0.15 cm
 LED gap: 1 cm
 Can be separated every 7.1 cm
 IP code: IP 20
 Feed-in cable on both sides



Colour temperature (K)	Luminous flux (lm)	Output (W)	Colour rendering index (CRI)	Colour consistency (SDCM)	Length (cm)	Prod. no.	GBP
3000	20000	193	90	3	500	1004722	301.00
4000	21400					1004723	



Options	Material	Length (cm)	Width (cm)	Height (cm)	Prod. no.	GBP
<input type="radio"/> LED power supply 250W, Slim Line, on/off	Polycarbonate (PC)	40	4	2.2	1007253	103.00
<input type="radio"/> LED power supply 250W, Slim Line, DALI					1007257	138.00



GRAZIA PRO FLEXSTRIP

tunable white, 24V

LEDs per metre: 224
 Width: 1 cm
 Height: 0.12 cm
 LED gap: 0.9 cm
 Can be separated every 6.3 cm
 IP code: IP 20
 Feed-in cable on both sides



Colour temperature (K)	Luminous flux (lm)	Output (W)	Colour rendering index (CRI)	Colour consistency (SDCM)	Length (cm)	Prod. no.	GBP
2700-6500	3400-3700	40	90	6	500	1004725	132.00



Options	Material	Length (cm)	Width (cm)	Height (cm)	Prod. no.	GBP
<input type="radio"/> DALI Controller 1 channel, push-dim	Polycarbonate (PC)	11.6	4.2	1.8	1003106	55.00
<input type="radio"/> LED power supply 60W, DALI, 2 channel		20.2	5.8	3	1006133	132.00
<input type="radio"/> SMART Controller 1-5 channel, selectable via DIP		14.5	4.65	1.6	1006348	69.00
<input type="radio"/> LED power supply 100W, Slim Line, on/off		35	3	1.8	1007251	69.00
<input type="radio"/> LED power supply 100W, Slim Line, DALI					1007255	95.00

To ensure heat dissipation, the LED strips must be glued into an aluminium profile. Reverse of the LED strip with adhesive tape.
 In order to obtain a consistent light output from a length of 3 m, we recommend feeding the strips on both sides.
 From a length of 5 m, a new feed-in must be provided.



GRAZIA PRO FLEXSTRIP RGBW, 24V

LEDs per metre: 70
 Width: 1.2 cm
 Height: 0.22 cm
 LED gap: 1.4 cm
 Can be separated every: 10 cm
 IP code: IP 20
 Feed-in cable on both sides




Colour temperature (K)	Luminous flux (lm)	Output (W)	Colour rendering index (CRI)	Colour consistency (SDCM)	Length (cm)	Prod. no.	GBP
RGB	2500	60	90	6	500	1004727	133.00
W 3000	2050	27					



Options	Material	Length (cm)	Width (cm)	Height (cm)	Prod. no.	GBP
<input type="checkbox"/> SMART Controller 1-5 channel, selectable via DIP	Polycarbonate (PC)	14.5	4.65	1.6	1006348	69.00
<input type="checkbox"/> LED power supply 100W, Slim Line, on/off		35	3	1.8	1007251	69.00

To ensure heat dissipation, the LED strips must be glued into an aluminium profile. Reverse of the LED strip with adhesive tape.
 In order to obtain a consistent light output from a length of 3 m, we recommend feeding the strips on both sides.
 From a length of 5 m, a new feed-in must be provided.



GRAZIA IP FLEXSTRIP 24V

LEDs per metre: 70
 Width: 1.2 cm
 Height: 0.4 cm
 LED gap: 1.4 cm
 Can be separated every: 10 cm
 IP code: IP 54
 Feed-in cable on both sides



Colour temperature (K)	Luminous flux (lm)	Output (W)	Colour rendering index (CRI)	Colour consistency (SDCM)	Length (cm)	Prod. no.	GBP
2700	3350					1004734	
3000	3350	44	90	4	502	1004735	85.00
4000	3600					1004736	

GRAZIA IP FLEXSTRIP tunable white, 24V

LEDs per metre: 224
 Width: 1.2 cm
 Height: 0.4 cm
 LED gap: 0.9 cm
 Can be separated every 6.3 cm
 IP code: IP 54
 Feed-in cable on both sides



Colour temperature (K)	Luminous flux (lm)	Output (W)	Colour rendering index (CRI)	Colour consistency (SDCM)	Length (cm)	Prod. no.	GBP
2700-6500	3210-3500	40	90	4	502	1004726	146.00

Incl. 2 end caps and fittings

GRAZIA IP FLEXSTRIP RGBW, 24V

LEDs per metre: 70
 Width: 1.4 cm
 Height: 0.46 cm
 LED gap: 1.4 cm
 Can be separated every: 10 cm
 IP code: IP 54
 Feed-in cable on both sides



Colour temperature (K)	Luminous flux (lm)	Output (W)	Colour rendering index (CRI)	Colour consistency (SDCM)	Length (cm)	Prod. no.	GBP
RGB	2350	60	90	6	502	1004737	181.00
W 3000	1958	27					

To ensure heat dissipation, the LED strips must be glued into an aluminium profile. Reverse of the LED strip with adhesive tape.
 In order to obtain a consistent light output from a length of 3 m, we recommend feeding the strips on both sides.
 From a length of 5 m, a new feed-in must be provided.

FLEXSTRIPS

OVERVIEW

GRAZIA LED

1004708
1004709
1004710

70 LEDs/m

GRAZIA PRO

1004712
1004713
1004714

126 LEDs/m

GRAZIA PRO

1004716
1004717
1004718
1004719

168 LEDs/m

GRAZIA PRO MAX

1004720
1004721

196 LEDs/m

GRAZIA PRO MAX

1004722
1004723

196 LEDs/m

500
cm





All GRAZIA LED strips are based on 24V.
Matching drivers and additional accessories can be found on page 582.



**GRAZIA
PRO MAX**
TUNABLE WHITE
1004725

224 LEDs/m

**GRAZIA
PRO MAX**
RGBW
1004727

70 LEDs/m

**GRAZIA
IP**
1004734
1004735
1004736

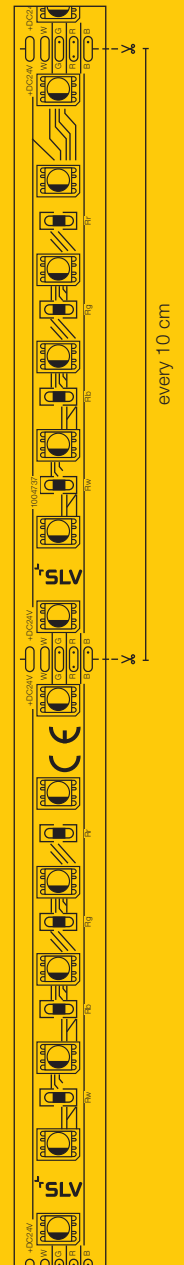
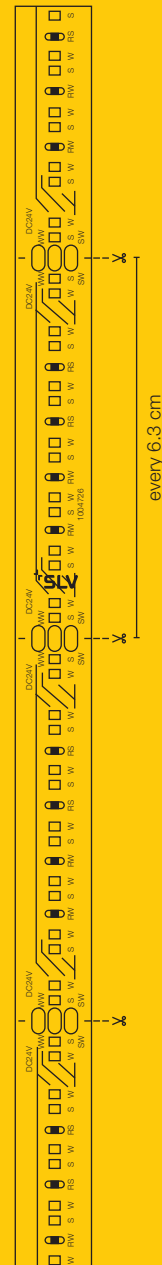
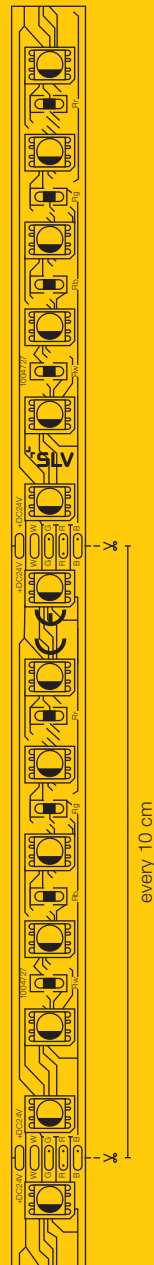
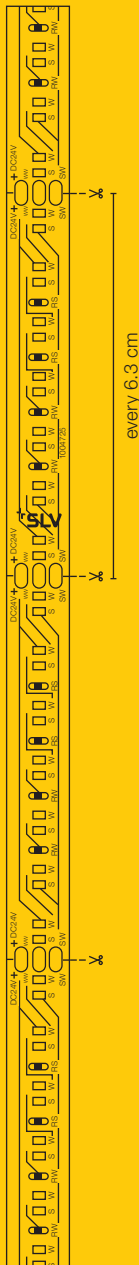
70 LEDs/m

**GRAZIA
IP**
TUNABLE WHITE
1004726

224 LEDs/m

**GRAZIA
IP**
RGBW
1004737

70 LEDs/m





NEW

LED
VINOLINA ONE | 597



NEW

LED
VINOLINA | 597



NEW

LED
VINOLINA TWO | 599



LED
TONILA | 601



NEW

LED
TAHA | 601



NEW

SCKET
S-TUBE 32/75 | 603



NEW

SCKET
PHOTONI 45/75 | 605



NEW

LED
S-CUBE 35/75 | 607



NEW

LED
R-CUBE 35/70 | 609



NEW

LED
LID I 75 | 611



NEW

LED
LID I 45 | 611



NEW

LED
I-RING | 613



NEW

LED
M-POL S | 614



NEW

LED
M-POL S | 615



LED
M-POL S | 616



LED
M-POL S | 617



LED
M-POL S | 618



LED
M-POL M | 619



LED
M-POL M | 620



LED
M-POL M | 621



M-POL 30/60/90 | 623



SCKET
CONCRETO | 627



SCKET
CONCRETO | 627



LED
ESKINA
FRAME 45/75 | 629



LED
ESKINA
FRAME 75 | 629



LED
ESKINA
FRAME
125/175 | 630



LED
ESKINA 30/80 | 631



LED
LOGS 40/70 | 633



SCKET
GRAFIT 30/60/90 | 635



SCKET
GRAFIT 30/60/90 | 637



LED
QUADRULO | 639



LED
RUSTY®
SLOT 50/80 | 640



SCKET
RUSTY®
SLOT 50/80 | 641



SCKET
RUSTY®
PATHLIGHT | 642



LED
RUSTY® 40/70 | 643



SCKET
RUSTY® 40/70 | 643



SCKET
RUSTY®
CONE 24 | 645



SCKET
RUSTY®
CONE 40/70 | 645



SCKET
RUSTY® 40/70 | 646



SCKET
ARROCK
GRANITE 40/70 | 647



SCKET
ARROCK
ARC | 648



LED
ARROCK
STONE 50/75 | 649



SCKET
ARROCK SLOT | 649



LED
L-LINE OUT 30 | 650



LED
L-LINE OUT 60 | 651



LED
L-LINE OUT 50/80 | 651



SCKET
THEO PATHLIGHT | 652



LED
OVALISK 75/100 | 653



SCKET
GLOO PURE
27/44/70 | 655



SCKET
ROTOBALL
25/40/50 | 657



SCKET
PHOTONIA | 659



SCKET
PHOTONIA | 659



SCKET
OTOS GLAS | 659



SCKET
CUBIX | 660



SCKET
CONE | 660



SCKET
MOLAT | 661



SCKET
MOLAT | 661



SCKET
LISENNE 40/70 | 662



SCKET
ADEGAN
MANILA | 663



SCKET
ADEGAN | 663



SCKET
ALPA MUSHROOM
45/75 | 665



SCKET
ALPA CONE 100 | 665



LED
APONI 90/120 | 666



LED
TRUST 30/60 | 667



SCKET
BIG NAILS 50/80 | 668



SCKET
ROX ACRYL
30/60/90 | 669



SCKET
VAP SLIM
30/60/90 | 671



SCKET
C-POL | 672



SCKET
F-POL | 672



SCKET
SQUARE
POLE 30/60/90 | 673



LED
SLOTS 45/65 | 675



LED
H-POL 30/60 | 676



LED
H-POL TWIN
30/60 | 677



LED
SLOTBOX 40/70 | 678



LED
FLATT 65/100 | 679



LED
ABRIDOR 60/100 | 681



LED
IPERI 50 | 681



SCKET
QUADRASYL 75 | 682



LED
QUAD POLE | 683



LED
BOOKAT | 683



LED
RASCALI 45/65 | 684




SCKET
MYRA SPOT | 685



SCKET
SITRA 360 | 685



1007357 597

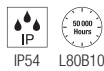
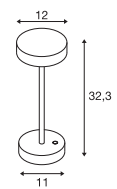
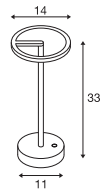



1007360 597



VINOLINA ONE TL, Battery

VINOLINA TL, Battery



5V battery operation
Total wattage: 2.5W
Material: aluminium

- Running time 12h
- Charging time 7h
- Charging plate included
- Power adapter not included
- USB A



5V battery operation
Total wattage: 2.2W
Material: aluminium

- Running time 12h
- Charging time 7h
- Charging plate included
- Power adapter not included
- USB A



Down 125lm | 2700K



Down 130lm | 2700K | 130lm | 3000K

Options	Prod. no.	GBP
● black	1007359	120.00
○ white	1007357	120.00
● rust	1007358	120.00

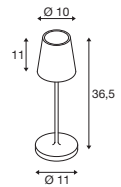
Options	Prod. no.	GBP
● black	1007362	120.00
○ white	1007360	120.00
● rust	1007361	120.00



1007697 599



VINOLINA TWO TL, Battery



5V battery operation
Total wattage: 2W
Material: aluminium

- Touch dimmable
- Running time 10h
- Charging time 5h
- Charging station for one luminaire included



Down 190lm | 2200K
2700K
3000K


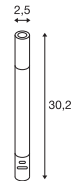
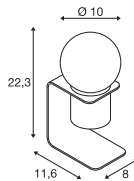
Options	Prod. no.	GBP
● black	1007693	● 120.00
○ white	1007692	● 120.00
● sand	1007697	● 120.00
● rust	1007695	● 120.00
● red	1007694	● 120.00
● lime green	1007696	● 120.00





TONILA
TL

TAHA
Light set, battery-powered



5V battery operation
Total wattage: 1.6W
Material: aluminium/plastic

- Battery 3.6V 2000mAh included
- Power adapter excluding USB charger 5V DC/1-2A required. For MINI-USB charging cable
- Can be dimmed to 3 different levels using the switch

100-240V ~50/60Hz | 5V battery operation
Total wattage: 5W
Max. U-out driver: 5V DC
Material: aluminium/plastic

- Charging cable included




Down 90lm | 2700K



Down 200lm | 2700K

Options	Prod. no.	GBP
● black	1002583	102.00

Options	Prod. no.	GBP
● black	1007380	137.00



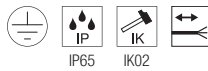
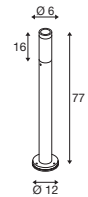
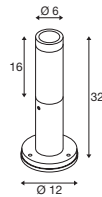
1007651 603

1007652 603



S-TUBE 32 Pole, GU10

S-TUBE 75 Pole, GU10



220-240V ~50/60Hz
Material: aluminium

- Open cable end

SOCKET <10
W

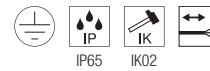
Base: 1xGU10 Max. diameter: 5 cm L: 5.5 cm

Options	Prod. no.	GBP
● black	1007651	73.00

LED GU10 51mm | 6W | 38°
2700K | 450lm | EEK=F
6kWh/1000h

Prod. no.: 1005077 | 7.00 GBP

Product	Prod. no.	GBP
Connection box IP68, 3-pole		
● black	228730	20.00



220-240V ~50/60Hz
Material: aluminium

- Open cable end

SOCKET <10
W

Base: 1xGU10 Max. diameter: 5 cm L: 5.5 cm

Options	Prod. no.	GBP
● black	1007652	115.00

LED GU10 51mm | 6W | 38°
2700K | 450lm | EEK=F
6kWh/1000h

Prod. no.: 1005077 | 7.00 GBP

Product	Prod. no.	GBP
Connection box IP68, 3-pole		
● black	228730	20.00



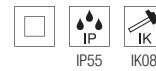

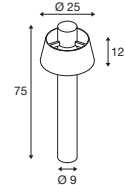
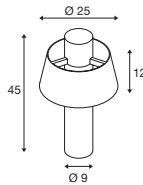
1007587 605

1007584 605



PHOTONI 45
Pole, E27

PHOTONI 75
Pole, E27



220-240V ~50/60Hz
Material: aluminium

220-240V ~50/60Hz
Material: aluminium

- IP connection box
- sea-air-resistant

- IP connection box
- sea-air-resistant



Base: 1xE27 Max. diameter: 6 cm L: 11.6 cm

Base: 1xE27 Max. diameter: 6 cm L: 11.6 cm

Options	Prod. no.	GBP
● black	1007587	154.00
● rust	1007583	154.00

Options	Prod. no.	GBP
● black	1007584	171.00
● rust	1007580	171.00



A60 | 7.5W | 180°
2700K | 720lm | EEK=F
8kWh/1000h




Prod. no.: 1005305 | 17.00 GBP



A60 | 7.5W | 180°
2700K | 720lm | EEK=F
8kWh/1000h

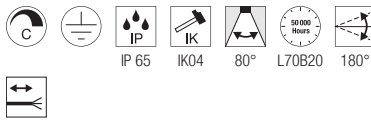
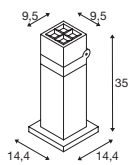


Prod. no.: 1005305 | 17.00 GBP





S-CUBE 35 Pole



220-240V ~50/60Hz | 350mA
 Total wattage: 15W
 Material: aluminium

- Open cable end



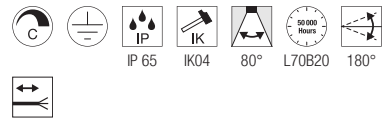
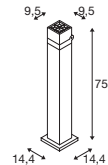
Down 1000lm | 2700K | 1200lm | 3000K

Options	Prod. no.	GBP
● anthracite	1007460	● 171.00



Product	Prod. no.	GBP
Connection box IP68, 3-pole		
● black	228730	20.00

S-CUBE 75 Pole



220-240V ~50/60Hz | 350mA
 Total wattage: 15W
 Material: aluminium

- Open cable end



Down 1000lm | 2700K | 1200lm | 3000K

Options	Prod. no.	GBP
● anthracite	1007459	● 201.00



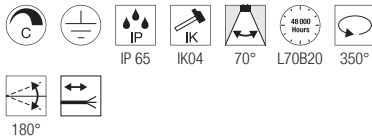
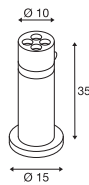

Product	Prod. no.	GBP
Connection box IP68, 3-pole		
● black	228730	20.00



1007513 609



R-CUBE 35 Pole



220-240V ~50/60Hz | 350mA
 Total wattage: 15W
 Material: aluminium

- Open cable end



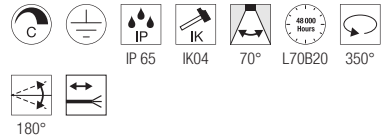
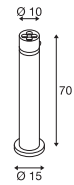
Down 800lm | 2700K | 800lm | 3000K

Options	Prod. no.	GBP
● anthracite	1007513	● 171.00



Product	Prod. no.	GBP
Connection box IP68, 3-pole		
● black	228730	20.00

R-CUBE 75 Pole



220-240V ~50/60Hz | 350mA
 Total wattage: 15W
 Material: aluminium

- Open cable end



Down 800lm | 2700K | 800lm | 3000K


Options	Prod. no.	GBP
● anthracite	1007512	● 201.00



Product	Prod. no.	GBP
Connection box IP68, 3-pole		
● black	228730	20.00



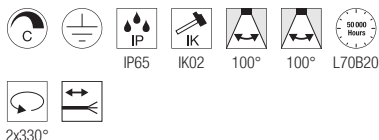
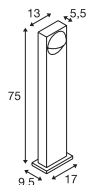
1007670 611



1007669 611



LID I 75 Pole, double



220-240V ~50/60Hz | 700mA
Total wattage: 29W
Material: aluminium

- Open cable end



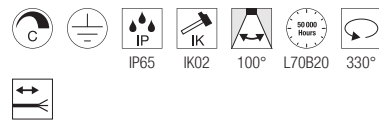
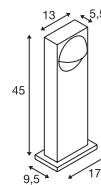

Down 850lm | 2700K | 1000lm | 3000K

Options	Prod. no.	GBP
● anthracite	1007669	● 257.00



Product	Prod. no.	GBP
Connection box IP68, 3-pole		
● black	228730	20.00

LID I 45 Pole, single



220-240V ~50/60Hz | 350mA
Total wattage: 15W
Material: aluminium

- Open cable end



Down 900lm | 2700K | 1050lm | 3000K

Options	Prod. no.	GBP
● anthracite	1007670	● 188.00



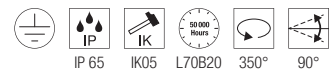
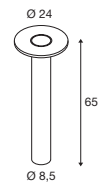
Product	Prod. no.	GBP
Connection box IP68, 3-pole		
● black	228730	20.00



1007237 613



I-RING Pole



100-240V ~50/60Hz | 350mA
 Total wattage: 9.2W
 Material: aluminium



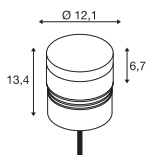
Down 670lm | 3000K

Options	Prod. no.	GBP
● anthracite	1007237	● 197.00



Product	Prod. no.	GBP
Screw set		
● Stainless steel	228753	8.00

M-POL S
Polehead 360°, Glare reduction



220-240V ~50/60Hz | 500mA
Total wattage: 10W
Material: aluminium



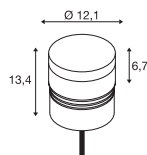
Down 750lm | 2700K

Options	Prod. no.	GBP
● anthracite	1007232	249.00



Product	Prod. no.	GBP
pole		
● anthracite		
H: 23.4 cm	1006379	85.00
● anthracite		
H: 53.4 cm	1006380	120.00
● anthracite		
H: 83.4 cm	1006381	145.00
Ground anchor		
● Stainless steel	1006382	43.00
T-connector box		
● black	228726	31.00
Connection box IP68, 3-pole		
● black	228730	20.00

M-POL S
Polehead 360°, Glare reduction,
DALI



220-240V ~50/60Hz | 500mA
Total wattage: 10W
Material: aluminium




Down 750lm | 2700K

Options	Prod. no.	GBP
● anthracite	1007233	266.00




Product	Prod. no.	GBP
pole		
● anthracite		
H: 23.4 cm	1006379	85.00
● anthracite		
H: 53.4 cm	1006380	120.00
● anthracite		
H: 83.4 cm	1006381	145.00
Ground anchor		
● Stainless steel	1006382	43.00
Connection box		
● black	228725	16.00
IP68 CONNECTION BOX, 5-pole		
● black	1006453	31.00



1006381 + 1007233 623 + 614



1006380 + 1007232 623 + 614

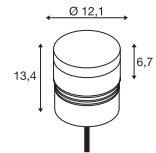
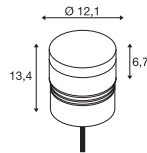


1006380 + 1007235 623 + 615



M-POL S
Polehead 180°, Glare reduction

M-POL S
Polehead 180°, Glare reduction,
DALI



220-240V ~50/60Hz | 500mA
Total wattage: 10W
Material: aluminium



220-240V ~50/60Hz | 500mA
Total wattage: 10W
Material: aluminium



Down 700lm | 2700K



Down 700lm | 2700K

Options	Prod. no.	GBP
● anthracite	1007234	257.00

Options	Prod. no.	GBP
● anthracite	1007235	274.00



Product	Prod. no.	GBP
pole		
● anthracite		
H: 23.4 cm	1006379	85.00
● anthracite		
H: 53.4 cm	1006380	120.00
● anthracite		
H: 83.4 cm	1006381	145.00
Ground anchor		
● Stainless steel	1006382	43.00
T-connector box		
● black	228726	31.00
Connection box IP68, 3-pole		
● black	228730	20.00



Product	Prod. no.	GBP
pole		
● anthracite		
H: 23.4 cm	1006379	85.00
● anthracite		
H: 53.4 cm	1006380	120.00
● anthracite		
H: 83.4 cm	1006381	145.00
Ground anchor		
● Stainless steel	1006382	43.00
Connection box		
● black	228725	16.00
IP68 CONNECTION BOX, 5-pole		
● black	1006453	31.00

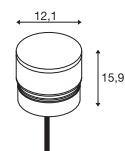


1006381 + 1006389 623 + 617



1006381 + 1006393 623 + 617

M-POL S Polehead



220-240V ~50/60Hz | 500mA
Power consumption: 9W
Total wattage: 11W
Material: aluminium



Down 470lm | 2700K | 510lm | 3000K

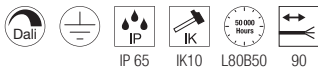
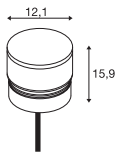
Options	Prod. no.	GBP
● anthracite	1006383	223.00



Product	Prod. no.	GBP
pole		
● anthracite H: 23.4 cm	1006379	85.00
● anthracite H: 53.4 cm	1006380	120.00
● anthracite H: 83.4 cm	1006381	145.00
Ground anchor		
● Stainless steel	1006382	43.00
T-connector box		
● black	228726	31.00
Connection box IP68, 3-pole		
● black	228730	20.00



M-POL S
Polehead, DALI



220-240V ~50/60Hz | 500mA
Power consumption: 17W
Total wattage: 19W
Material: aluminium



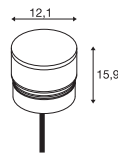
Down 890lm | 2700K | 950lm | 3000K

Options	Prod. no.	GBP
● anthracite	1006389	314.00



Product	Prod. no.	GBP
pole		
● anthracite		
H: 23.4 cm	1006379	85.00
● anthracite		
H: 53.4 cm	1006380	120.00
● anthracite		
H: 83.4 cm	1006381	145.00
Ground anchor		
● Stainless steel	1006382	43.00
Connection box		
● black	228725	16.00
IP68 CONNECTION BOX, 5-pole		
● black	1006453	31.00

M-POL S
Polehead, Shader



220-240V ~50/60Hz | 500mA
Power consumption: 9W
Total wattage: 11W
Material: aluminium



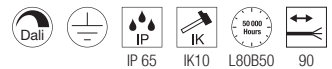
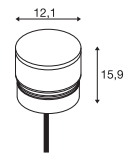
Down 285lm | 2700K | 310lm | 3000K

Options	Prod. no.	GBP
● anthracite	1006387	240.00



Product	Prod. no.	GBP
pole		
● anthracite		
H: 23.4 cm	1006379	85.00
● anthracite		
H: 53.4 cm	1006380	120.00
● anthracite		
H: 83.4 cm	1006381	145.00
Ground anchor		
● Stainless steel	1006382	43.00
T-connector box		
● black	228726	31.00
Connection box IP68, 3-pole		
● black	228730	20.00

M-POL S
Polehead, Shader, DALI



220-240V ~50/60Hz | 500mA
Power consumption: 17W
Total wattage: 19W
Material: aluminium



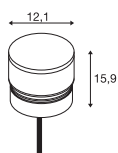
Down 520lm | 2700K | 550lm | 3000K

Options	Prod. no.	GBP
● anthracite	1006393	331.00



Product	Prod. no.	GBP
pole		
● anthracite		
H: 23.4 cm	1006379	85.00
● anthracite		
H: 53.4 cm	1006380	120.00
● anthracite		
H: 83.4 cm	1006381	145.00
Ground anchor		
● Stainless steel	1006382	43.00
Connection box		
● black	228725	16.00
IP68 CONNECTION BOX, 5-pole		
● black	1006453	31.00

M-POL S
Polehead, Louver



220-240V ~50/60Hz | 500mA
Power consumption: 9W
Total wattage: 11W
Material: aluminium



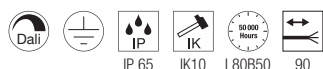
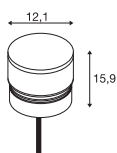
Down 145lm | 2700K 155lm | 3000K

Options	Prod. no.	GBP
● anthracite	1006385	271.00



Product	Prod. no.	GBP
pole		
● anthracite		
H: 23.4 cm	1006379	85.00
● anthracite		
H: 53.4 cm	1006380	120.00
● anthracite		
H: 83.4 cm	1006381	145.00
Ground anchor		
● Stainless steel	1006382	43.00
T-connector box		
● black	228726	31.00
Connection box IP68, 3-pole		
● black	228730	20.00

M-POL S
Polehead, Louver, DALI



220-240V ~50/60Hz | 500mA
Power consumption: 17W
Total wattage: 19W
Material: aluminium



Down 260lm | 2700K 270lm | 3000K

Options	Prod. no.	GBP
● anthracite	1006391	386.00




Product	Prod. no.	GBP
pole		
● anthracite		
H: 23.4 cm	1006379	85.00
● anthracite		
H: 53.4 cm	1006380	120.00
● anthracite		
H: 83.4 cm	1006381	145.00
Ground anchor		
● Stainless steel	1006382	43.00
Connection box		
● black	228725	16.00
IP68 CONNECTION BOX, 5-pole		
● black	1006453	31.00



1006381 + 1006391 623 + 618



1006381 + 1006388 623 + 619

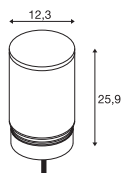


1006379 + 1006390 623 + 619



1006379 + 1006384 623 + 619

M-POL M Polehead



220-240V ~50/60Hz | 500mA
 Power consumption: 9W
 Total wattage: 11W
 Material: aluminium



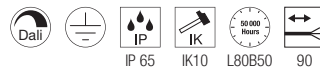
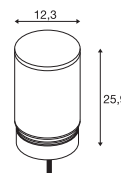
Down 590lm | 2700K | 660lm | 3000K

Options	Prod. no.	GBP
● anthracite	1006384	240.00



Product	Prod. no.	GBP
pole		
● anthracite H: 23.4 cm	1006379	85.00
● anthracite H: 53.4 cm	1006380	120.00
● anthracite H: 83.4 cm	1006381	145.00
Ground anchor		
● Stainless steel	1006382	43.00
T-connector box		
● black	228726	31.00
Connection box IP68, 3-pole		
● black	228730	20.00

M-POL M Polehead, DALI



220-240V ~50/60Hz | 500mA
 Power consumption: 17W
 Total wattage: 19W
 Material: aluminium



Down 1150lm | 2700K | 1230lm | 3000K

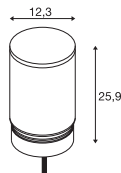
Options	Prod. no.	GBP
● anthracite	1006390	331.00



Product	Prod. no.	GBP
pole		
● anthracite H: 23.4 cm	1006379	85.00
● anthracite H: 53.4 cm	1006380	120.00
● anthracite H: 83.4 cm	1006381	145.00
Ground anchor		
● Stainless steel	1006382	43.00
Connection box		
● black	228725	16.00
IP68 CONNECTION BOX, 5-pole		
● black	1006453	31.00



M-POL M Polehead, Shader



220-240V ~50/60Hz | 500mA
Power consumption: 9W
Total wattage: 11W
Material: aluminium



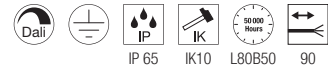
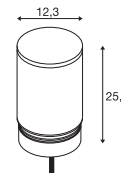
Down 420lm | 2700K | 460lm | 3000K

Options	Prod. no.	GBP
● anthracite	1006388	257.00



Product	Prod. no.	GBP
pole		
● anthracite		
H: 23.4 cm	1006379	85.00
● anthracite		
H: 53.4 cm	1006380	120.00
● anthracite		
H: 83.4 cm	1006381	145.00
Ground anchor		
● Stainless steel	1006382	43.00
T-connector box		
● black	228726	31.00
Connection box IP68, 3-pole		
● black	228730	20.00

M-POL M Polehead, Shader, DALI



220-240V ~50/60Hz | 500mA
Power consumption: 17W
Total wattage: 19W
Material: aluminium



Down 820lm | 2700K | 870lm | 3000K

Options	Prod. no.	GBP
● anthracite	1006394	351.00

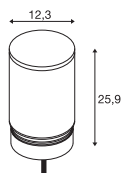


Product	Prod. no.	GBP
pole		
● anthracite		
H: 23.4 cm	1006379	85.00
● anthracite		
H: 53.4 cm	1006380	120.00
● anthracite		
H: 83.4 cm	1006381	145.00
Ground anchor		
● Stainless steel	1006382	43.00
Connection box		
● black	228725	16.00
IP68 CONNECTION BOX, 5-pole		
● black	1006453	31.00

1006381 + 1006388 623 + 620



M-POL M Polehead, Louver



220-240V ~50/60Hz | 500mA
Power consumption: 9W
Total wattage: 11W
Material: aluminium



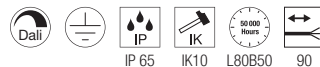
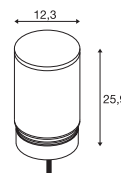
Down 190lm | 2700K | 210lm | 3000K

Options	Prod. no.	GBP
● anthracite	1006386	377.00



Product	Prod. no.	GBP
pole		
● anthracite H: 23.4 cm	1006379	85.00
● anthracite H: 53.4 cm	1006380	120.00
● anthracite H: 83.4 cm	1006381	145.00
Ground anchor		
● Stainless steel	1006382	43.00
T-connector box		
● black	228726	31.00
Connection box IP68, 3-pole		
● black	228730	20.00

M-POL M Polehead, Louver, DALI



220-240V ~50/60Hz | 500mA
Power consumption: 17W
Total wattage: 19W
Material: aluminium



Down 350lm | 2700K | 370lm | 3000K

Options	Prod. no.	GBP
● anthracite	1006392	454.00



Product	Prod. no.	GBP
pole		
● anthracite H: 23.4 cm	1006379	85.00
● anthracite H: 53.4 cm	1006380	120.00
● anthracite H: 83.4 cm	1006381	145.00
Ground anchor		
● Stainless steel	1006382	43.00
Connection box		
● black	228725	16.00
IP68 CONNECTION BOX, 5-pole		
● black	1006453	31.00

1006381 + 1006392 623 + 621



[1006380](tel:1006380) + [1006392](tel:1006392) - [623](tel:623) + [621](tel:621)



M-POL 30
Pole



M-POL 60
Pole



M-POL 90
Pole



Material: aluminium

Options	Prod. no.	GBP
● anthracite	1006379	85.00



Product	Prod. no.	GBP
IP68 CONNECTION BOX, 5-pole		
● black	1006453	31.00
T-connector box		
● black	228726	31.00
Connection box IP68, 3-pole		
● black	228730	20.00

Material: aluminium

Options	Prod. no.	GBP
● anthracite	1006380	120.00



Product	Prod. no.	GBP
IP68 CONNECTION BOX, 5-pole		
● black	1006453	31.00
T-connector box		
● black	228726	31.00
Connection box IP68, 3-pole		
● black	228730	20.00

Material: aluminium

Options	Prod. no.	GBP
● anthracite	1006381	145.00



Product	Prod. no.	GBP
IP68 CONNECTION BOX, 5-pole		
● black	1006453	31.00
T-connector box		
● black	228726	31.00
Connection box IP68, 3-pole		
● black	228730	20.00

DESIGN YOUR M-POL SYSTEM

The right bollard lights in a few steps – made possible with the M-POL system. It combines three sizes and eight lamp heads with five light properties and two colour temperatures. Whether in high or flat form, with shaders for less light on one side, homogeneous and diffuse radiance or glare-free thanks to integrated louvres. Whether 2700 or 3000 Kelvin, controllable as an On/Off version or DALI. Configure your chosen M-POL bollard lights and showcase every outdoor ambience in its best light.

CHOOSE YOUR PREFERRED ...

- 1 bollard (30, 60, 90)
- 2 Lamp head (On/Off, DALI)
- 3 Lamp head size (high, flat)
- 4 Light property (Clear, Shader, Louver)
- 5 Colour temperature (2700K, 3000K)



DONE!

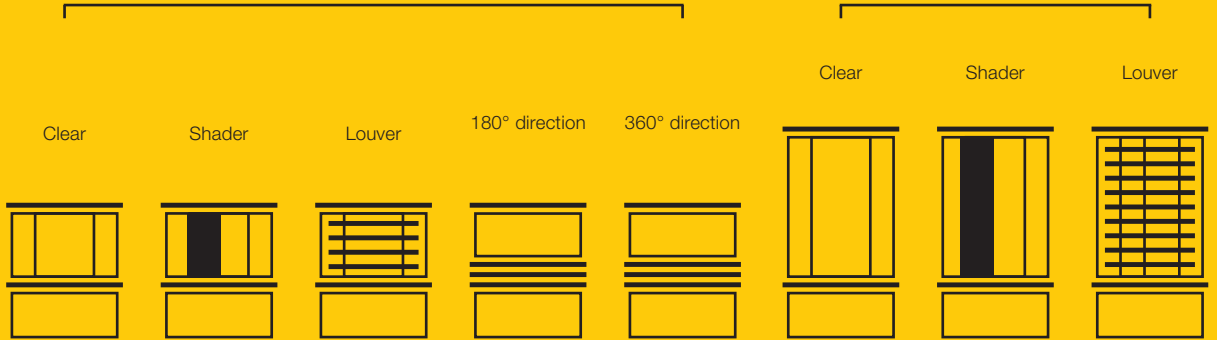
LAMP HEADS

M-POL S

Diameter: 12.3 cm, H: 15.9 cm


M-POL M

Diameter: 12.3 cm, H: 25.9 cm




M-POL 30

Diameter: 12.4 cm, H: 23.4 cm



M-POL 60

Diameter: 12.4 cm, H: 53.4 cm



M-POL 90

Diameter: 12.4 cm, H: 83.4 cm

BOLLARDS

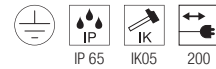
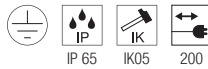
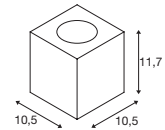
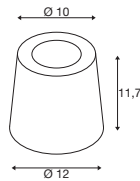


1006408 627



CONCRETO
FL, round, QPAR 51

CONCRETO
FL, square, QPAR51



220-240V ~50/60Hz
Material: concrete/aluminium

220-240V ~50/60Hz
Material: concrete/aluminium

- IP44 safety plug

- IP44 contour plug



Base: 1xGU10 Max. diameter: 5.1 cm L: 6 cm

Base: 1xGU10 Max. diameter: 5.1 cm L: 6 cm

Options	Prod. no.	GBP
● grey	1006408	103.00

Options	Prod. no.	GBP
● grey	1006409	103.00



LED GU10 51mm | 6W | 38°
2700K | 450lm | EEK=F
6kWh/1000h




Prod. no.: 1005077 | 7.00 GBP



LED GU10 51mm | 6W | 38°
2700K | 450lm | EEK=F
6kWh/1000h

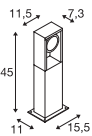


Prod. no.: 1005077 | 7.00 GBP





ESKINA FRAME 45 Pole, single



220-240V ~50/60Hz | 350mA
Total wattage: 15W
Material: aluminium



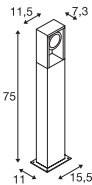
Down 1100lm | 3000K | 1200lm | 4000K

Options	Prod. no.	GBP
● anthracite	1004749	242.00



Product	Prod. no.	GBP
Connection box IP68, 3-pole		
● black	228730	20.00

ESKINA FRAME 75 Pole, single



220-240V ~50/60Hz | 350mA
Total wattage: 15W
Material: aluminium



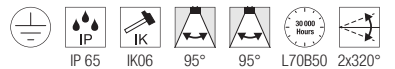
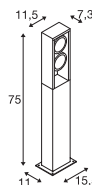
Down 1100lm | 3000K | 1200lm | 4000K

Options	Prod. no.	GBP
● anthracite	1004750	265.00



Product	Prod. no.	GBP
Connection box IP68, 3-pole		
● black	228730	20.00

ESKINA FRAME 75 Pole, double



220-240V ~50/60Hz | 700mA
Total wattage: 27W
Material: aluminium



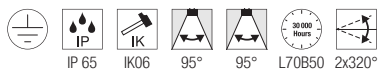
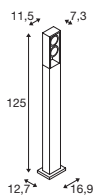
Spot 1 1100lm | 3000K | 1200lm | 4000K
Spot 2 1100lm | 3000K | 1200lm | 4000K

Options	Prod. no.	GBP
● anthracite	1004751	300.00



Product	Prod. no.	GBP
Connection box IP68, 3-pole		
● black	228730	20.00

ESKINA FRAME 125
Pole, double



220-240V ~50/60Hz | 700mA
Total wattage: 27W
Material: aluminium



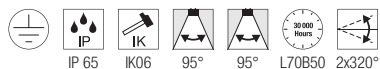
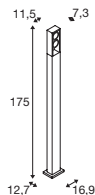
Spot 1	1100lm	3000K	1200lm	4000K
Spot 2	1100lm	3000K	1200lm	4000K

Options	Prod. no.	GBP
● anthracite	1005439	346.00



Product	Prod. no.	GBP
Connection box IP68, 3-pole		
● black	228730	20.00

ESKINA FRAME 175
Pole, double



220-240V ~50/60Hz | 700mA
Total wattage: 27W
Material: aluminium





Spot 1	1100lm	3000K	1200lm	4000K
Spot 2	1100lm	3000K	1200lm	4000K

Options	Prod. no.	GBP
● anthracite	1005440	407.00



Product	Prod. no.	GBP
Connection box IP68, 3-pole		
● black	228730	20.00



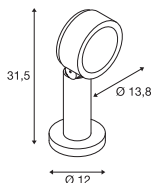


1002906 631



1002907 631

ESKINA 30 Pole



-
-
-
-
-
-
-
-

-
-

220-240V ~50/60Hz | 350mA
 Total wattage: 14.5W
 Material: aluminium

- IP44 safety plug



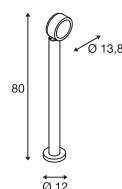
Down 1000lm | 3000K | 4000K

Options	Prod. no.	GBP
● anthracite	1002906	242.00



Product	Prod. no.	GBP
Ground spike		
● grey	230060	46.00

ESKINA 80 Pole



-
-
-
-
-
-
-
-

-

220-240V ~50/60Hz | 350mA
 Total wattage: 14.5W
 Material: aluminium



Down 1000lm | 3000K | 4000K

Options	Prod. no.	GBP
● anthracite	1002907	265.00




Product	Prod. no.	GBP
Ground spike		
● grey	230060	46.00
Connection box IP68, 3-pole		
● black	228730	20.00



232115

633





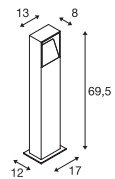
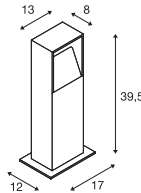
232125

633



LOGS 40
Pole

LOGS 70
Pole



220-240V ~50/60Hz | 500mA
Total wattage: 9.5W
Material: aluminium

220-240V ~50/60Hz | 500mA
Total wattage: 9.5W
Material: aluminium

- Open cable end

- Open cable end



Down 570lm | 3000K

Down 570lm | 3000K


Options	Prod. no.	GBP
● anthracite	232115	223.00

Options	Prod. no.	GBP
● anthracite	232125	257.00



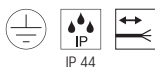
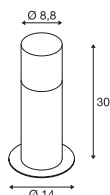
Product	Prod. no.	GBP
Concrete anchor		
● grey	232119	53.00
Ground spike		
● grey	231230	40.00
Screw set		
● Stainless steel	228754	4.00
Connection box IP68, 3-pole		
● black	228730	20.00

Product	Prod. no.	GBP
Concrete anchor		
● grey	232119	53.00
Ground spike		
● grey	231230	40.00
Screw set		
● Stainless steel	228754	4.00
Connection box IP68, 3-pole		
● black	228730	20.00





GRAFIT 30
Pole, Round, E27



220-240V ~50/60Hz
Material: aluminium/acrylic

- Open cable end



Base: 1xE27 Max. diameter: 6 cm L: 11.5 cm

Options	Prod. no.	GBP
● anthracite	1006180	69.00



LED E27 | 8W | 240°
3000K | 880lm | EEK=E
8kWh/1000h

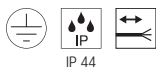
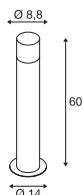


Prod. no.: 1005289 | 9.00 GBP



Product	Prod. no.	GBP
Connection box IP68, 3-pole		
● black	228730	20.00

GRAFIT 60
Pole, Round, E27



220-240V ~50/60Hz
Material: aluminium/acrylic

- Open cable end



Base: 1xE27 Max. diameter: 6 cm L: 11.5 cm

Options	Prod. no.	GBP
● anthracite	1006181	86.00



LED E27 | 8W | 240°
3000K | 880lm | EEK=E
8kWh/1000h

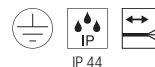
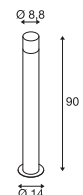


Prod. no.: 1005289 | 9.00 GBP



Product	Prod. no.	GBP
Connection box IP68, 3-pole		
● black	228730	20.00

GRAFIT 90
Pole, Round, E27



220-240V ~50/60Hz
Material: aluminium/acrylic

- Open cable end



Base: 1xE27 Max. diameter: 6 cm L: 11.5 cm

Options	Prod. no.	GBP
● anthracite	1006182	113.00



LED E27 | 8W | 240°
3000K | 880lm | EEK=E
8kWh/1000h



Prod. no.: 1005289 | 9.00 GBP



Product	Prod. no.	GBP
Connection box IP68, 3-pole		
● black	228730	20.00




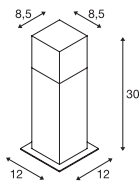
231225 637



1006184 637



GRAFIT 30 Pole, E27



220-240V ~50/60Hz
Material: aluminium/plastic

- Open cable end



Base: 1xE27 Max. diameter: 6 cm L: 11.5 cm

Options	Prod. no.	GBP
● anthracite	231215	69.00



LED E27 | 8W | 240°
3000K | 880lm | EEK=E
8kWh/1000h

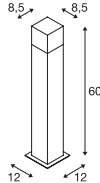


Prod. no.: 1005289 | 9.00 GBP



Product	Prod. no.	GBP
Ground spike		
● grey	231230	40.00
Screw set		
● Stainless steel	228754	4.00
Connection box IP68, 3-pole		
● black	228730	20.00

GRAFIT 60 Pole, E27



220-240V ~50/60Hz
Material: aluminium/plastic

- Open cable end



Base: 1xE27 Max. diameter: 6 cm L: 11.5 cm

Options	Prod. no.	GBP
● anthracite	231225	86.00



LED E27 | 8W | 240°
3000K | 880lm | EEK=E
8kWh/1000h

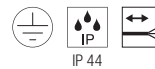
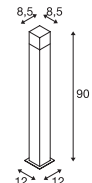


Prod. no.: 1005289 | 9.00 GBP



Product	Prod. no.	GBP
Ground spike		
● grey	231230	40.00
Screw set		
● Stainless steel	228754	4.00
Connection box IP68, 3-pole		
● black	228730	20.00

GRAFIT 90 Pole, E27



220-240V ~50/60Hz
Material: aluminium/acrylic

- Open cable end



Base: 1xE27 Max. diameter: 6 cm L: 11.5 cm

Options	Prod. no.	GBP
● anthracite	1006184	113.00



LED E27 | 8W | 240°
3000K | 880lm | EEK=E
8kWh/1000h



Prod. no.: 1005289 | 9.00 GBP



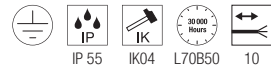
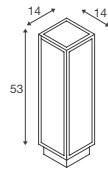
Product	Prod. no.	GBP
Ground spike		
● grey	231230	40.00
Connection box IP68, 3-pole		
● black	228730	20.00



1005442 639



QUADRULO FL



IP 55 IK04 L70B50 10

100-277V ~50/60Hz | 480mA
Total wattage: 7W
Material: aluminium/acrylic

- IP connection box


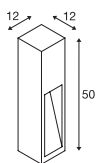


Down

340lm | 3000K

Options	Prod. no.	GBP
● anthracite	1005442	143.00

RUSTY® SLOT 50
Pole



220-240V ~50/60Hz
Total wattage: 9W
Material: FeCSi steel/polycarbonate (PC)

- Open cable end



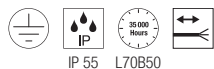
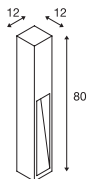
Down 30lm | 3000K

Options	Prod. no.	GBP
● rust	233447	266.00



Product	Prod. no.	GBP
Ground spike		
● grey	231230	40.00
Connection box IP68, 3-pole		
● black	228730	20.00

RUSTY® SLOT 80
Pole



220-240V ~50/60Hz
Total wattage: 9W
Material: FeCSi steel/polycarbonate (PC)

- Open cable end



Down 30lm | 3000K


Options	Prod. no.	GBP
● rust	233457	334.00



Product	Prod. no.	GBP
Ground spike		
● grey	231230	40.00
Connection box IP68, 3-pole		
● black	228730	20.00

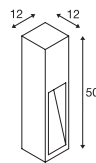


229410 641

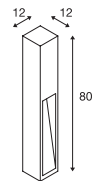


233457 640

RUSTY® SLOT 50
Pole, E27



RUSTY® SLOT 80
Pole, E27



229411 641



220-240V ~50/60Hz
Material: FeCSi steel/polycarbonate (PC)

- Open cable end



Base: 1xE27 Max. diameter: 4.8 cm L: 13.9 cm

Options	Prod. no.	GBP
● rust	229410	246.00



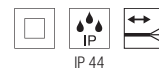
LED E27 | 8W | 240°
3000K | 880lm | EEK=E
8kWh/1000h



Prod. no.: 1005289 | 9.00 GBP



Product	Prod. no.	GBP
Ground spike		
● grey	231230	40.00
Connection box IP68, 3-pole		
● black	228730	20.00



220-240V ~50/60Hz
Material: FeCSi steel/polycarbonate (PC)

- Open cable end



Base: 1xE27 Max. diameter: 4.8 cm L: 13.9 cm

Options	Prod. no.	GBP
● rust	229411	309.00



LED E27 | 8W | 240°
4000K | 920lm | EEK=E
8kWh/1000h



Prod. no.: 1005290 | 9.00 GBP



Product	Prod. no.	GBP
Ground spike		
● grey	231230	40.00
Connection box IP68, 3-pole		
● black	228730	20.00

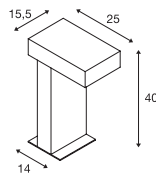


233090 642



229420 643

RUSTY® PATHLIGHT Pole, TCR-TSE



220-240V ~50/60Hz
Material: FeCSi steel/polycarbonate (PC)

- Open cable end



Base: 1xG53 Max. diameter: 7.5 cm L: 2.7 cm

Options	Prod. no.	GBP
● rust	230090	268.00



LED GX53 | 6.1W | 120°
3000K | 490lm | EEK=G
6kWh/1000h

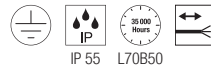
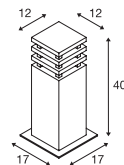


Prod. no.: 1005271 | 10.00 GBP



Product	Prod. no.	GBP
Ground spike		
● grey	229422	40.00
Connection box IP68, 3-pole		
● black	228730	20.00

RUSTY® 40 Pole



220-240V ~50/60Hz
Total wattage: 9W
Material: FeCSi steel/polycarbonate (PC)

- Open cable end



Down 90lm | 3000K


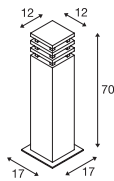
Options	Prod. no.	GBP
● rust	233427	266.00



Product	Prod. no.	GBP
Ground spike		
● grey	229422	40.00
Connection box IP68, 3-pole		
● black	228730	20.00



RUSTY® 70
Pole



220-240V ~50/60Hz
Total wattage: 9W
Material: FeCSi steel/polycarbonate (PC)


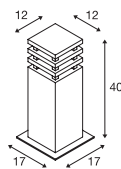
- Open cable end



Down 90lm | 3000K

Options	Prod. no.	GBP
● rust	233437	334.00

RUSTY® 40
Pole, E27



220-240V ~50/60Hz
Material: FeCSi steel/polycarbonate (PC)

- Open cable end



Base: 1xE27 Max. diameter: 4.8 cm L: 13.9 cm

Options	Prod. no.	GBP
● rust	229420	246.00



LED E27 | 8W | 240°
3000K | 880lm | EEK=E
8kWh/1000h

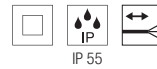
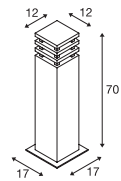


Prod. no.: 1005289 | 9.00 GBP



Product	Prod. no.	GBP
Ground spike		
● grey	229422	40.00
Connection box IP68, 3-pole		
● black	228730	20.00

RUSTY® 70
Pole, E27



220-240V ~50/60Hz
Material: FeCSi steel/polycarbonate (PC)

- Open cable end



Base: 1xE27 Max. diameter: 4.8 cm L: 13.9 cm

Options	Prod. no.	GBP
● rust	229421	309.00




LED E27 | 8W | 240°
4000K | 920lm | EEK=E
8kWh/1000h



Prod. no.: 1005290 | 9.00 GBP


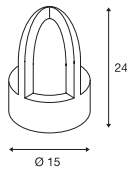


Product	Prod. no.	GBP
Ground spike		
● grey	229422	40.00
Connection box IP68, 3-pole		
● black	228730	20.00





RUSTY® CONE 24
FL, E14



220-240V ~50/60Hz
Material: FeCSi steel/glass



Base: 1xE14 Max. diameter: 4.8 cm L: 13.9 cm

Options	Prod. no.	GBP
● rust	229430	237.00


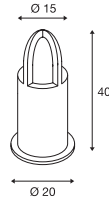


C35 | 4.2W | 320°
2700K | 350lm | EEK=G
5kWh/1000h



Prod. no.: 1005285 | 8.00 GBP

RUSTY® CONE 40
Pole, E27



220-240V ~50/60Hz
Material: FeCSi steel/glass



Base: 1xE27 Max. diameter: 4.8 cm L: 13.9 cm

Options	Prod. no.	GBP
● rust	229431	360.00



LED E27 | 8W | 240°
3000K | 880lm | EEK=E
8kWh/1000h

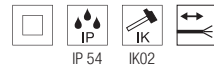
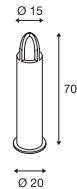


Prod. no.: 1005289 | 9.00 GBP



Product	Prod. no.	GBP
Ground spike		
● grey	229422	40.00
Connection box IP68, 3-pole		
● black	228730	20.00

RUSTY® CONE 70
Pole, E27



220-240V ~50/60Hz
Material: FeCSi steel/polycarbonate (PC)



Base: 1xE27 Max. diameter: 4.8 cm L: 13.9 cm

Options	Prod. no.	GBP
● rust	229432	428.00



LED E27 | 8W | 240°
3000K | 880lm | EEK=E
8kWh/1000h


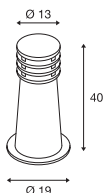


Prod. no.: 1005289 | 9.00 GBP



Product	Prod. no.	GBP
Ground spike		
● grey	229422	40.00
Connection box IP68, 3-pole		
● black	228730	20.00

RUSTY® 40
Pole, E27



220-240V ~50/60Hz
Material: FeCSi steel/polycarbonate (PC)

- Open cable end



Base: 1xE27 Max. diameter: 4.8 cm L: 13.9 cm

Options	Prod. no.	GBP
● rust	229020	246.00



LED E27 | 8W | 240°
4000K | 920lm | EEK=E
8kWh/1000h


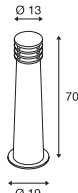


Prod. no.: 1005290 | 9.00 GBP



Product	Prod. no.	GBP
Ground spike		
● Stainless steel	229022	43.00
Connection box IP68, 3-pole		
● black	228730	20.00

RUSTY® 70
Pole, E27



220-240V ~50/60Hz
Material: FeCSi steel/polycarbonate (PC)

- Open cable end



Base: 1xE27 Max. diameter: 4.8 cm L: 13.9 cm

Options	Prod. no.	GBP
● rust	229021	309.00



LED E27 | 8W | 240°
3000K | 880lm | EEK=E
8kWh/1000h




Prod. no.: 1005289 | 9.00 GBP



Product	Prod. no.	GBP
Ground spike		
● Stainless steel	229022	43.00
Connection box IP68, 3-pole		
● black	228730	20.00




229020 646



231410 647



229021 646



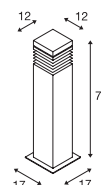
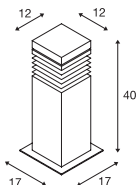
231411 647

ARROCK GRANITE 40

Pole, square, E27

ARROCK GRANITE 70

Pole, square, E27



IP 44

220-240V ~50/60Hz
Material: granite/stainless steel 304



IP 44

220-240V ~50/60Hz
Material: granite/stainless steel 304



Base: 1xE27 Max. diameter: 5.2 cm L: 11.5 cm

Options	Prod. no.	GBP
● grey	231410	308.00



LED E27 | 8W | 240°
3000K | 880lm | EEK=E
8kWh/1000h



Prod. no.: 1005289 | 9.00 GBP



Base: 1xE27 Max. diameter: 5.2 cm L: 11.5 cm

Options	Prod. no.	GBP
● grey	231411	373.00



LED E27 | 8W | 240°
4000K | 920lm | EEK=E
8kWh/1000h



Prod. no.: 1005290 | 9.00 GBP

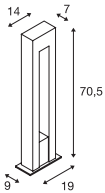


Product	Prod. no.	GBP
Ground spike		
● Stainless steel	229022	43.00
Connection box IP68, 3-pole		
● black	228730	20.00



Product	Prod. no.	GBP
Ground spike		
● Stainless steel	229022	43.00
Connection box IP68, 3-pole		
● black	228730	20.00

ARROCK ARC
Pole, QPAR51



220-240V ~50/60Hz
Material: granite/stainless steel 304



Base: 1xGU10 Max. diameter: 5.1 cm | L: 7.6 cm

Options	Prod. no.	GBP
● grey	231420	308.00




LED GU10 51mm | 6W | 38°
2700K | 450lm | EEK=F
6kWh/1000h



Prod. no.: 1005075 | 7.00 GBP

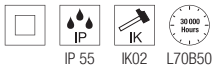
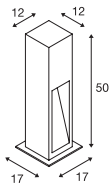


Product	Prod. no.	GBP
Ground spike		
● grey	231233	43.00





ARROCK STONE 50 Pole



220-240V ~50/60Hz | 700mA
Total wattage: 9W
Material: basalt/stainless steel 304



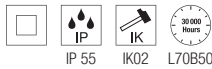
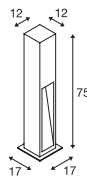
Down 330lm | 3000K

Options	Prod. no.	GBP
● grey	231370	355.00



Product	Prod. no.	GBP
Ground spike		
● grey	231233	43.00

ARROCK STONE 75 Pole



220-240V ~50/60Hz | 700mA
Total wattage: 9W
Material: basalt/stainless steel 304



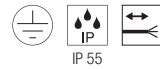
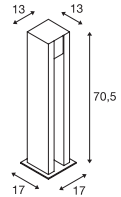
Down 330lm | 3000K

Options	Prod. no.	GBP
● grey	231371	407.00



Product	Prod. no.	GBP
Ground spike		
● grey	231233	43.00

ARROCK SLOT Pole, QPAR51



220-240V ~50/60Hz
Material: granite/stainless steel 304
• Open cable end



Base: 1xGU10

Options	Prod. no.	GBP
● grey	231440	355.00



LED GU10 51mm | 6W | 38°
2700K | 450lm | EEK=F
6kWh/1000h



Prod. no.: 1005076 | 7.00 GBP

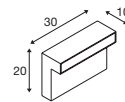


Product	Prod. no.	GBP
Ground spike		
● grey	231235	43.00
Connection box IP68, 3-pole		
● black	228730	20.00



1003535 651

L-LINE OUT 30 FL, vertical



1003538 651



220-240V ~50/60Hz | 500mA
Total wattage: 11.5W
Material: aluminium/polycarbonate (PC)

- The light colour must be set prior to installation
- Open cable end



CRI
80

Down 800lm | 3000K | 810lm | 4000K

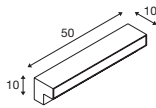
Options	Prod. no.	GBP
● anthracite	1003536	199.00



Product	Prod. no.	GBP
Connection box IP68, 3-pole		
● black	228730	20.00



L-LINE OUT 60 FL, vertical



220-240V ~50/60Hz | 500mA
Total wattage: 11.5W
Material: aluminium/polycarbonate (PC)

- The light colour must be set prior to installation
- Open cable end



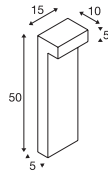
Down 780lm | 3000K | 800lm | 4000K

Options	Prod. no.	GBP
● anthracite	1003535	208.00



Product	Prod. no.	GBP
Connection box IP68, 3-pole		
● black	228730	20.00

L-LINE OUT 50 Pole, horizontal



220-240V ~50/60Hz | 350mA
Total wattage: 7W
Material: aluminium/polycarbonate (PC)

- The light colour must be set prior to installation
- Open cable end



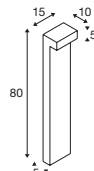
Down 490lm | 3000K | 530lm | 4000K

Options	Prod. no.	GBP
● anthracite	1003537	164.00



Product	Prod. no.	GBP
Connection box IP68, 3-pole		
● black	228730	20.00

L-LINE OUT 80 Pole, horizontal



220-240V ~50/60Hz | 350mA
Total wattage: 7W
Material: aluminium/polycarbonate (PC)

- The light colour must be set prior to installation
- Open cable end



Down 490lm | 3000K | 530lm | 4000K

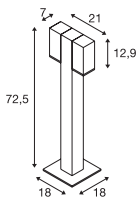
Options	Prod. no.	GBP
● anthracite	1003538	191.00



Product	Prod. no.	GBP
Connection box IP68, 3-pole		
● black	228730	20.00

THEO PATHLIGHT

Pole, double



220-240V ~50/60Hz
Material: aluminium



Base: 2xGU10

Options	Prod. no.	GBP
● anthracite	1002871	205.00




LED GU10 51mm | 6W | 38°
2700K | 450lm | EEK=F
6kWh/1000h



Prod. no.: 1005077 | 7.00 GBP



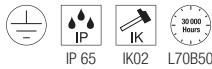
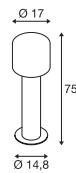
Product	Prod. no.	GBP
● Connection box IP68, 3-pole black	228730	20.00



1002871 652



OVALISK 75 Pole



220-240V ~50/60Hz | 500mA
Total wattage: 9.2W
Material: aluminium/glass



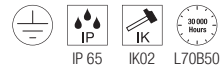
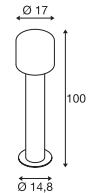
Down 580lm | 3000K | 630lm | 4000K

Options	Prod. no.	GBP
● anthracite	1004680	285.00



Product	Prod. no.	GBP
Concrete anchor		
○ silver	228712	55.00
Ground spike		
● grey	228722	50.00
Connection box IP68, 3-pole		
● black	228730	20.00

OVALISK 100 Pole



220-240V ~50/60Hz | 500mA
Total wattage: 9.2W
Material: aluminium/glass



Down 580lm | 3000K | 630lm | 4000K


Options	Prod. no.	GBP
● anthracite	1004681	311.00

1004680 653





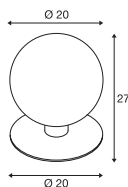
1002000 655



1002001 655



GLOO PURE 27 Pole, E27




220-240V ~50/60Hz
Material: aluminium/glass



- Open cable end



Base: 1xE27 Max. diameter: 4.8 cm L: 18 cm

Options	Prod. no.	GBP
● anthracite	1001999	80.00

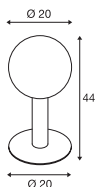
 | 13.5W | 240°
 3000K | 1520lm | EEK=E
 14kWh/1000h

Prod. no.: 1005307 | 11.00 GBP

Product	Prod. no.	GBP
Ground spike		
● grey	231234	45.00
Connection box IP68, 3-pole		
● black	228730	20.00

GLOO PURE 44 Pole, E27




220-240V ~50/60Hz
Material: aluminium/glass



- Open cable end



Base: 1xE27 Max. diameter: 4.8 cm L: 18 cm

Options	Prod. no.	GBP
● anthracite	1002000	107.00

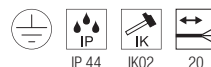
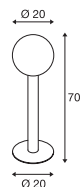
 | LED E27 | 8W | 240°
 3000K | 880lm | EEK=E
 8kWh/1000h

Prod. no.: 1005289 | 9.00 GBP

Product	Prod. no.	GBP
Ground spike		
● grey	231234	45.00
Connection box IP68, 3-pole		
● black	228730	20.00

GLOO PURE 70 Pole, E27



220-240V ~50/60Hz
Material: aluminium/glass


- Open cable end



Base: 1xE27 Max. diameter: 4.8 cm L: 18 cm

Options	Prod. no.	GBP
● anthracite	1002001	117.00

 | 13.5W | 240°
 3000K | 1520lm | EEK=E
 14kWh/1000h

Prod. no.: 1005307 | 11.00 GBP

Product	Prod. no.	GBP
Ground spike		
● grey	231234	45.00
Connection box IP68, 3-pole		
● black	228730	20.00

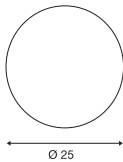


227221 657

227219 657



ROTOBALL 25
FL, E27



220-240V ~50/60Hz
Material: steel/polyethylene (PE)

- IP44 contour plug



Base: 1xE27

Options	Prod. no.	GBP
<input type="radio"/> white	227219	139.00

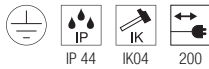
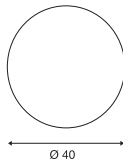


A60 | 7.5W | 320°
2700K | 800lm | EEK=F
8kWh/1000h



Prod. no.: 1005303 | 9.00 GBP

ROTOBALL 40
FL, E27



220-240V ~50/60Hz
Material: steel/polyethylene (PE)

- IP44 safety plug



Base: 1xE27

Max. diameter: 9.5 cm

Options	Prod. no.	GBP
<input type="radio"/> white	227220	156.00

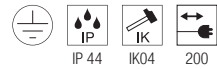
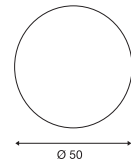


LED E27 | 8W | 240°
3000K | 880lm | EEK=E
8kWh/1000h



Prod. no.: 1005289 | 9.00 GBP

ROTOBALL 50
FL, E27



220-240V ~50/60Hz
Material: steel/polyethylene (PE)

- IP44 safety plug



Base: 1xE27

Max. diameter: 9.5 cm



Options	Prod. no.	GBP
<input type="radio"/> white	227221	208.00



A60 | 7.5W | 320°
2700K | 800lm | EEK=F
8kWh/1000h

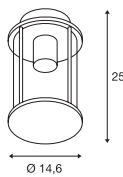


Prod. no.: 1005303 | 9.00 GBP





PHOTONIA PD, E27



220-240V ~50/60Hz
Material: aluminium/glass

- Suspension chain included
- IP44 safety plug

SOCKET INSIDE $\le 60\text{W}$

Base: 1xE27 Max. diameter: 9 cm L: 15 cm

Options	Prod. no.	GBP
● anthracite	232065	205.00



LED E27 | 7.5W | 320°
2700K | 800lm | EEK=F
8kWh/1000h

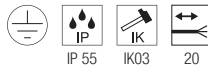


Prod. no.: 1005268 | 11.00 GBP



Product	Prod. no.	GBP
Ceiling rosette		
● anthracite	1000398	69.00

PHOTONIA Pole, E27



220-240V ~50/60Hz
Material: aluminium/glass

- Open cable end

SOCKET INSIDE $\le 60\text{W}$

Base: 1xE27 Max. diameter: 9 cm L: 15 cm

Options	Prod. no.	GBP
● anthracite	232075	236.00



LED E27 | 7.5W | 320°
2500K | 700lm | EEK=F
8kWh/1000h

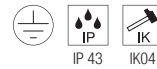
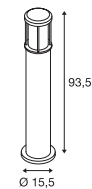


Prod. no.: 1005265 | 23.00 GBP



Product	Prod. no.	GBP
Concrete anchor		
● Stainless steel	232085	43.00
Connection box IP68, 3-pole		
● black	228730	20.00

OTOS GLAS Pole, E27



220-240V ~50/60Hz
Material: aluminium/glass

- Concrete anchor included

SOCKET INSIDE $\le 15\text{W}$

Base: 1xE27 Max. diameter: 6.5 cm L: 14.5 cm

Options	Prod. no.	GBP
● anthracite	230465	124.00



A60 | 7.5W | 320°
2700K | 800lm | EEK=F
8kWh/1000h

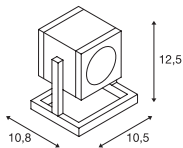


Prod. no.: 1005303 | 9.00 GBP



Product	Prod. no.	GBP
Screw set		
● Stainless steel	228753	8.00
Connection box IP68, 3-pole		
● black	228730	20.00

CUBIX
FL, QPAR51



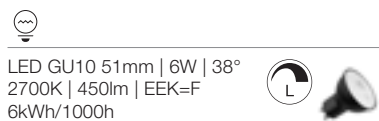
220-240V ~50/60Hz
Material: aluminium/glass

- IP44 safety plug



Base: 1xGU10

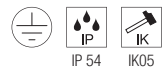
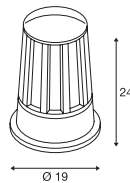
Options	Prod. no.	GBP
● anthracite	132835	109.00



LED GU10 51mm | 6W | 38°
2700K | 450lm | EEK=F
6kWh/1000h

Prod. no.: 1005077 | 7.00 GBP

CONE
FL, E27



220-240V ~50/60Hz
Material: aluminium/glass



Base: 1xE27 max. L: 15 cm

Options	Prod. no.	GBP
● anthracite	230435	86.00




LED E27 | 7.5W | 320°
2500K | 700lm | EEK=F
8kWh/1000h

Prod. no.: 1005265 | 23.00 GBP



132835 660

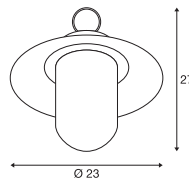


230435 660



1000821 661

MOLAT
PD, E27



220-240V ~50/60Hz
Material: aluminium/glass

- Suspension chain included
- IP44 safety plug



Base: 1xE27 Max. diameter: 6.5 cm L: 14.5 cm

Options	Prod. no.	GBP
● anthracite	1000821	127.00



LED E27 | 7.5W | 320°
2700K | 800lm | EEK=F
8kWh/1000h

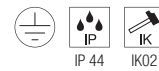
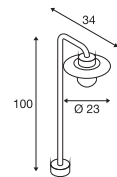


Prod. no.: 1005268 | 11.00 GBP



Product	Prod. no.	GBP
Ceiling rosette		
● anthracite	1000398	69.00

MOLAT
Pole, E27



220-240V ~50/60Hz
Material: aluminium/glass



Base: 1xE27 Max. diameter: 6.5 cm L: 14.5 cm

Options	Prod. no.	GBP
● anthracite	1000822	156.00



LED E27 | 7.5W | 320°
2500K | 700lm | EEK=F
8kWh/1000h



Prod. no.: 1005265 | 23.00 GBP

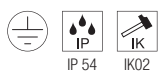
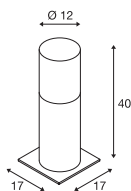


Product	Prod. no.	GBP
Ground spike		
● grey	230060	46.00



1000822 661

LISENNE 40
Pole, E27



220-240V ~50/60Hz
Material: basalt/glass



Base: 1xE27 Max. diameter: 5.9 cm L: 15 cm

Options	Prod. no.	GBP
● grey	1000665	344.00



LED E27 | 7.5W | 320°
2700K | 800lm | EEK=F
8kWh/1000h

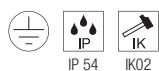
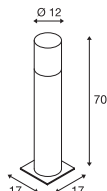


Prod. no.: 1005268 | 11.00 GBP



Product	Prod. no.	GBP
Ground spike		
● grey	229422	40.00

LISENNE 70
Pole, E27



220-240V ~50/60Hz
Material: basalt/glass



Base: 1xE27 Max. diameter: 5.9 cm L: 15 cm

Options	Prod. no.	GBP
● grey	1000666	393.00




LED E27 | 7.5W | 320°
2700K | 800lm | EEK=F
8kWh/1000h



Prod. no.: 1005268 | 11.00 GBP



Product	Prod. no.	GBP
Ground spike		
● grey	229422	40.00

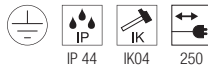
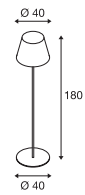
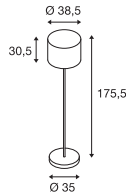


228965 663



ADEGAN MANILA
FL, E27

ADEGAN
FL, E27



220-240V ~50/60Hz
Material: granite/stainless steel

- IP44 safety plug



Base: 1xE27 Max. diameter: 4.8 cm L: 18 cm

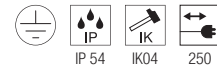
Options	Prod. no.	GBP
● stainless steel/ anthracite	1002494	338.00



LED E27 | 8W | 240°
3000K | 880lm | EEK=E
8kWh/1000h



Prod. no.: 1005289 | 9.00 GBP



220-240V ~50/60Hz
Material: aluminium/polycarbonate (PC)

- IP44 safety plug



Base: 1xE27 Max. diameter: 5.2 cm

Options	Prod. no.	GBP
● anthracite	228965	260.00



LED E27 | 8W | 240°
3000K | 880lm | EEK=E
8kWh/1000h



Prod. no.: 1005289 | 9.00 GBP



Product	Prod. no.	GBP
Ground spike		
● anthracite	228960	31.00



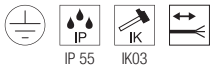
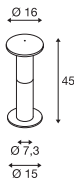
228935 665



228925 665



ALPA MUSHROOM 45
Pole, E27



220-240V ~50/60Hz
Material: aluminium/polycarbonate (PC)

- Open cable end



Base: 1xE27 Max. diameter: 5.2 cm L: 16 cm

Options	Prod. no.	GBP
● anthracite	228935	113.00



LED E27 | 8W | 240°
3000K | 880lm | EEK=E
8kWh/1000h

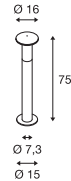


Prod. no.: 1005289 | 9.00 GBP



Product	Prod. no.	GBP
Concrete anchor		
○ silver	228712	55.00
Ground spike		
● grey	228722	50.00
Connection box IP68, 3-pole		
● black	228730	20.00

ALPA MUSHROOM 75
Pole, E27



220-240V ~50/60Hz
Material: aluminium/polycarbonate (PC)

- Open cable end



Base: 1xE27 Max. diameter: 5.2 cm L: 16 cm

Options	Prod. no.	GBP
● anthracite	228945	139.00



LED E27 | 8W | 240°
3000K | 880lm | EEK=E
8kWh/1000h

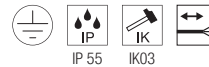
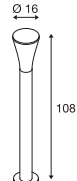


Prod. no.: 1005289 | 9.00 GBP



Product	Prod. no.	GBP
Concrete anchor		
○ silver	228712	55.00
Ground spike		
● grey	228722	50.00
Connection box IP68, 3-pole		
● black	228730	20.00

ALPA CONE 100
Pole, E27



220-240V ~50/60Hz
Material: aluminium/polycarbonate (PC)

- Open cable end



Base: 1xE27 Max. diameter: 5.2 cm L: 17.5 cm

Options	Prod. no.	GBP
● anthracite	228925	164.00



| 13.5W | 240°
3000K | 1520lm | EEK=E
14kWh/1000h


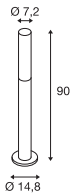


Prod. no.: 1005307 | 11.00 GBP



Product	Prod. no.	GBP
Concrete anchor		
○ silver	228712	55.00
Ground spike		
● grey	228722	50.00
Connection box IP68, 3-pole		
● black	228730	20.00

APONI 90
Pole, PHASE



IP 65 L70B50

220-240V ~50/60Hz | 500mA
Total wattage: 6.3W
Material: aluminium

- Open cable end



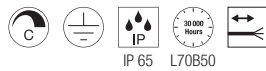
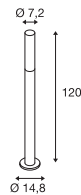
Down 520lm | 3000K

Options	Prod. no.	GBP
● anthracite	1000682	223.00



Product	Prod. no.	GBP
Connection box IP68, 3-pole		
● black	228730	20.00

APONI 120
Pole, PHASE



IP 65 L70B50

220-240V ~50/60Hz | 500mA
Total wattage: 6.3W
Material: aluminium

- Open cable end





Down 520lm | 3000K

Options	Prod. no.	GBP
● anthracite	1000683	275.00



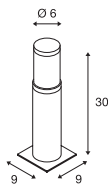
Product	Prod. no.	GBP
Connection box IP68, 3-pole		
● black	228730	20.00





1000682 666

TRUST 30
Pole



220-240V ~50/60Hz
Total wattage: 9W
Material: stainless steel 316



Down 400lm | 3000K

Options	Prod. no.	GBP
● Stainless steel	228100	223.00

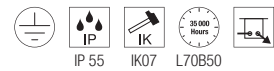
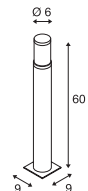


Product	Prod. no.	GBP
Ground spike		
● black	227922	46.00
Ring-shaped grid		
● Stainless steel	228130	84.00
Connection box IP68, 3-pole		
● black	228730	20.00

228110 667



TRUST 60
Pole



220-240V ~50/60Hz
Total wattage: 9W
Material: stainless steel 316



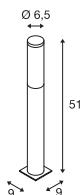
Down 400lm | 3000K

Options	Prod. no.	GBP
● Stainless steel	228110	285.00



Product	Prod. no.	GBP
Ground spike		
● black	227922	46.00
Ring-shaped grid		
● Stainless steel	228130	84.00
Connection box IP68, 3-pole		
● black	228730	20.00

BIG NAILS 50
POLE, E27




220-240V ~50/60Hz
Material: stainless steel 304/
polycarbonate (PC)



Base: 1xE27 Max. diameter: 4.5 cm L: 17 cm

Options	Prod. no.	GBP
● Stainless steel	229162	139.00


 LED E27 | 8W | 240°
 3000K | 880lm | EEK=E
 8kWh/1000h
 


Prod. no.: **1005289** | **9.00 GBP**



Product	Prod. no.	GBP
Ground spike		
● black	227922	46.00

BIG NAILS 80
POLE, E27



220-240V ~50/60Hz
Material: stainless steel 304/
polycarbonate (PC)



Base: 1xE27 Max. diameter: 4.5 cm L: 17 cm


Options	Prod. no.	GBP
● Stainless steel	229172	160.00


 | 13.5W | 240°
 3000K | 1520lm | EEK=E
 14kWh/1000h
 


Prod. no.: **1005307** | **11.00 GBP**


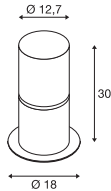


Product	Prod. no.	GBP
Ground spike		
● black	227922	46.00





ROX ACRYL 30 Pole, E27



220-240V ~50/60Hz
Material: stainless steel 304



Base: 1xE27 Max. diameter: 6 cm L: 15 cm

Options	Prod. no.	GBP
● Stainless steel	1001488	139.00



LED E27 | 8W | 240°
3000K | 880lm | EEK=E
8kWh/1000h


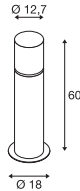


Prod. no.: 1005289 | 9.00 GBP



Product	Prod. no.	GBP
Concrete anchor		
● Stainless steel	1001494	26.00
Ground spike		
● grey	231234	45.00
T-connector box		
● black	228726	31.00

ROX ACRYL 60 Pole, E27



220-240V ~50/60Hz
Material: stainless steel 304



Base: 1xE27 Max. diameter: 6 cm L: 15 cm

Options	Prod. no.	GBP
● Stainless steel	1001489	164.00



LED E27 | 8W | 240°
3000K | 880lm | EEK=E
8kWh/1000h

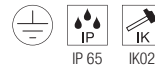
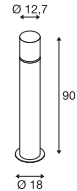


Prod. no.: 1005289 | 9.00 GBP



Product	Prod. no.	GBP
Concrete anchor		
● Stainless steel	1001494	26.00
Ground spike		
● grey	231234	45.00
T-connector box		
● black	228726	31.00

ROX ACRYL 90 Pole, E27



220-240V ~50/60Hz
Material: stainless steel 304



Base: 1xE27 Max. diameter: 6 cm L: 15 cm

Options	Prod. no.	GBP
● Stainless steel	1001490	181.00



| 13.5W | 240°
3000K | 1520lm | EEK=E
14kWh/1000h



Prod. no.: 1005307 | 11.00 GBP



Product	Prod. no.	GBP
Concrete anchor		
● Stainless steel	1001494	26.00
Ground spike		
● grey	231234	45.00
T-connector box		
● black	228726	31.00



230066 671

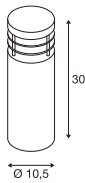


23006 671



VAP SLIM 30

Pole, E27



220-240V ~50/60Hz
Material: stainless steel 304



Base: 1xE27 Max. diameter: 5.1 cm L: 12.6 cm

Options	Prod. no.	GBP
● Stainless steel	230063	147.00



LED E27 | 8W | 240°
3000K | 880lm | EEK=E
8kWh/1000h



Prod. no.: 1005289 | 9.00 GBP



Product	Prod. no.	GBP
Concrete anchor		
● Stainless steel	230061	23.00
Ground spike		
● grey	230060	46.00

VAP SLIM 60

Pole, E27



220-240V ~50/60Hz
Material: stainless steel 304



Base: 1xE27 Max. diameter: 5.1 cm L: 12.6 cm

Options	Prod. no.	GBP
● Stainless steel	230066	164.00



LED E27 | 8W | 240°
4000K | 920lm | EEK=E
8kWh/1000h




Prod. no.: 1005290 | 9.00 GBP



Product	Prod. no.	GBP
Concrete anchor		
● Stainless steel	230061	23.00
Ground spike		
● grey	230060	46.00

VAP SLIM 90

Pole, E27



220-240V ~50/60Hz
Material: stainless steel 304



Base: 1xE27 Max. diameter: 5.1 cm L: 12.6 cm

Options	Prod. no.	GBP
● Stainless steel	230069	191.00



LED E27 | 8W | 240°
3000K | 880lm | EEK=E
8kWh/1000h

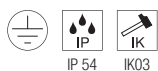
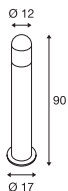


Prod. no.: 1005289 | 9.00 GBP



Product	Prod. no.	GBP
Concrete anchor		
● Stainless steel	230061	23.00
Ground spike		
● grey	230060	46.00

C-POL
POLE, E27



220-240V ~50/60Hz
Material: aluminium/polycarbonate (PC)



Base: 1xE27 Max. diameter: 5.2 cm L: 17.3 cm

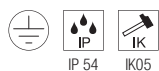
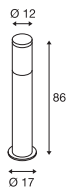
Options	Prod. no.	GBP
● anthracite	231475	173.00

| 13.5W | 240°
 3000K | 1520lm | EEK=E
 14kWh/1000h

Prod. no.: 1005307 | 11.00 GBP

Product	Prod. no.	GBP
Connection box IP68, 3-pole		
● black	228730	20.00

F-POL
POLE, E27



220-240V ~50/60Hz
Material: aluminium/polycarbonate (PC)




Base: 1xE27 Max. diameter: 5.1 cm L: 14.8 cm

Options	Prod. no.	GBP
● anthracite	231595	164.00


LED E27 | 8W | 240°
 3000K | 880lm | EEK=E
 8kWh/1000h

Prod. no.: 1005289 | 9.00 GBP


Product	Prod. no.	GBP
Connection box IP68, 3-pole		
● black	228730	20.00



231475 672



231595 672

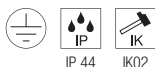
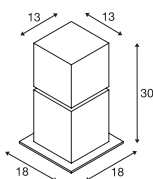


1000344 673



SQUARE POLE 30

Pole, E27



220-240V ~50/60Hz
Material: stainless steel 304



Base: 1xE27 Max. diameter: 6 cm L: 15 cm

Options	Prod. no.	GBP
● Stainless steel	1000344	199.00



LED E27 | 8W | 240°
3000K | 880lm | EEK=E
8kWh/1000h



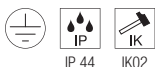
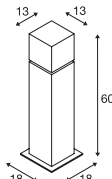
Prod. no.: 1005289 | 9.00 GBP



Product	Prod. no.	GBP
Concrete anchor		
● Stainless steel	1000343	47.00
Ground spike		
● grey	231234	45.00
Connection box IP68, 3-pole		
● black	228730	20.00

SQUARE POLE 60

Pole, E27



220-240V ~50/60Hz
Material: stainless steel 304



Base: 1xE27 Max. diameter: 6 cm L: 15 cm

Options	Prod. no.	GBP
● Stainless steel	1000345	251.00



| 13.5W | 240°
3000K | 1520lm | EEK=E
14kWh/1000h



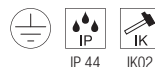
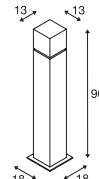
Prod. no.: 1005307 | 11.00 GBP



Product	Prod. no.	GBP
Concrete anchor		
● Stainless steel	1000343	47.00
Ground spike		
● grey	231234	45.00
Connection box IP68, 3-pole		
● black	228730	20.00

SQUARE POLE 90

Pole, E27



220-240V ~50/60Hz
Material: stainless steel 304



Base: 1xE27 Max. diameter: 6 cm L: 15 cm

Options	Prod. no.	GBP
● Stainless steel	1000346	295.00



| 13.5W | 240°
3000K | 1520lm | EEK=E
14kWh/1000h



Prod. no.: 1005307 | 11.00 GBP



Product	Prod. no.	GBP
Concrete anchor		
● Stainless steel	1000343	47.00
Ground spike		
● grey	231234	45.00
Connection box IP68, 3-pole		
● black	228730	20.00

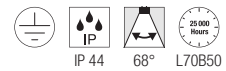
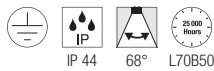
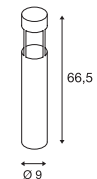
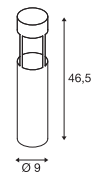
231455 675





SLOTS 45 Pole

SLOTS 65 Pole



220-240V ~50/60Hz
 Total wattage: 4.5W
 Material: aluminium

220-240V ~50/60Hz
 Total wattage: 4.5W
 Material: aluminium

- Concrete anchor included

- Concrete anchor included



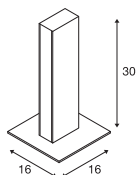
Down 200lm | 3000K

Down 200lm | 3000K

Options	Prod. no.	GBP
● anthracite	231815	156.00
● rust	231817	156.00

Options	Prod. no.	GBP
● anthracite	231455	164.00
● rust	231457	164.00

H-POL 30 Pole



100-277V ~50/60Hz | 480mA
 Total wattage: 9.7W
 Material: aluminium/plastic

- This product is intended for in-floor installation
- A larger recessed fixing kit is available for optional installation in the ground. Installation dimensions
 L: 14cm W: 14cm D: 16cm



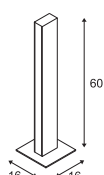
Down 350lm | 3000K

Options	Prod. no.	GBP
● anthracite	232155	208.00



Product	Prod. no.	GBP
Recessed fixing kit 14x14 cm		
● black	232195	43.00

H-POL 60 Pole



100-277V ~50/60Hz | 500mA
 Total wattage: 18W
 Material: aluminium/plastic

- This product is intended for in-floor installation.
- A larger recessed fixing kit is available for optional installation in the ground. Installation dimensions
 L: 14cm W: 14cm D: 16cm




Down 700lm | 3000K

Options	Prod. no.	GBP
● anthracite	232165	303.00




Product	Prod. no.	GBP
Recessed fixing kit 14x14 cm		
● black	232195	43.00



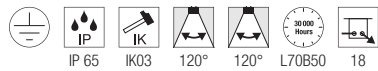
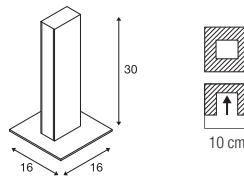
232155

676



232185 677

H-POL TWIN 30 Pole



100-277V ~50/60Hz | 500mA
 Total wattage: 18W
 Material: aluminium/plastic

- This product is intended for in-floor installation.
- A larger recessed fixing kit is available for optional installation in the ground.
 Installation dimensions
 L: 14cm W: 14cm D: 16cm



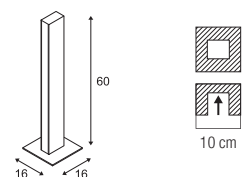
Down 350lm | 3000K

Options	Prod. no.	GBP
● anthracite	232175	286.00



Product	Prod. no.	GBP
Recessed fixing kit 14x14 cm		
● black	232195	43.00

H-POL TWIN 60 Pole



220-240V ~50/60Hz | 1000mA
 Total wattage: 35W
 Material: aluminium/plastic

- This product is intended for in-floor installation.
- A larger recessed fixing kit is available for optional installation in the ground.
 Installation dimensions
 L: 14cm W: 14cm D: 16cm




Down 700lm | 3000K

Options	Prod. no.	GBP
● anthracite	232185	398.00



Product	Prod. no.	GBP
Recessed fixing kit 14x14 cm		
● black	232195	43.00



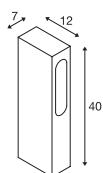


232135 678



232145 678

SLOTBOX 40 Pole



100-277 V ~50/60 Hz | 700 mA
Total wattage: 8W
Material: aluminium

- Open cable end



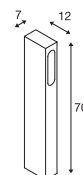
Down 160lm | 3000K

Options	Prod. no.	GBP
● anthracite	232135	173.00



Product	Prod. no.	GBP
Connection box IP68, 3-pole		
● black	228730	20.00

SLOTBOX 70 Pole



100-277 V ~50/60 Hz | 700 mA
Total wattage: 8.7W
Material: aluminium

- Open cable end




Down 160lm | 3000K

Options	Prod. no.	GBP
● anthracite	232145	208.00



Product	Prod. no.	GBP
Connection box IP68, 3-pole		
● black	228730	20.00

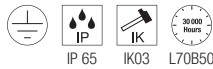
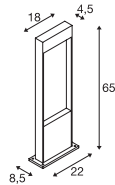



1002957 679



1002958 679

FLATT 65 POLE



100-240V ~50/60Hz | 350mA
Total wattage: 10W
Material: aluminium/aluminium

- Light colour can be selected using the switch inside the housing prior to installation



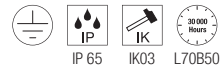
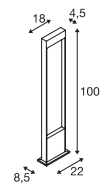
Down 400lm | 3000K | 400lm | 4000K

Options	Prod. no.	GBP
● anthracite	1002956	213.00
● brown/anthracite	1002957	213.00



Product	Prod. no.	GBP
Connection box IP68, 3-pole		
● black	228730	20.00

FLATT 100 POLE



100-240V ~50/60Hz | 350mA
Total wattage: 10W
Material: aluminium/aluminium

- Light colour can be selected using the switch inside the housing prior to installation



Down 400lm | 3000K | 400lm | 4000K

Options	Prod. no.	GBP
● anthracite	1002958	260.00
● brown/anthracite	1002959	260.00




Product	Prod. no.	GBP
Connection box IP68, 3-pole		
● black	228730	20.00



1002991 681



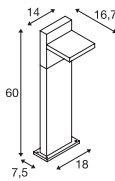
1002992 681



231305 681



ABRIDOR 60 Pole



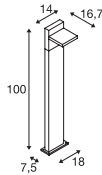
100-240V ~50/60Hz | 300mA
 Total wattage: 12W
 Material: aluminium



Down 950lm | 3000K | 980lm | 4000K

Options	Prod. no.	GBP
● anthracite	1002991	191.00

ABRIDOR 100 Pole



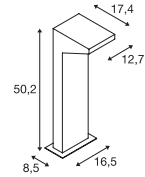
100-240V ~50/60Hz | 300mA
 Total wattage: 12W
 Material: aluminium



Down 950lm | 3000K | 980lm | 4000K

Options	Prod. no.	GBP
● anthracite	1002992	242.00

IPERI 50 Pole



220-240V ~50/60Hz
 Total wattage: 4.5W
 Material: aluminium/plastic



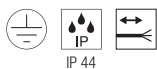
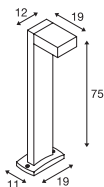
Down 400lm | 4000K

Options	Prod. no.	GBP
● anthracite	231305	111.00



Product	Prod. no.	GBP
Ground spike		
● grey	231231	43.00

QUADRASYL 75
Pole, TCR-TSE



220-240V ~50/60Hz
Material: aluminium

- Concrete anchor included
- Open cable end



Base: 1xG53 Max. diameter: 7.5 cm L: 2.7 cm

Options	Prod. no.	GBP
● anthracite	232295	143.00
● grey	232294	143.00



LED GX53 | 6.1W | 120°
3000K | 490lm | EEK=G
6kWh/1000h



Prod. no.: 1005271 | 10.00 GBP



Product	Prod. no.	GBP
T-connector box		
● black	228726	31.00

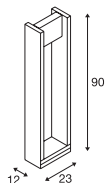


232295 682



1003001 683

QUAD POLE Pole



- IP 65
- IK02
- 100°
- L70B50
- 180°
- 25 000 Hours
-

100-277V ~50/60Hz | 500mA
 Total wattage: 18W
 Material: aluminium/glass

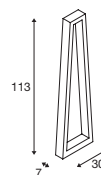
- Open cable end



Down 1550lm | 3000K

Options	Prod. no.	GBP
● anthracite	1003001	318.00

BOOKAT Pole



- IP 65
- IK05
- L70B50
- 10°
- 30 000 Hours
-

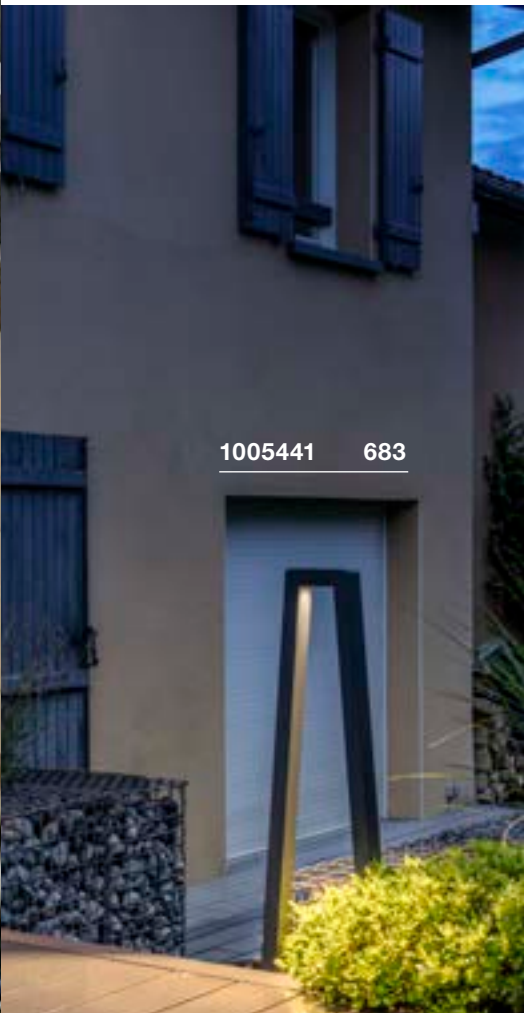
100-277 V ~50/60 Hz | 700 mA
 Total wattage: 15W
 Material: aluminium/polycarbonate (PC)

- IP connection box included
- IP connection box



Down 1240lm | 3000K | 1300lm | 4000K

Options	Prod. no.	GBP
● anthracite	1005441	346.00

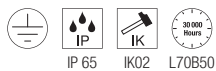
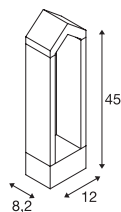


1005441 683



Product	Prod. no.	GBP
Connection box IP68, 3-pole		
● black	228730	20.00

RASCALI 45
Pole



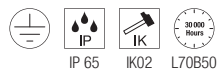
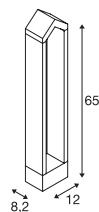
220-240V ~50/60Hz
Total wattage: 8W
Material: aluminium



Down 360lm | 3000K

Options	Prod. no.	GBP
● anthracite	1000799	158.00

RASCALI 65
Pole





220-240V ~50/60Hz
Total wattage: 8W
Material: aluminium



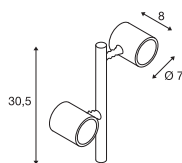
Down 360lm | 3000K

Options	Prod. no.	GBP
● anthracite	1000801	178.00





MYRA SPOT
Double, GU10



220-240V ~50/60Hz
Material: aluminium

- The height of the light can be increased by a maximum of 2 extension rods.
- Open cable end

SOCKET INSIDE <4.5 W

Base: 2xGU10 Max. diameter: 5.1 cm L: 5.7 cm

Options	Prod. no.	GBP
● anthracite	233185	145.00

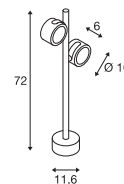
LED GU10 51mm | 6W | 38°
 2700K | 450lm | EEK=F
 6kWh/1000h

Prod. no.: 1005075 | 7.00 GBP

Product	Prod. no.	GBP
Concrete anchor		
● silver	228712	55.00
Screw set		
● Stainless steel	228752	6.00
Pedestal		
● anthracite	233145	23.00
Extension rod 30cm		
● anthracite	233165	23.00



SITRA 360
Pole, TCR-TSE



220-240V ~50/60Hz
Material: aluminium/glass

SOCKET INSIDE <9 W

Base: 2xG53 Max. diameter: 7.5 cm L: 3.5 cm

Options	Prod. no.	GBP
● anthracite	231505	139.00

LED GX53 | 6.1W | 120°
 3000K | 490lm | EEK=G
 6kWh/1000h

Prod. no.: 1005271 | 10.00 GBP

Product	Prod. no.	GBP
Ground spike		
● grey	230060	46.00





1001962 697



LED
SYNA PLANT | 689



LED
SYNA GARDEN | 689



LED
SYNA | 689



LED
FLOODI S | 691



LED
FLOODI M | 691



LED
FLOODI L | 691



LED
GALEN 60 | 692



LED
GALEN 120 | 692



LED
FLAC BEAM® | 693



SOCKET
SAMRINA | 693



SOCKET
NAUTILUS 10 | 694



SOCKET
BIG NAUTILUS | 694



SOCKET
NAUTILUS 10 | 695



LED
NAUTILUS 10 | 696



SOCKET
NAUTILUS | 697



SOCKET
NAUTILUS 10
SPOT | 697



LED
NAUTILUS 10
SPOT LED | 697



LED
DASAR®
PROJECTOR | 698



LED
DASAR® 920 | 698



LED
HELIA SPOT S | 699



LED
HELIA SPOT L | 699



SOCKET
THEO BRACKET | 701



LED
LED SPIKE | 701




SOCKET
SITRA 360 SPIKE | 703



SOCKET
SITRA 360 SPIKE | 703



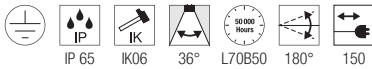
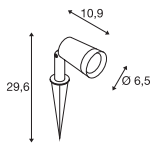
227505 689



1007147 689



SYNA PLANT
SP



220-240V ~50/60Hz | 250mA
Total wattage: 6W
Material: aluminium

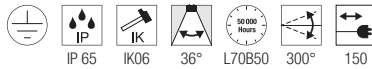
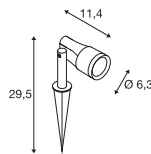
- IP44 safety plug



Down 540lm | 3000K

Options	Prod. no.	GBP
● black	1007146 ●	56.00

SYNA GARDEN
SP



220-240V ~50/60Hz | 250mA
Total wattage: 6W
Material: aluminium

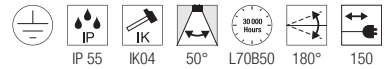
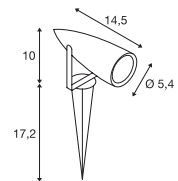
- IP44 safety plug



Down 540lm | 3000K

Options	Prod. no.	GBP
● black	1007147 ●	60.00

SYNA
SP



220-240V ~50/60Hz
Total wattage: 9W
Material: aluminium/acrylic

- IP44 safety plug



Down 470lm | 3000K

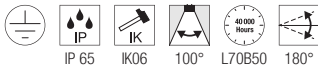
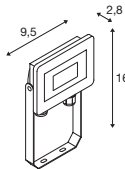
Options	Prod. no.	GBP
● anthracite	227505	69.00



1006193 691



FLOODI S SP



220-240V ~50/60Hz
Total wattage: 9.3W
Material: aluminium



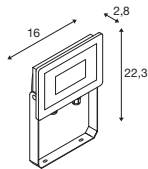
Down 1040lm | 3000K

Options	Prod. no.	GBP
● anthracite	1006191	26.00



Product	Prod. no.	GBP
Sensor		
● black	1006326	25.00

FLOODI M SP



220-240V ~50/60Hz
Total wattage: 30W
Material: aluminium



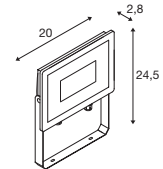
Down 2980lm | 3000K

Options	Prod. no.	GBP
● anthracite	1006192	39.00



Product	Prod. no.	GBP
Sensor		
● black	1006326	25.00

FLOODI L SP



220-240V ~50/60Hz
Total wattage: 48W
Material: aluminium



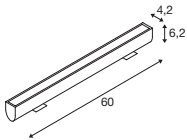
Down 5150lm | 3000K

Options	Prod. no.	GBP
● anthracite	1006193	52.00



Product	Prod. no.	GBP
Sensor		
● black	1006326	25.00

GALEN 60
SP



220-240V ~50/60Hz | 450mA
Total wattage: 18W
Material: aluminium/glass



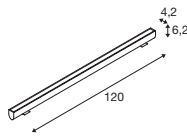
Down 1570lm | 3000K | 1570lm | 4000K

Options	Prod. no.	GBP
● anthracite	1003447	197.00



Product	Prod. no.	GBP
5m connection cable with open cable end		
● black	231960	25.00
Connection cable 1.0m		
● black	231961	17.00

GALEN 120
SP



220-240V ~50/60Hz | 900mA
Total wattage: 34W
Material: aluminium/glass



Down 3000lm | 3000K | 3100lm | 4000K

Options	Prod. no.	GBP
● anthracite	1003448	291.00



Product	Prod. no.	GBP
5m connection cable with open cable end		
● black	231960	25.00
Connection cable 1.0m		
● black	231961	17.00



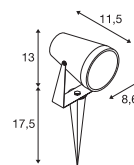
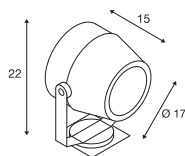


FLAC BEAM®
SP

SAMRINA
SP, single, GU10



1003448 692



220-240V ~50/60Hz
Total wattage: 27W
Material: aluminium/glass

220-240V ~50/60Hz
Material: plastic/glass

- IP44 safety plug

- Contains recycled material
- IP44 safety plug

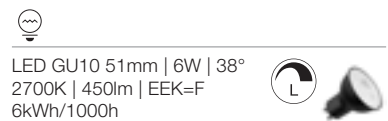


Down 1600lm | 3000K

Base: GU10 Max. diameter: 6 cm | L: 6 cm

Options	Prod. no.	GBP
● grey	231072	422.00

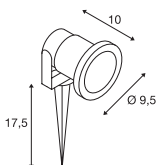
Options	Prod. no.	GBP
● black	1004757	40.00



Prod. no.: 1005077 | 7.00 GBP



NAUTILUS 10
SP, Round, QPAR51



220-240V ~50/60Hz
Material: aluminium

- IP44 safety plug



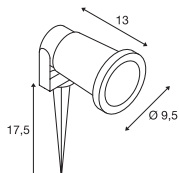
Base: 1xGU10 max. L: 5.7 cm

Options	Prod. no.	GBP
● grey	227418	24.00

LED GU10 51mm | 6W | 38°
 2700K | 450lm | EEK=F
 6kWh/1000h

Prod. no.: 1005077 | 7.00 GBP

BIG NAUTILUS
SP, Round, QPAR51



220-240V ~50/60Hz
Material: aluminium

- IP44 safety plug




Base: GU10 Max. diameter: 5.1 cm | L: 8.3 cm


Options	Prod. no.	GBP
● black	227410	26.00
● rust	1001964	26.00
● green	1001965	26.00

LED GU10 51mm | 6W | 38°
 2700K | 450lm | EEK=F
 6kWh/1000h

Prod. no.: 1005077 | 7.00 GBP

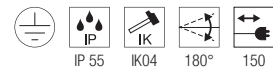
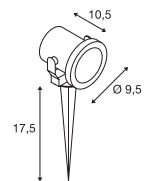


227418 694





NAUTILUS 10
SP, Round, QPAR51



220-240V ~50/60Hz
Material: stainless steel 316

- IP44 safety plug


SOCKET INSIDE <25 W

Base: 1xGU10 Max. diameter: 5.1 cm L: 5.7 cm

Options	Prod. no.	GBP
● Stainless steel	229740	85.00

LED GU10 51mm | 6W | 38°
2700K | 450lm | EEK=F

Prod. no.: 1005077 | 7.00 GBP

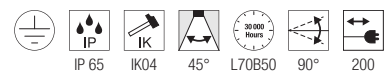
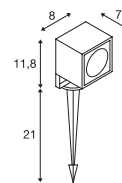


1001964 694



231035 696

NAUTILUS 10 SP, square



100-277 V ~50/60 Hz | 700 mA
Total wattage: 8.5W
Material: aluminium/glass

- IP44 safety plug



1001962 697



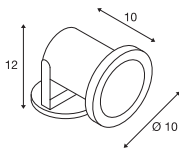
Down

660lm | 3000K

Options	Prod. no.	GBP
● anthracite	231035	125.00



NAUTILUS SP, QR-C51



12V ~50Hz
Material: stainless steel 304/glass

- Open cable end



Base: 1xGX5.3

Options	Prod. no.	GBP
● Stainless steel	229090	77.00

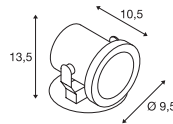


LED GU5.3 | 5.8W | 36°
2700K | 450lm | EEK=G
6kWh/1000h

Prod. no.: **1001574** | **31.00 GBP**



NAUTILUS 10 SPOT SP, QPAR51



220-240V ~50/60Hz
Material: stainless steel 316

- Open cable end



Base: 1xGU10 Max. diameter: 5.1 cm | L: 6 cm

Options	Prod. no.	GBP
● Stainless steel	229741	85.00



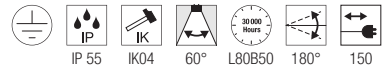
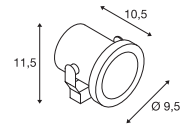
LED GU10 51mm | 6W | 38°
2700K | 450lm | EEK=F
6kWh/1000h

Prod. no.: **1005077** | **7.00 GBP**



Product	Prod. no.	GBP
Connection box IP68, 3-pole		
● black	228730	20.00

NAUTILUS 10 SPOT LED SP



220-240V ~50/60Hz
Total wattage: 9W
Material: stainless steel 316

- IP44 safety plug



Down 520lm | 3000K

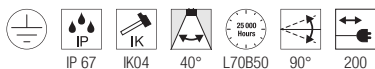
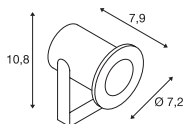
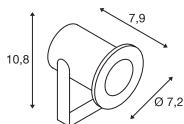
Options	Prod. no.	GBP
● Stainless steel	1001962	98.00



Product	Prod. no.	GBP
Plastic ground spike		
● black	900011	4.00
Mounting plate		
● Stainless steel	1001963	8.00

DASAR® PROJECTOR
SP, 12/24V

DASAR® 920
SP, 230V



12-24V DC
Total wattage: 6.5W
Material: stainless steel 316/glass

220-240V ~50/60Hz | 400mA
Total wattage: 4.6W
Material: stainless steel 316/glass

- Open cable end

- IP44 safety plug



Down 520lm | 3000K



Down 300lm | 3000K

Options	Prod. no.	GBP
● Stainless steel	233570	208.00


Options	Prod. no.	GBP
● Stainless steel	233571	260.00



Product	Prod. no.	GBP
Stainless steel 316 ground spike		
● Stainless steel	233580	17.00
Plastic ground spike		
● black	900011	4.00
LED power supply 15W 12V		
○ white	1005444	26.00
LED power supply 15 W 24V		
○ white	1005445	26.00
Stainless steel 316 mounting plate		
● Stainless steel	233582	23.00



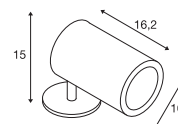
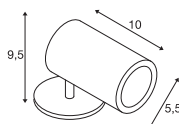
Product	Prod. no.	GBP
Stainless steel 316 ground spike		
● Stainless steel	233580	17.00
Plastic ground spike		
● black	900011	4.00
Stainless steel 316 mounting plate		
● Stainless steel	233582	23.00





HELIA SPOT S SP, single

HELIA SPOT L SP, single, PHASE



220-240V ~50/60Hz | 500mA
Total wattage: 6.5W
Material: aluminium

- IP44 safety plug

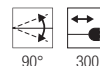


Down 440lm | 3000K

Options	Prod. no.	GBP
● anthracite	1000735	151.00



Product	Prod. no.	GBP
Ground spike		
● Stainless steel	1000736	19.00



220-240V ~50/60Hz | 700mA
Total wattage: 15W
Material: aluminium/glass

- IP44 safety plug



Down 1340lm | 3000K

Options	Prod. no.	GBP
● anthracite	228555	194.00




Product	Prod. no.	GBP
Ground spike		
● Stainless steel	228560	23.59

233570 698



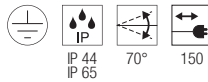
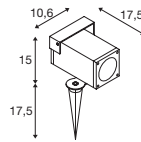
1004652 701



1002201 701



THEO BRACKET SP



220-240V ~50/60Hz
Material: aluminium/glass

- IP44 safety plug



Base: 1xGU10 Max. diameter: 5.1 cm | L: 5.7 cm

Options	Prod. no.	GBP
● anthracite	1004652	57.00

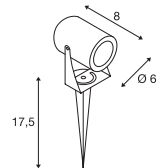


LED GU10 51mm | 6W | 38°
2700K | 450lm | EEK=F
6kWh/1000h



Prod. no.: 1005077 | 7.00 GBP

LED SPIKE SP




100-240V ~50/60Hz | 240mA
Total wattage: 6W
Material: aluminium/glass

- IP44 safety plug



Down 400lm | 3000K

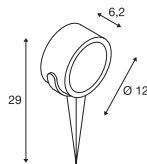
Options	Prod. no.	GBP
● anthracite	1002201	61.00
● rust	1002203	61.00



231535 703



SITRA 360 SPIKE
SP, single, TCR-TSE



220-240V ~50/60Hz
Material: aluminium/glass

- IP44 safety plug

SOCKET INSIDE <9 W

Base: 1xG53 Max. diameter: 7.5 cm L: 3.5 cm

Options	Prod. no.	GBP
● anthracite	231525	55.00

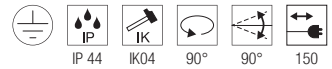
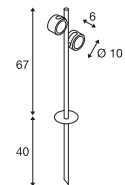


LED GX53 | 6.1W | 120°
3000K | 490lm | EEK=G
6kWh/1000h



Prod. no.: 1005271 | 10.00 GBP

SITRA 360 SPIKE
SP, double, TCR-TSE



220-240V ~50/60Hz
Material: aluminium/glass

- IP44 safety plug

SOCKET INSIDE <9 W

Base: 2xG53 Max. diameter: 7.5 cm L: 3.5 cm

Options	Prod. no.	GBP
● anthracite	231535	164.00



LED GX53 | 6.1W | 120°
3000K | 490lm | EEK=G
6kWh/1000h



Prod. no.: 1005271 | 10.00 GBP



234515

735



NEW

SCKET
PHOTONI | 709



NEW

LED
LID II | 711



NEW

LED
LID II | 711



NEW

LED
LID I | 713



NEW

LED
LID I | 713



NEW

LED
I-RING | 714



NEW

LED
OVAL 14 | 715



NEW

LED
OVAL 18 | 715



NEW

LED
CONCRETO M | 717



NEW

LED
CONCRETO L | 717



LED
VANO WING | 719



LED
VANO WING | 719



LED
MANA BASE | 720



NEW

RUSTY®
MANA | 720



NEW

RUSTY®
MANA | 720



LED
MANA OUT | 721



NEW

LED
MANA OUT | 721



NEW

LED
ENOLA OCULUS | 723



NEW

LED
ENOLA OCULUS | 723



LED
ENOLA OCULUS S | 725



LED
ENOLA OCULUS M | 725



LED
ENOLA ROUND L | 725



LED
ENOLA ROUND S UP/DOWN | 727



LED
ENOLA ROUND M UP/DOWN | 727



LED
ENOLA ROUND L UP/DOWN | 727



LED
ENOLA SQUARE S | 729



LED
ENOLA SQUARE M | 729



LED
ENOLA SQUARE L | 729



LED
ENOLA SQUARE S UP/DOWN | 730



LED
ENOLA SQUARE M UP/DOWN | 730



LED
ENOLA SQUARE L UP/DOWN | 730



SCKET
THEO UP/DOWN | 735



LED
BIG THEO BEAM UP/ FLOOD DOWN | 735



SCKET
BIG THEO UP/DOWN | 735



LED
BIG THEO FLOOD UP/DOWN | 736



SCKET
THEO | 736



SCKET
BIG THEO | 737



LED
BIG THEO | 737



LED
SITRA S | 739



LED
SITRA S | 739



LED
SITRA M | 741



LED
SITRA L | 741

NEW



SCKET

SITRA CUBE | 741



SCKET

GRAFIT | 742



SCKET

GRAFIT | 742



SCKET

GRAFIT | 743



SCKET

GRAFIT | 743



LED

QUADRULO | 744



SCKET

QUADRULO
SENSOR | 745



SCKET

QUADRULO | 745



SCKET

MERIDIAN | 746



SCKET

MERIDIAN BOX | 746



SCKET

MERIDIAN BOX
SENSOR | 747



SCKET

MERIDIAN BOX | 747



LED

ESKINA FRAME | 749



LED

ESKINA FRAME | 749



LED

ESKINA FRAME | 749



LED

BOOKAT | 751



LED

BIG QUAD | 752



LED

QUAD | 752



LED

QUAD
UP/DOWN 15 | 753



LED

BIG QUAD
UP/DOWN | 755



LED

BIG QUAD | 755



LED

RUSTY®
UP/DOWN | 756



LED

RUSTY®
UP/DOWN | 756



LED

OVALISK
SENSOR | 757



LED

OVALISK | 757



LED

PEMA® | 758



LED

PEMA® | 759



LED

PEMA® | 759



SCKET

PEMA® | 759



LED

FLATT SENSOR | 760



LED

FLATT | 760



SCKET

ASTINA | 761



SCKET

ASTINA STEEL | 761



LED

ANGOLUX
SENSOR | 762



LED

ANGOLUX | 762



LED

VILUA S | 763



LED

VILUA L | 763



LED

VILUA | 763



SCKET

MYRA
UP/DOWN | 764



LED

SITRA
UP/DOWN | 765



SCKET

SITRA
UP/DOWN | 765



SCKET

ROX | 767



SCKET
ROX UP/DOWN | 767



LED
DELWA | 767



LED
SLOTS | 768



SCKET
WALLYX | 768



LED
DOWNUNDER
OUT | 769



LED
DOWNUNDER
OUT | 769



LED
ABRIDOR
SENSOR | 770



LED
ABRIDOR | 770



LED
ORDI SENSOR | 771



LED
ORDI | 771



SCKET
BOX-L | 773



LED
BOX-L | 773



SCKET
BOX UP/DOWN | 775



LED
LOGS | 775



LED
OUT-BEAM UP /
FLOOD DOWN | 775



LED
L-LINE OUT | 775



SCKET
PHOTONIA | 777



SCKET
MOLAT | 777



SCKET
GLOO PURE | 777



SCKET
F-POL | 778



SCKET
SQUARE | 779



SCKET
KERAS ELT | 779



SCKET
SITRA | 779



LED
RASCALI | 780



LED
IPERI | 780



SCKET
QUADRASYL | 781



SCKET
SQUARE TURN | 781



LED
TODAY PRO | 783



LED
ESKINA D | 783



SCKET
MYRA DISPLAY | 783



LED
LED SPOT | 785



SCKET
NAUTILUS | 785



SCKET
MYRA | 785

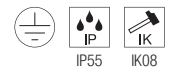
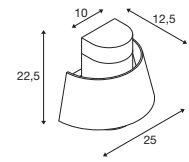
1007585 709





PHOTONI
WL, E27

NEW



220-240V ~50/60Hz
Material: aluminium

- sea-air-resistant

SOCKET **INSIDE** 13 W

Base: 1xE27 Max. diameter: 6 cm L: 11.6 cm

Options	Prod. no.	GBP
● black	1007585	85.00
● rust	1007581	85.00



LED E27 | 8W | 240°
3000K | 880lm | EEK=E
8kWh/1000h



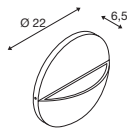
Prod. no.: 1005289 | 9.00 GBP



1007281 711



LID II
WL



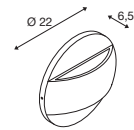
220-240V ~50/60Hz | 350mA
Total wattage: 15W
Material: aluminium



Down	800lm 2700K	800lm 3000K
------	---------------	---------------

Options	Prod. no.	GBP
● anthracite	1007282	● 94.00

LID II
WL, up/down



220-240V ~50/60Hz | 700mA
Total wattage: 28W
Material: aluminium



Up	750lm 2700K	750lm 3000K
Down	750lm 2700K	750lm 3000K

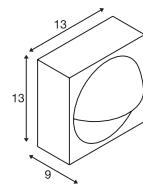
Options	Prod. no.	GBP
● anthracite	1007281	● 111.00

1007667 713





LID I
WL, single



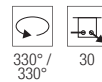
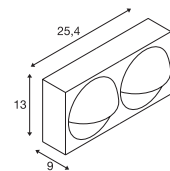
220-240V ~50/60Hz | 350mA
Total wattage: 15W
Material: aluminium



Down 900lm | 2700K | 1050lm | 3000K

Options	Prod. no.	GBP
● anthracite	1007667	● 124.00

LID I
WL, double



220-240V ~50/60Hz | 700mA
Total wattage: 29W
Material: aluminium



Spot 1 850lm | 2700K | 1000lm | 3000K
Spot 2 850lm | 2700K | 1000lm | 3000K

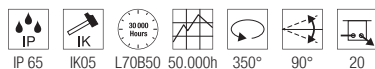
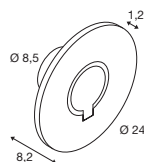
Options	Prod. no.	GBP
● anthracite	1007668	● 197.00



1007236 714

I-RING WL

NEW



100-240V ~50/60Hz | 350mA
Total wattage: 9.2W
Material: aluminium



CRI
80

Down

670lm | 3000K

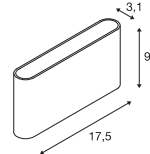
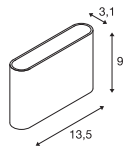
Options	Prod. no.	GBP
● anthracite	1007236	● 141.00



OVAL 14
WL, up/down

OVAL 18
WL, up/down

1007142 715



220-240V ~50/60Hz | 145mA
Total wattage: 5.7W
Material: aluminium/polycarbonate (PC)

220-240V ~50/60Hz | 275mA
Total wattage: 9.3W
Material: aluminium/polycarbonate (PC)



Up	280lm	2700K	280lm	3000K
Down	280lm	2700K	280lm	3000K

Up	430lm	2700K	430lm	3000K
Down	430lm	2700K	430lm	3000K

Options	Prod. no.	GBP
● black	1007142	63.00
○ white	1007143	63.00

Options	Prod. no.	GBP
● black	1007144	75.00
○ white	1007145	75.00

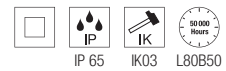
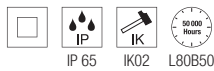
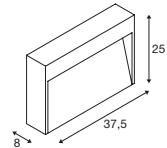
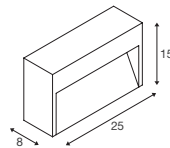
1006405 717





CONCRETO M WL

CONCRETO L WL



220-240V ~50/60Hz | 700mA
Total wattage: 8.5W
Material: concrete/aluminium

220-240V ~50/60Hz | 700mA
Total wattage: 12W
Material: concrete/aluminium



Down 270lm | 3000K

Down 470lm | 3000K

Options	Prod. no.	GBP
● grey	1006404	● 172.00

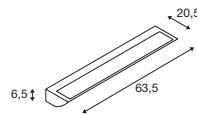
Options	Prod. no.	GBP
● grey	1006405	● 224.00

JAS DOMINICAS

ONASTERIO
A CATALINA DE SIENA



VANO WING SP, DALI



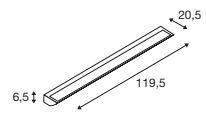
220-240V ~50/60Hz | 500mA
Total wattage: 25W
Material: aluminium/glass



Down 1400lm | 3000K

Options	Prod. no.	GBP
● grey	1006268	368.00

VANO WING SP, DALI



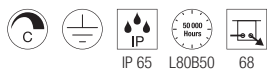
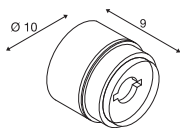
220-240V ~50/60Hz | 1050mA
Total wattage: 49W
Material: aluminium/glass



Down 3140lm | 3000K

Options	Prod. no.	GBP
● grey	1006270	454.00

MANA BASE
WL, round, PHASE



220-240V ~50/60Hz | 350mA
Total wattage: 15W
Material: aluminium/polycarbonate (PC)



Down 800lm | 2700K | 820lm | 3000K

Options	Prod. no.	GBP
● anthracite	1006319	163.00

RUSTY® MANA
shade, square



L: 28 cm W: 28 cm H: 1.5 cm
Material: FeCSi steel


Options	Prod. no.	GBP
● rust	1006317	51.00

RUSTY® MANA
shade, round



H: 1.5 cm Diameter: 28 cm
Material: FeCSi steel

Options	Prod. no.	GBP
● rust	1006318	51.00



1006319 + 1006317 720



1003470 721

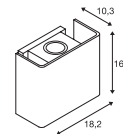
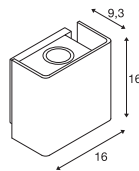


1002902 721



MANA OUT WL, PHASE

MANA OUT WL, Set



220-240V ~50/60Hz | 500mA
Total wattage: 11W
Material: aluminium/aluminium

220-240V ~50/60Hz | 500mA
Total wattage: 11W
Material: aluminium/concrete




Up 325lm | 3000K
Down 325lm | 3000K

Up 325lm | 3000K
Down 325lm | 3000K

Options	Prod. no.	GBP
● anthracite	1002900	205.00
● rust	1002902	205.00

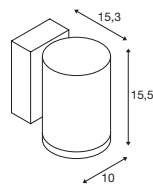
Options	Prod. no.	GBP
● grey	1003470	234.00

1006328 723





ENOLA OCULUS WL, single



220-240V ~50/60Hz | 500mA
Total wattage: 11W
Material: aluminium/glass



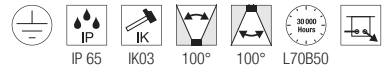
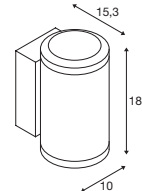
Down	1000lm 3000K	1100lm 4000K
------	----------------	----------------

Options	Prod. no.	GBP
● anthracite	1006328	● 235.00



Product	Prod. no.	GBP
Spacer		
● anthracite	1002853	7.00

ENOLA OCULUS WL, up/down



220-240V ~50/60Hz | 500mA
Total wattage: 20W
Material: aluminium/glass



Up	940lm 3000K	1060lm 4000K
Down	940lm 3000K	1060lm 4000K

Options	Prod. no.	GBP
● anthracite	1006329	● 296.00



Product	Prod. no.	GBP
Spacer		
● anthracite	1002853	7.00

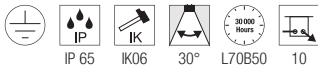
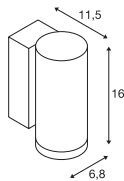
1006329 723

1003440 725





ENOLA ROUND S WL, single



100-240V ~50/60Hz | 500mA
Total wattage: 6W
Material: aluminium/glass



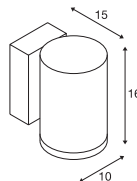
Down 450lm | 3000K | 500lm | 4000K

Options	Prod. no.	GBP
● anthracite	1003422	172.00



Product	Prod. no.	GBP
Spacer		
● anthracite	1002853	7.00
Reflector 60°		
● chrome	1005262	15.00

ENOLA ROUND M WL, single



220-240V ~50/60Hz | 500mA
Total wattage: 11W
Material: aluminium/glass



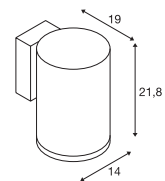
Down 860lm | 3000K | 980lm | 4000K

Options	Prod. no.	GBP
● anthracite	1003423	211.00



Product	Prod. no.	GBP
Spacer		
● anthracite	1002853	7.00
Lens 19°		
●/● black/chrome	1005205	36.00
Asymmetrical lens		
●/● black/chrome	1005206	36.00
Reflector 60°		
● chrome	1005207	22.00

ENOLA ROUND L WL, single



220-240V ~50/60Hz | 900mA
Total wattage: 36W
Material: aluminium/glass



Down 3300lm | 3000K | 3700lm | 4000K

Options	Prod. no.	GBP
● anthracite	1003440	295.00



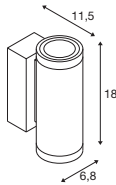
Product	Prod. no.	GBP
Spacer		
● anthracite	1002853	7.00
Reflector 60°		
● chrome	1005263	19.00



1003441 727



ENOLA ROUND S UP/DOWN WL



220-240V ~50/60Hz | 350mA
 Total wattage: 7.8W
 Material: aluminium/glass



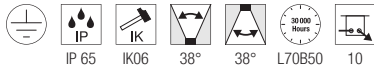
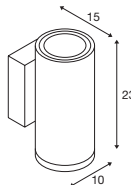
Up	310lm	3000K	350lm	4000K
Down	310lm	3000K	350lm	4000K

Options	Prod. no.	GBP
● anthracite	1003424	211.00



Product	Prod. no.	GBP
Spacer		
● anthracite	1002853	7.00
Reflector 60°		
● chrome	1005262	15.00

ENOLA ROUND M UP/DOWN WL



220-240V ~50/60Hz | 500mA
 Total wattage: 20W
 Material: aluminium/glass



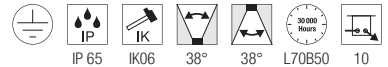
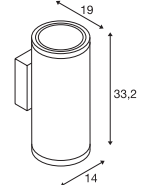
Up	830lm	3000K	950lm	4000K
Down	830lm	3000K	950lm	4000K

Options	Prod. no.	GBP
● anthracite	1003425	258.00



Product	Prod. no.	GBP
Spacer		
● anthracite	1002853	7.00
Lens 19°		
● black/chrome	1005205	36.00
Asymmetrical lens		
● black/chrome	1005206	36.00
Reflector 60°		
● chrome	1005207	22.00

ENOLA ROUND L UP/DOWN WL



220-240V ~50/60Hz | 700mA
 Total wattage: 55W
 Material: aluminium/glass



Up	2700lm	3000K	3000lm	4000K
Down	2700lm	3000K	3000lm	4000K


Options	Prod. no.	GBP
● anthracite	1003441	404.00



Product	Prod. no.	GBP
Spacer		
● anthracite	1002853	7.00
Reflector 60°		
● chrome	1005263	19.00



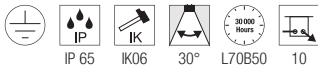
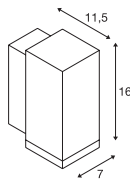
1003416 729



1003417 729



ENOLA SQUARE S WL, single



100-240V ~50/60Hz | 500mA
Total wattage: 6W
Material: aluminium/glass



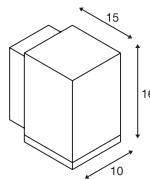
Down 450lm | 3000K | 500lm | 4000K

Options	Prod. no.	GBP
● anthracite	1003416	172.00



Product	Prod. no.	GBP
Spacer		
● anthracite	1002853	7.00
Reflector 60°		
● chrome	1005262	15.00

ENOLA SQUARE M WL, single



220-240V ~50/60Hz | 500mA
Total wattage: 11W
Material: aluminium/glass



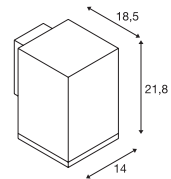
Down 860lm | 3000K | 980lm | 4000K

Options	Prod. no.	GBP
● anthracite	1003417	211.00



Product	Prod. no.	GBP
Spacer		
● anthracite	1002853	7.00
Lens 19°		
●● black/chrome	1005205	36.00
Asymmetrical lens		
●● black/chrome	1005206	36.00
Reflector 60°		
● chrome	1005207	22.00

ENOLA SQUARE L WL, single



220-240V ~50/60Hz | 900mA
Total wattage: 36W
Material: aluminium/glass



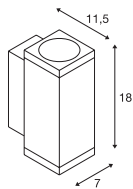
Down 3300lm | 3000K | 3700lm | 4000K

Options	Prod. no.	GBP
● anthracite	1003437	295.00



Product	Prod. no.	GBP
Spacer		
● anthracite	1002853	7.00
Reflector 60°		
● chrome	1005263	19.00

ENOLA SQUARE S UP/DOWN WL



220-240V ~50/60Hz | 350mA
Total wattage: 7.8W
Material: aluminium/glass



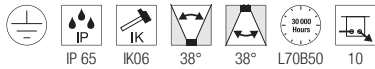
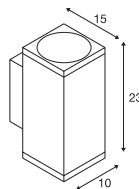
Up	310lm	3000K	350lm	4000K
Down	310lm	3000K	350lm	4000K

Options	Prod. no.	GBP
● anthracite	1003418	211.00



Product	Prod. no.	GBP
Spacer		
● anthracite	1002853	7.00
Reflector 60°		
● chrome	1005262	15.00

ENOLA SQUARE M UP/DOWN WL



220-240V ~50/60Hz | 500mA
Total wattage: 20W
Material: aluminium/glass



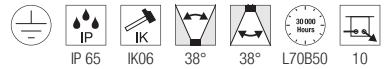
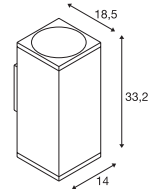
Up	830lm	3000K	950lm	4000K
Down	830lm	3000K	950lm	4000K

Options	Prod. no.	GBP
● anthracite	1003419	258.00



Product	Prod. no.	GBP
Spacer		
● anthracite	1002853	7.00
Lens 19°		
● black/chrome	1005205	36.00
Asymmetrical lens		
● black/chrome	1005206	36.00
Reflector 60°		
● chrome	1005207	22.00

ENOLA SQUARE L UP/DOWN WL



220-240V ~50/60Hz | 700mA
Total wattage: 55W
Material: aluminium/glass



Up	2700lm	3000K	3000lm	4000K
Down	2700lm	3000K	3000lm	4000K

Options	Prod. no.	GBP
● anthracite	1003438	404.00



Product	Prod. no.	GBP
Spacer		
● anthracite	1002853	7.00
Reflector 60°		
● chrome	1005263	19.00



ENOLA S, M, L
Reflector, 56°



S | H: 1.85 cm Diameter: 4.5 cm
M | H: 4.00 cm Diameter: 7.5 cm
L | H: 6.96 cm Diameter: 11 cm
Material: polycarbonate (PC)



Options	Prod. no.	GBP
● chrome S	1005262	15.00
● chrome M	1005207	22.00
● chrome L	1005263	19.00



ENOLA M
Lens, 19°



H: 3.8 cm
Diameter: 7.5 cm
Material: steel/polycarbonate (PC)



Options	Prod. no.	GBP
● black/chrome	1005205	36.00



ENOLA M
Asymmetrical lens



H: 3 cm
Diameter: 7.5 cm
Material: steel/polycarbonate (PC)



Options	Prod. no.	GBP
● black/chrome	1005206	36.00




EASY TO INSTALL

1

WALL MOUNTING.

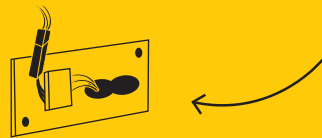
Screw the mounting plate into the wall with the fixing screw.



2

SIMPLY PLUG TOGETHER.

Connect the power supply plug connection to the LED lights.



3

SIMPLE AND SECURE ASSEMBLY.

Hook the light into the useful guiding groove on the mounting plate and screw the light body to the mounting plate.



DONE!

Because efficiency always pays off, SLV lights are easy, quick and safe to install. On account of the fixed mounting plates, detachable lamp heads, spring clamps, through wiring, cable entries and various other features, they offer crucial benefits: in that they save you time, effort, and expense.

MOUNTABLE LAMP HEADS.

With our ENOLA® family, the lamp head can be separated from the mounting plate attached to the wall. This way, after mounting using the integrated nib and establishing the electrical connection using the plug connection, both hands remain free to securely screw on the lights.



PRACTICAL SPRING CLAMPS.

The cube-shaped SITRA CUBE wall lights offer wonderful modern simplicity. This means they are also fast and simple to install: Simply directly connect the connection cable (no tools required) and connect the mounting plate coupling to the light connector – done!



FEED-THROUGH WIRING.

Our QUADRULO wall and ceiling lights show how simply through-wiring functions in practice. Two cable entries in a figure of 8 configuration are provided in the light's baseplate. The spring clamp also has two connection options. This means that multiple lights can be quickly and simply installed simultaneously.






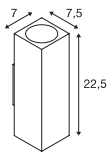
229532 735



234515 735



THEO UP/DOWN
WL, QPAR51



220-240V ~50/60Hz
Material: aluminium/glass



Base: 2xGU10

Options	Prod. no.	GBP
● anthracite	229535	78.00
○ white	229531	78.00
● grey	229532	78.00

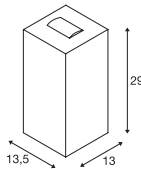


LED GU10 51mm | 6W | 38°
2700K | 450lm | EEK=F
6kWh/1000h



Prod. no.: 1005077 | 7.00 GBP

BIG THEO BEAM UP/
FLOOD DOWN
WL



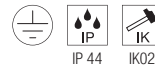
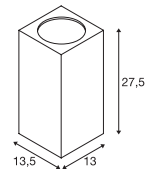
220-240V ~50/60Hz | 500mA
Total wattage: 29W
Material: aluminium/glass



Up 130lm | 3000K
Down 2000lm | 3000K

Options	Prod. no.	GBP
● anthracite	234515	240.00

BIG THEO UP/DOWN
WL, QPAR111



220-240V ~50/60Hz
Material: aluminium/glass



Base: 2xGU10

Options	Prod. no.	GBP
● anthracite	229575	154.00
● grey	229574	154.00



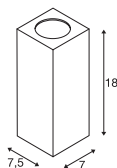
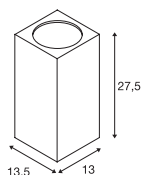
QPAR111 | 12.5W | 10°
3000K | 950lm | EEK=F
13kWh/1000h



Prod. no.: 1005278 | 48.00 GBP

BIG THEO FLOOD UP/DOWN
WL

THEO
WL, QPAR51



220-240V ~50/60Hz | 1000mA
Total wattage: 42W
Material: aluminium/glass

220-240V ~50/60Hz
Material: aluminium/glass



Up 2000lm | 3000K
Down 2000lm | 3000K

Base: 1xGU10

Options	Prod. no.	GBP
● anthracite	234505	270.00

Options	Prod. no.	GBP
● anthracite	229525	65.00
● grey	229524	65.00



LED GU10 51mm | 6W | 38°
2700K | 450lm | EEK=F
6kWh/1000h



Prod. no.: 1005077 | 7.00 GBP



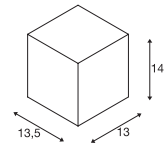
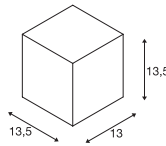

234505 736





BIG THEO
WL, QPAR111

BIG THEO
WL



220-240V ~50/60Hz
Material: aluminium/glass



Base: 1xGU10

Options	Prod. no.	GBP
● anthracite	229565	97.00
● grey	229564	97.00



QPAR111 | 12.5W | 10°
3000K | 950lm | EEK=F
13kWh/1000h



Prod. no.: 1005278 | 48.00 GBP



100-277V ~50/60Hz | 500mA
Total wattage: 21W
Material: aluminium/glass



Down

2000lm | 3000K

Options	Prod. no.	GBP
● anthracite	234525	193.00

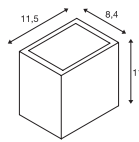
234525 737



1002032 739



SITRA S
WL, single, square



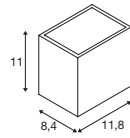
100-277V ~50/60Hz | 500mA
Total wattage: 11W
Material: aluminium



Up	550lm	3000K	635lm	4000K
Down	550lm	3000K	635lm	4000K

Options	Prod. no.	GBP
● anthracite	1002032	103.00
○ white	1002033	103.00
● rust	1002034	103.00

SITRA S
WL, single, square



220-240V ~50/60Hz | 500mA
Total wattage: 6.2W
Material: aluminium/glass




Down	580lm	3000K	620lm	4000K
------	-------	-------	-------	-------

Options	Prod. no.	GBP
● anthracite	1005148	85.00
○ white	1005149	85.00
● rust	1005150	85.00



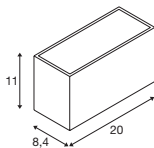
232531 741



232535 741



SITRA M
WL, up/down, square



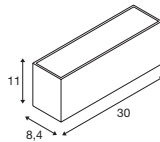
220-240V ~50/60Hz | 350mA
Total wattage: 14W
Material: aluminium



Up	850lm	3000K	940lm	4000K
Down	850lm	3000K	940lm	4000K

Options	Prod. no.	GBP
● anthracite 1700 / 1880lm	1005151	125.00
○ white 1700 / 1880lm	1005153	125.00
● rust 1600 / 1700lm	1005154	125.00

SITRA L
WL, up/down, square



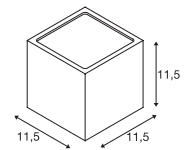
220-240V ~50/60Hz | 600mA
Total wattage: 24W
Material: aluminium



Up	1400lm	3000K	1530lm	4000K
Down	1400lm	3000K	1530lm	4000K

Options	Prod. no.	GBP
● anthracite	1005155	158.00
○ white	1005156	158.00
● rust	1005157	158.00

SITRA CUBE
WL, TCR-TSE



220-240V ~50/60Hz
Material: aluminium/glass



Base: 2xG53 Max. diameter: 7.5 cm L: 2.7 cm

Options	Prod. no.	GBP
● anthracite	232535	67.00
○ white	232531	67.00
● rust	232537	67.00

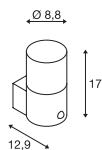


LED GX53 | 6.1W | 120°
3000K | 490lm | EEK=G
6kWh/1000h


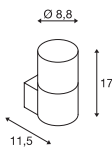


Prod. no.: 1005271 | 10.00 GBP

GRAFIT
WL, round, sensor, E27



GRAFIT
WL, round, E27



1006178 742



220-240V ~50/60Hz
Material: aluminium/acrylic



Base: 1xE27 Max. diameter: 6 cm L: 11.5 cm

Options	Prod. no.	GBP
● anthracite	1006179	78.00



LED E27 | 8W | 240°
3000K | 880lm | EEK=E
8kWh/1000h



Prod. no.: 1005289 | 9.00 GBP



220-240V ~50/60Hz
Material: aluminium/acrylic



Base: 1xE27 Max. diameter: 6 cm L: 11.5 cm

Options	Prod. no.	GBP
● anthracite	1006178	69.00




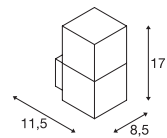
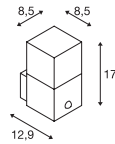
A60 | 7.5W | 320°
2700K | 800lm | EEK=F
8kWh/1000h



Prod. no.: 1005303 | 9.00 GBP



GRAFIT
WL, square, sensor, E27



231205 743



220-240V ~50/60Hz
Material: aluminium/acrylic



Base: 1xE27 Max. diameter: 6 cm L: 11.5 cm

Options	Prod. no.	GBP
● anthracite	1006183	78.00



A60 | 7.5W | 320°
2700K | 800lm | EEK=F
8kWh/1000h



Prod. no.: 1005303 | 9.00 GBP



220-240V ~50/60Hz
Material: aluminium/plastic



Base: 1xE27 Max. diameter: 6 cm L: 11.5 cm

Options	Prod. no.	GBP
● anthracite	231205	69.00



A60 | 7.5W | 320°
2700K | 800lm | EEK=F
8kWh/1000h


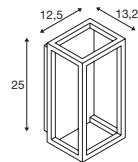


Prod. no.: 1005303 | 9.00 GBP

QUADRULO WL



NEW



100-277V ~50/60Hz | 350mA

Total wattage: 7.4W

Material: aluminium/polyvinyl chloride (PVC)

LED
INSIDE

CRI
80

Down

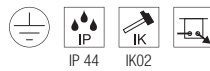
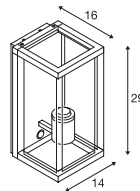
270lm
280lm | 3000K

Options	Prod. no.	GBP
● anthracite 270lm	1005201	143.00
● anthracite/wood 280lm	1007207	128.00



1002402 745

QUADRULO SENSOR
WL, E27



220-240V ~50/60Hz
Material: aluminium/glass

SOCKET INSIDE <15 W

Base: 1xE27 Max. diameter: 8 cm L: 18 cm

Options	Prod. no.	GBP
● anthracite	1002402	148.00

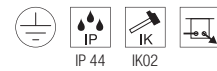
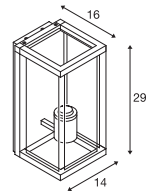


LED E27 | 7.5W | 320°
2500K | 700lm | EEK=F
8kWh/1000h



Prod. no.: 1005265 | 23.00 GBP

QUADRULO
WL, E27



220-240V ~50/60Hz
Material: aluminium/glass

SOCKET INSIDE <15 W

Base: 1xE27 Max. diameter: 8 cm L: 18 cm

Options	Prod. no.	GBP
● anthracite	1002403	128.00



LED E27 | 7.5W | 320°
2500K | 700lm | EEK=F
8kWh/1000h

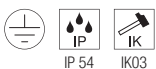
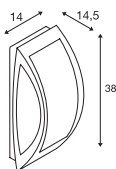


Prod. no.: 1005265 | 23.00 GBP



1002403 745

MERIDIAN
WL, E27



220-240V ~50/60Hz
Material: aluminium/polycarbonate (PC)



Base: 1xE27 Max. diameter: 7 cm L: 17.5 cm

Options	Prod. no.	GBP
● anthracite	230445	68.00
● grey	230444	68.00

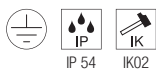
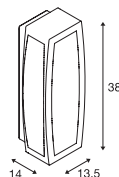


LED E27 | 8W | 240°
3000K | 880lm | EEK=E
8kWh/1000h



Prod. no.: 1005289 | 9.00 GBP

MERIDIAN BOX
WL, E27



220-240V ~50/60Hz
Material: aluminium/polycarbonate (PC)



Base: 1xE27 Max. diameter: 7 cm L: 17.5 cm

Options	Prod. no.	GBP
● anthracite	230045	86.00
● grey	230044	86.00



| 13.5W | 240°
4000K | 1600lm | EEK=E
14kWh/1000h



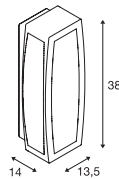
Prod. no.: 1005308 | 11.00 GBP





230445 746

MERIDIAN BOX SENSOR
WL, E27



220-240V ~50/60Hz
Material: aluminium/polycarbonate (PC)

- The ambient brightness and operating time can be adjusted.



Base: 1xE27 Max. diameter: 7 cm L: 17.5 cm

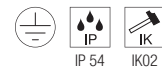
Options	Prod. no.	GBP
● anthracite	230085	143.00
● grey	230084	143.00



LED E27 | 8W | 240°
3000K | 880lm | EEK=E
8kWh/1000h



Prod. no.: 1005289 | 9.00 GBP



220-240V ~50/60Hz
Material: aluminium/polycarbonate (PC)



Base: 1xE27 Max. diameter: 7 cm L: 17.5 cm

Options	Prod. no.	GBP
● anthracite	230655	97.00
● rust	230657	97.00



LED E27 | 7.5W | 320°
2500K | 700lm | EEK=F
8kWh/1000h



Prod. no.: 1005265 | 23.00 GBP




230655 747

1004748 749

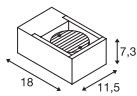


1006314 749





ESKINA FRAME WL



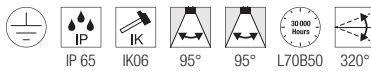
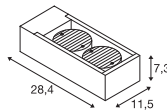
220-240V ~50/60Hz | 350mA
Total wattage: 15W
Material: aluminium



Down	1100lm 3000K	1200lm 4000K
------	----------------	----------------

Options	Prod. no.	GBP
● anthracite	1004747	191.00

ESKINA FRAME WL, double



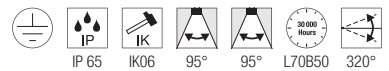
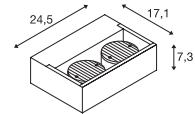
220-240V ~50/60Hz | 700mA
Total wattage: 27W
Material: aluminium



Spot 1	1100lm 3000K	1200lm 4000K
Spot 2	1100lm 3000K	1200lm 4000K

Options	Prod. no.	GBP
● anthracite	1004748	234.00

ESKINA FRAME WL, double



220-240V ~50/60Hz | 700mA
Total wattage: 27W
Material: aluminium



Spot 1	1100lm 3000K	1200lm 4000K
Spot 2	1100lm 3000K	1200lm 4000K

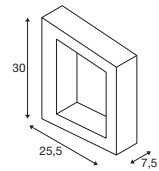
Options	Prod. no.	GBP
● anthracite	1006314	234.00

1005443 751





BOOKAT
WL



1005441 683



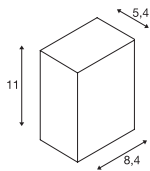
100-277 V ~50/60 Hz | 700 mA
Total wattage: 15W
Material: aluminium



Down 920lm | 3000K | 990lm | 4000K

Options	Prod. no.	GBP
● anthracite	1005443	173.00

**BIG QUAD
WL**



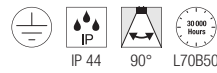
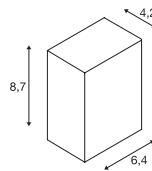
100-240V ~50/60Hz | 350mA
Total wattage: 4.5W
Material: aluminium/glass



Down 260lm | 3000K

Options	Prod. no.	GBP
● anthracite	232435	103.00

**QUAD
WL**



200-240V ~50/60Hz | 700mA
Total wattage: 4.6W
Material: aluminium/glass



Down 80lm | 3000K
100lm | 3000K

Options	Prod. no.	GBP
● anthracite		
○ white		
80lm	232465	73.00
100lm	232461	73.00

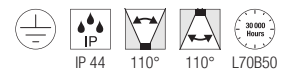
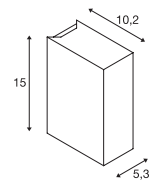




QUAD UP/DOWN 15
WL



232435 752



100-277V ~50/60Hz | 350mA
Total wattage: 8W
Material: aluminium/glass



CRI 80


232445 753



Up	260lm	3000K
Down	260lm	3000K

Options	Prod. no.	GBP
● anthracite		
520lm	232445	111.00
○ white		
580lm	232441	111.00

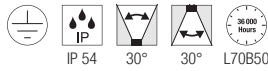
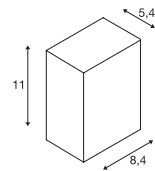
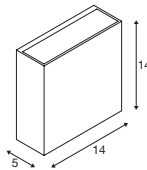
1005126 755





BIG QUAD UP/DOWN WL

BIG QUAD WL



220-240V ~50/60Hz | 500mA
 Total wattage: 8.2W
 Material: aluminium/glass

100-240V ~50/60Hz | 350mA
 Total wattage: 4.5W
 Material: aluminium/glass



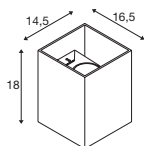
Up 320lm | 3000K
 Down 320lm | 3000K

Down 290lm | 3000K

Options	Prod. no.	GBP
● anthracite	1005126	145.00
○ white	1005125	145.00

Options	Prod. no.	GBP
○ white	232431	103.00

RUSTY® UP/DOWN
WL, square



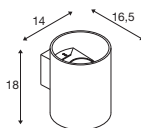
220-240V ~50/60Hz | 350mA
Total wattage: 14W
Material: FeCSi stainless steel/aluminium



Up	259lm	3000K	260lm	4000K
Down	285lm	3000K	288lm	4000K

Options	Prod. no.	GBP
● rust/anthracite	1004650	242.00

RUSTY® UP/DOWN
WL, round




220-240V ~50/60Hz | 350mA
Total wattage: 14W
Material: FeCSi stainless steel/aluminium



Up	249lm	3000K	254lm	4000K
Down	267lm	3000K	271lm	4000K

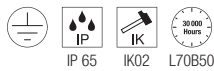
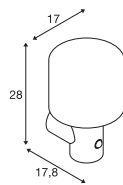
Options	Prod. no.	GBP
● rust/anthracite	1004651	242.00

1004650 756





OVALISK SENSOR WL



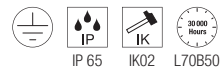
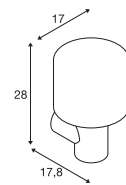
220-240V ~50/60Hz | 500mA
 Total wattage: 9.6W
 Material: aluminium/glass



Down 580lm | 3000K | 630lm | 4000K

Options	Prod. no.	GBP
● anthracite	1004679	248.00

OVALISK WL



220-240V ~50/60Hz | 500mA
 Total wattage: 9.2W
 Material: aluminium/glass





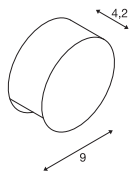
Down 580lm | 3000K | 630lm | 4000K

Options	Prod. no.	GBP
● anthracite	1004678	234.00



1004679 757

PEMA®
WL




220-240V ~50/60Hz
Total wattage: 3.8W
Material: aluminium/polycarbonate (PC)

- Protection rating IP55 only when mounted with light emission downwards.



Down 170lm | 3000K

Options	Prod. no.	GBP
● anthracite	231015	102.00
○ white	231010	102.00
● grey	231012	102.00

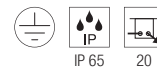
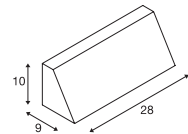
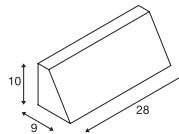
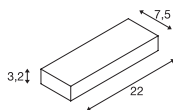





PEMA®
WL

PEMA®
WL

PEMA®
WL, E27



220-240V ~50/60Hz
Total wattage: 7.7W
Material: aluminium/glass

100-277V ~50/60Hz | 350mA
Total wattage: 14W
Material: aluminium/glass

220-240V ~50/60Hz
Material: aluminium/glass



Down 640lm | 3000K

Down 1340lm | 3000K | 1420lm | 4000K

Base: 1xE27 Max. diameter: 4.5 cm | L: 21 cm

Options	Prod. no.	GBP
● anthracite	1002069	113.00
○ white	1002070	113.00

Options	Prod. no.	GBP
● black	1003453	127.00
● grey	1003454	127.00

Options	Prod. no.	GBP
● black	230030	91.00
● grey	230034	91.00

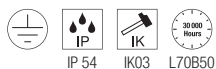
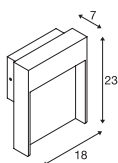


LED E27 | 8W | 240°
3000K | 880lm | EEK=E
8kWh/1000h



Prod. no.: 1005289 | 9.00 GBP

FLATT SENSOR WL



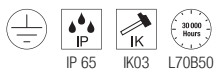
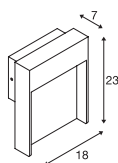
100-240V ~50/60Hz | 300mA
Total wattage: 13W
Material: aluminium/aluminium



Down 500lm | 3000K | 550lm | 4000K

Options	Prod. no.	GBP
● anthracite 500 / 530lm	1002954	181.00
●● anthracite/brown 500 / 550lm	1002955	181.00

FLATT WL



100-240V ~50/60Hz | 300mA
Total wattage: 13W
Material: aluminium/aluminium



Down 500lm | 3000K | 530lm | 4000K

Options	Prod. no.	GBP
● anthracite 500 / 530lm	1002952	147.00
●● anthracite/brown 500 / 550lm	1002953	147.00

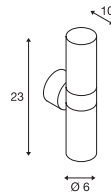




1002955 760



ASTINA
WL, QPAR51



220-240V ~50/60Hz
Material: aluminium/glass



Base: 2xGU10 max. L: 9 cm

Options	Prod. no.	GBP
● anthracite	228775	72.00
○ white	228771	72.00
● aluminium	228776	76.00

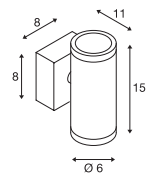


LED GU10 51mm | 6W | 38°
2700K | 450lm | EEK=F
6kWh/1000h

Prod. no.: 1005075 | 7.00 GBP



ASTINA STEEL
WL, QPAR51



220-240V ~50/60Hz
Material: stainless steel 304




Base: 2xGU10 Max. diameter: 5.1 cm | L: 5.7 cm

Options	Prod. no.	GBP
● Stainless steel	233302	107.00



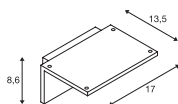
LED GU10 51mm | 6W | 38°
2700K | 450lm | EEK=F
6kWh/1000h

Prod. no.: 1005075 | 7.00 GBP



228775 761

ANGOLUX SENSOR
WL



100-240V ~50/60Hz | 240mA
Total wattage: 9.8W
Material: aluminium

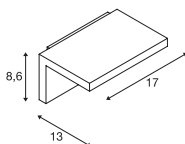
- Detection angle 120°, max. detection distance 9m, sensitivity setting
- IP44 protection rating only when mounted with light emission downwards.



Down 750lm | 3000K

Options	Prod. no.	GBP
● anthracite	1001969	156.00
○ white	1001970	156.00

ANGOLUX
WL



220-240V ~50/60Hz | 80mA
Total wattage: 6.8W
Material: aluminium


- IP44 protection rating only when mounted with light emission downwards.




Down 550lm | 3000K

Options	Prod. no.	GBP
● anthracite	231355	139.00
○ white	231351	139.00

1001969 762



1002504 763

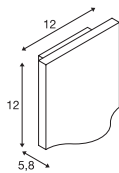


1002505 763





VILUA S
WL



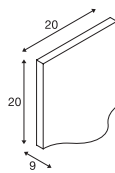
100-277 V ~50/60 Hz | 700 mA
Total wattage: 9W
Material: aluminium/glass



Down 405lm | 3000K

Options	Prod. no.	GBP
● anthracite	1002503	135.00

VILUA L
WL



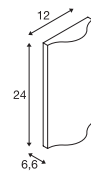
100-277V ~50/60Hz | 350mA
Total wattage: 17W
Material: aluminium/glass



Down 940lm | 3000K

Options	Prod. no.	GBP
● anthracite	1002504	177.00

VILUA
UP/DOWN, WL




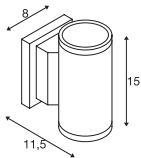
100-277 V ~50/60 Hz | 700 mA
Total wattage: 16W
Material: aluminium/glass



Up 400lm | 3000K
Down 400lm | 3000K

Options	Prod. no.	GBP
● anthracite	1002505	177.00

MYRA UP/DOWN
WL, QPAR51



220-240V ~50/60Hz
Material: aluminium/glass



Base: 2xGU10 Max. diameter: 5.1 cm L: 5.7 cm

Options	Prod. no.	GBP
● anthracite	233115	85.00
● grey	233114	85.00




LED GU10 51mm | 6W | 38°
2700K | 450lm | EEK=F
6kWh/1000h



Prod. no.: 1005077 | 7.00 GBP



Product	Prod. no.	GBP
Surface-mounting frames		
● anthracite	233215	19.00
● grey	233214	19.00



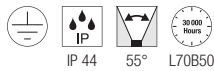
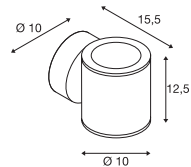
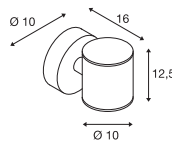
233114 764



SITRA UP/DOWN
WL

SITRA UP/DOWN
WL, TCR-TSE

230362 765



220-240V ~50/60Hz
Total wattage: 18W
Material: aluminium/glass



220-240V ~50/60Hz
Material: aluminium/glass



Up	488lm	3000K
Down	488lm	3000K



Base: 2xG53 Max. diameter: 7.5 cm L: 3.5 cm

Options	Prod. no.	GBP
● anthracite	1002018	130.00

Options	Prod. no.	GBP
● anthracite	230365	86.00



LED GX53 | 6.1W | 120°
3000K | 490lm | EEK=G
6kWh/1000h



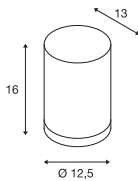
Prod. no.: 1005271 | 10.00 GBP



1000334 767



ROX
WL, QPAR111



220-240V ~50/60Hz
Material: aluminium/glass



Base: 1xGU10

Options	Prod. no.	GBP
● aluminium	1000333	130.00

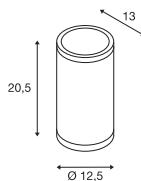


QPAR111 | 12.5W | 10°
3000K | 950lm | EEK=F
13kWh/1000h



Prod. no.: 1005278 | 48.00 GBP

ROX UP/DOWN
WL, QPAR111



220-240V ~50/60Hz
Material: aluminium/glass



Base: 2xGU10

Options	Prod. no.	GBP
● aluminium	1000334	164.00

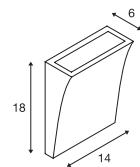


QPAR111 | 12.5W | 10°
3000K | 950lm | EEK=F
13kWh/1000h



Prod. no.: 1005278 | 48.00 GBP

DELWA
WL



220-240V ~50/60Hz | 700mA
Total wattage: 10W
Material: aluminium/glass




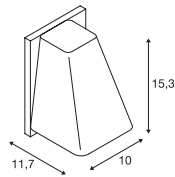
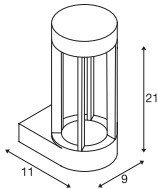
Down

840lm | 3000K

Options	Prod. no.	GBP
● anthracite	1000342	182.00
○ white	1000340	182.00

SLOTS
WL

WALLYX
WL, QPAR51



220-240V ~50/60Hz
Total wattage: 4.5W
Material: aluminium/glass



Down 140lm | 3000K

Options	Prod. no.	GBP
● anthracite	231805	147.00
● rust	231807	147.00



220-240V ~50/60Hz
Material: aluminium/glass



Base: 1xGU10 max. L: 7.6 cm

Options	Prod. no.	GBP
● anthracite	227195	103.00




LED GU10 51mm | 6W | 38°
2700K | 450lm | EEK=F
6kWh/1000h



Prod. no.: 1005077 | 7.00 GBP


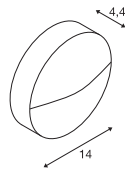
227195

768





DOWNUNDER OUT
WL, round



IP 65 L70B50

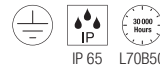
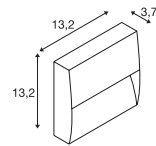
100-240V ~50/60Hz | 500mA
Total wattage: 4.3W
Material: aluminium



Down 150lm | 3000K | 160lm | 4000K

Options	Prod. no.	GBP
● anthracite	1002868	115.00

DOWNUNDER OUT
WL, square



IP 65 L70B50

100-240V ~50/60Hz | 500mA
Total wattage: 4.3W
Material: aluminium

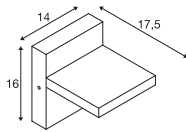


Down 150lm | 3000K | 160lm | 4000K

Options	Prod. no.	GBP
● anthracite	1002869	115.00

1002868 769

ABRIDOR SENSOR WL



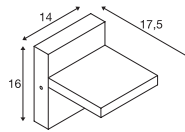
100-240V ~50/60Hz | 300mA
 Total wattage: 12W
 Material: aluminium



Down 950lm | 3000K | 980lm | 4000K

Options	Prod. no.	GBP
● anthracite	1002990	173.00

ABRIDOR WL



100-240V ~50/60Hz | 300mA
 Total wattage: 12W
 Material: aluminium




Down 950lm | 3000K | 980lm | 4000K

Options	Prod. no.	GBP
● anthracite	1002989	156.00

1002990 770

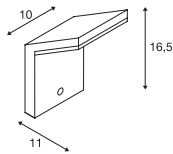




232905

771

ORDI SENSOR
WL



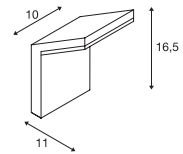
220-240V ~50/60Hz | 110mA
Total wattage: 9W
Material: aluminium



Down 740lm | 3000K

Options	Prod. no.	GBP
● anthracite	232915	130.00

ORDI
WL



220-240V ~50/60Hz | 110mA
Total wattage: 9W
Material: aluminium



Down 740lm | 3000K

Options	Prod. no.	GBP
● anthracite	232905	113.00



232495 773



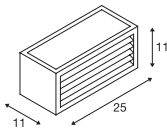
1002035 773



232485 773



BOX-L
WL, E27



220-240V ~50/60Hz
Material: aluminium/acrylic



Base: 1xE27 Max. diameter: 6 cm L: 17.5 cm

Options	Prod. no.	GBP
● anthracite	232495	90.00
○ white	232491	90.00
● rust	232497	90.00

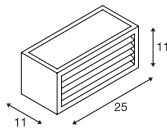


LED E27 | 8W | 240°
3000K | 880lm | EEK=E
8kWh/1000h



Prod. no.: 1005289 | 9.00 GBP

BOX-L
WL



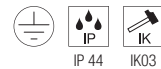
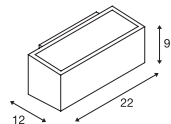
100-277V ~50/60Hz | 500mA
Total wattage: 19 W
Material: aluminium/acrylic



Down 600lm | 3000K

Options	Prod. no.	GBP
● anthracite	1002035	110.00

BOX UP/DOWN
WL, QT-DE12



220-240V ~50/60Hz
Material: aluminium



Base: 1xR7s 78mm

Options	Prod. no.	GBP
● anthracite	232485	86.00




LED R7s | 9W | 330°
3000K | 1050lm | EEK=E
9kWh/1000h



Prod. no.: 1005287 | 21.00 GBP




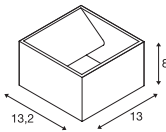
232101 775



1003539 775



LOGS
WL



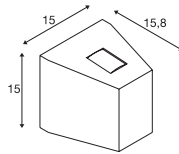
220-240V ~50/60Hz | 500mA
Total wattage: 9.5W
Material: aluminium



Down 520lm | 3000K
800lm

Options	Prod. no.	GBP
● anthracite		
520lm	232105	172.00
○ white		
800lm	232101	172.00

OUT-BEAM UP /
FLOOD DOWN
WL



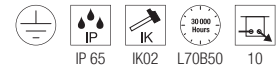
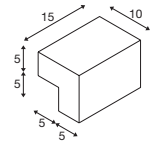
220-240V ~50/60Hz | 500mA
Total wattage: 18W
Material: aluminium/glass



Up 50lm | 3000K
Down 690lm | 3000K

Options	Prod. no.	GBP
● anthracite	229665	236.00
● grey	229664	236.00

L-LINE OUT
WL



220-240V ~50/60Hz | 350mA
Total wattage: 7W
Material: aluminium/polycarbonate (PC)



Down 500lm | 3000K | 570lm | 4000K

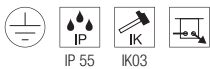
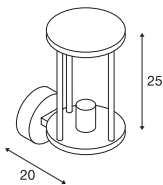
Options	Prod. no.	GBP
● anthracite	1003539	121.00

232045 777





PHOTONIA
WL, E27



220-240V ~50/60Hz
Material: aluminium/glass



Base: 1xE27 Max. diameter: 9 cm L: 15 cm

Options	Prod. no.	GBP
● anthracite	232045	163.00



LED E27 | 7.5W | 320°
2500K | 700lm | EEK=F
8kWh/1000h

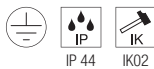
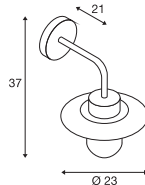


Prod. no.: 1005265 | 23.00 GBP



Product	Prod. no.	GBP
Spacer		
● anthracite	1002853	7.00

MOLAT
WL, E27



220-240V ~50/60Hz
Material: aluminium/glass



Base: 1xE27 Max. diameter: 6.5 cm L: 14.5 cm

Options	Prod. no.	GBP
● anthracite	1000820	91.00

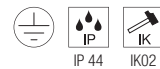
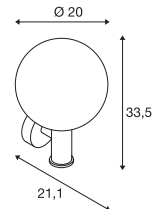


A60 | 7.5W | 320°
2700K | 800lm | EEK=F
8kWh/1000h



Prod. no.: 1005303 | 9.00 GBP

GLOO PURE
WL, E27



220-240V ~50/60Hz
Material: aluminium/glass



Base: 1xE27 Max. diameter: 4.8 cm L: 18 cm

Options	Prod. no.	GBP
● anthracite	1002002	84.00



LED E27 | 8W | 240°
4000K | 920lm | EEK=E
8kWh/1000h

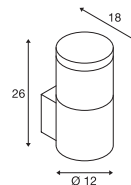


Prod. no.: 1005290 | 9.00 GBP

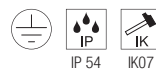


1000336 779

F-POL
WL, E27



230355 779



220-240V ~50/60Hz
Material: aluminium/polycarbonate (PC)



Base: 1xE27 Max. diameter: 5.1 cm L: 14 cm

Options	Prod. no.	GBP
● anthracite	231585	121.00



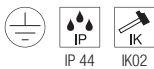
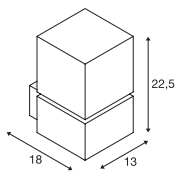
LED E27 | 8W | 240°
4000K | 920lm | EEK=E
8kWh/1000h



Prod. no.: 1005290 | 9.00 GBP



SQUARE
WL, E27



220-240V ~50/60Hz
Material: stainless steel 304



Base: 1xE27 Max. diameter: 7 cm L: 13 cm

Options	Prod. no.	GBP
● Stainless steel	1000336	193.00

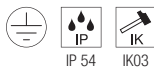
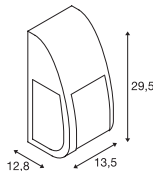


A60 | 7.5W | 320°
2700K | 800lm | EEK=F
8kWh/1000h



Prod. no.: 1005303 | 9.00 GBP

KERAS ELT
WL, E27



220-240V ~50/60Hz
Material: aluminium/polycarbonate (PC)



Base: 1xE27 Max. diameter: 7 cm L: 17.5 cm

Options	Prod. no.	GBP
● anthracite	227176	139.00

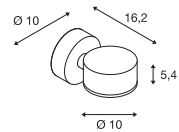


A60 | 7.5W | 320°
2700K | 800lm | EEK=F
8kWh/1000h



Prod. no.: 1005303 | 9.00 GBP

SITRA
WL, TCR-TSE



220-240V ~50/60Hz
Material: aluminium/glass



Base: 1xG53 Max. diameter: 7.5 cm L: 3.5 cm

Options	Prod. no.	GBP
● anthracite	230355	61.00

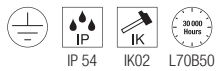
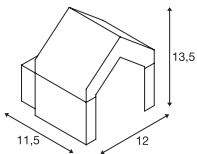


LED GX53 | 6.1W | 120°
3000K | 490lm | EEK=G
6kWh/1000h



Prod. no.: 1005271 | 10.00 GBP

RASCALI
WL



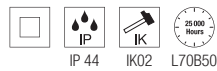
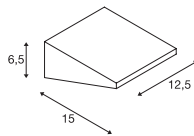
220-240V ~50/60Hz
Total wattage: 8W
Material: aluminium



Down 330lm | 3000K

Options	Prod. no.	GBP
● anthracite	1000797	115.00

IPERI
WL



220-240V ~50/60Hz
Total wattage: 4.5W
Material: aluminium

- IP44 protection rating only when mounted with light emission downwards.



Down 400lm | 4000K

Options	Prod. no.	GBP
● black	231315	111.00

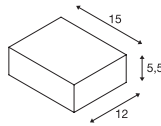
1000797 780





231315 781

QUADRASYL
WL, TCR-TSE



220-240V ~50/60Hz
Material: aluminium/glass



Base: 1xG53 Max. diameter: 7.5 cm L: 2.7 cm

Options	Prod. no.	GBP
● anthracite	232285	55.00

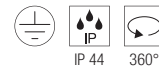
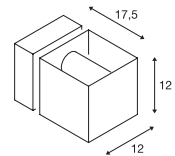


LED GX53 | 6.1W | 120°
3000K | 490lm | EEK=G
6kWh/1000h



Prod. no.: 1005271 | 10.00 GBP

SQUARE TURN
WL, G9



220-240V ~50/60Hz
Material: aluminium/glass



Base: 1xG69 Max. diameter: 3.5 cm L: 8 cm

Options	Prod. no.	GBP
● grey	1000335	181.00



LED G9 | 3.6W | 300°
3000K | 400lm | EEK=E
4kWh/1000h



Prod. no.: 1005286 | 9.00 GBP



1000335 781

1002905 783

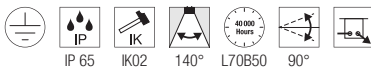
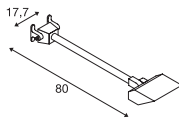


233134 783





TODAY PRO Display



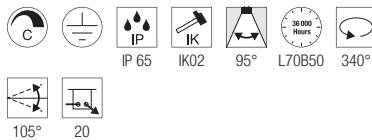
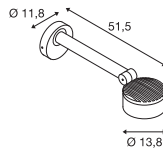
220-240V ~50/60Hz | 640mA
Total wattage: 29W
Material: aluminium



Down 2800lm | 4000K

Options	Prod. no.	GBP
● black	1000880	196.00
○ white	1000881	196.00

ESKINA D Display, PHASE



220-240V ~50/60Hz | 350mA
Total wattage: 14.5W
Material: aluminium

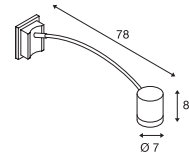
- CCT switch on light body



Down 1000lm | 3000K | 1000lm | 4000K

Options	Prod. no.	GBP
● anthracite	1002905	234.00

MYRA DISPLAY WL, curved, QPAR51



220-240V ~50/60Hz
Material: aluminium



Base: 1xGU10 Max. diameter: 5.1 cm | L: 5.7 cm

Options	Prod. no.	GBP
● anthracite	233135	154.00
● grey	233134	154.00




LED GU10 51mm | 6W | 38°
2700K | 450lm | EEK=F
6kWh/1000h




Prod. no.: 1005077 | 7.00 GBP



Product	Prod. no.	GBP
Surface-mounting frames		
● anthracite	233215	19.00
● grey	233214	19.00



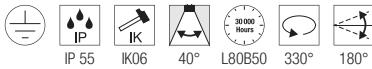
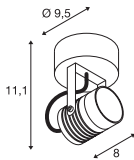
1004649 785



233104 785



LED SPOT
SP



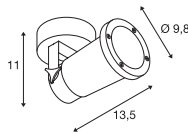
100-240V ~50/60Hz | 240mA
Total wattage: 6W
Material: aluminium/glass



Down 400lm | 3000K

Options	Prod. no.	GBP
● anthracite	1004649	62.00
● rust	1004957	62.00

NAUTILUS
WL QPAR51



220-240V ~50/60Hz
Material: aluminium



Base: 1xGU10 Max. diameter: 5.1 cm L: 8.3 cm

Options	Prod. no.	GBP
● black	1002867	43.00



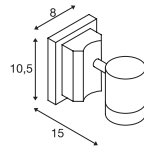
LED GU10 51mm | 6W | 38°
2700K | 450lm | EEK=F
6kWh/1000h

Prod. no.: 1005077 | 7.00 GBP



Product	Prod. no.	GBP
NAUTILUS Mounting plate		
● black	1002884	5.00

MYRA
CW, single, QPAR51



220-240V ~50/60Hz
Material: aluminium/glass



Base: 1xGU10 Max. diameter: 5.1 cm L: 5.7 cm

Options	Prod. no.	GBP
● anthracite	233105	77.00
● grey	233104	77.00



LED GU10 51mm | 6W | 38°
2700K | 450lm | EEK=F
6kWh/1000h


Prod. no.: 1005077 | 7.00 GBP



Product	Prod. no.	GBP
Surface-mounting frames		
● anthracite	233215	19.00
● grey	233214	19.00

1003427 793





SCKET
PHOTONI | 789



LED
S-CUBE | 791



LED
ESKINA FRAME | 791



LED
ENOLA
OCULUS | 792



LED
ENOLA
ROUND S | 793



LED
ENOLA
ROUND M | 793



LED
ENOLA
ROUND L | 793



LED
ENOLA
SQUARE S | 795



LED
ENOLA
SQUARE M | 795



LED
ENOLA S
QUARE L | 795



LED
BIG THEO | 797



SCKET
BIG THEO | 797



LED
OVALISK | 797



SCKET
PHOTONIA | 799



SCKET
MOLAT | 799



SCKET
SITRA | 801




SCKET
ROX | 801



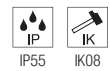
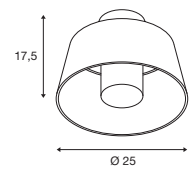
SCKET
ROX | 801

1007586 789





PHOTONI
CL, E27



220-240V ~50/60Hz
Material: aluminium

- sea-air-resistant

SOCKET
INSIDE 13
W

Base: 1xE27 Max. diameter: 6 cm L: 11.6 cm

Options	Prod. no.	GBP
● black	1007586	85.00
● rust	1007582	85.00



LED E27 | 8W | 240°
3000K | 880lm | EEK=E
8kWh/1000h



Prod. no.: 1005289 | 9.00 GBP

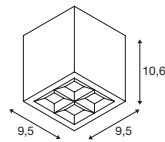


1007461 791





S-CUBE CL



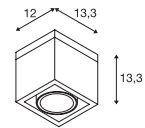
220-240V ~50/60Hz | 350mA
Total wattage: 15W
Material: aluminium



Down 1000lm | 2700K | 1200lm | 3000K

Options	Prod. no.	GBP
● anthracite	1007461	● 115.00

ESKINA FRAME CL, single



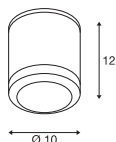
220-240V ~50/60Hz | 350mA
Total wattage: 15W
Material: aluminium/glass



Down 1100lm | 3000K | 1200lm | 4000K

Options	Prod. no.	GBP
● anthracite	1006316	157.00

ENOLA OCULUS CL



220-240V ~50/60Hz | 500mA
 Total wattage: 11W
 Material: aluminium/glass



Down 1000lm | 3000K | 1100lm | 4000K

Options	Prod. no.	GBP
● anthracite	1006327	205.00



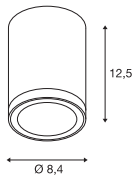
Product	Prod. no.	GBP
Spacer		
● anthracite	1003479	8.00



1006327 792



ENOLA ROUND S CL



220-240V ~50/60Hz | 500mA
Total wattage: 9W
Material: aluminium/glass



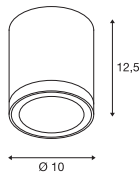
Down 540lm | 3000K | 610lm | 4000K

Options	Prod. no.	GBP
● anthracite	1003426	148.00



Product	Prod. no.	GBP
Spacer		
● anthracite	1003479	8.00
Reflector 60°		
● chrome	1005262	15.00

ENOLA ROUND M CL



220-240V ~50/60Hz | 500mA
Total wattage: 11W
Material: aluminium/glass



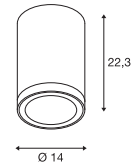
Down 840lm | 3000K | 960lm | 4000K

Options	Prod. no.	GBP
● anthracite	1003427	188.00



Product	Prod. no.	GBP
Spacer		
● anthracite	1003479	8.00
Lens 19°		
● black	1005205	36.00
Asymmetrical lens		
● black/chrome	1005206	36.00
Reflector 60°		
● chrome	1005207	22.00

ENOLA ROUND L CL



220-240V ~50/60Hz | 900mA
Total wattage: 36W
Material: aluminium/glass



Down 3200lm | 3000K | 3500lm | 4000K

Options	Prod. no.	GBP
● anthracite	1003442	268.00



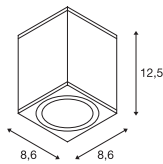
Product	Prod. no.	GBP
Spacer		
● anthracite	1003479	8.00
Reflector 60°		
● chrome	1005263	19.00

1003421 795





ENOLA SQUARE S CL



220-240V ~50/60Hz | 500mA
Total wattage: 9W
Material: aluminium/glass



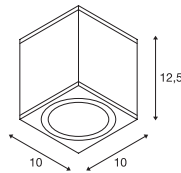
Down 540lm | 3000K | 610lm | 4000K

Options	Prod. no.	GBP
● anthracite	1003420	148.00



Product	Prod. no.	GBP
Spacer		
● anthracite	1003479	8.00
Reflector 60°		
● chrome	1005262	15.00

ENOLA SQUARE M CL



220-240V ~50/60Hz | 500mA
Total wattage: 11W
Material: aluminium/glass



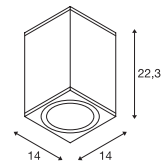
Down 840lm | 3000K | 960lm | 4000K

Options	Prod. no.	GBP
● anthracite	1003421	188.00



Product	Prod. no.	GBP
Spacer		
● anthracite	1003479	8.00
Lens 19°		
● black	1005205	36.00
Asymmetrical lens		
● black/chrome	1005206	36.00
Reflector 60°		
● chrome	1005207	22.00

ENOLA SQUARE L CL



220-240V ~50/60Hz | 900mA
Total wattage: 36W
Material: aluminium/glass




Down 3200lm | 3000K | 3500lm | 4000K

Options	Prod. no.	GBP
● anthracite	1003439	268.00

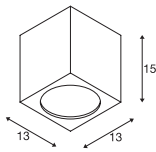


Product	Prod. no.	GBP
Spacer		
● anthracite	1003479	8.00
Reflector 60°		
● chrome	1005263	19.00





BIG THEO
CL



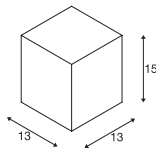
100-277V ~50/60Hz | 500mA
Total wattage: 21W
Material: aluminium/glass



Down 2000lm | 3000K

Options	Prod. no.	GBP
● anthracite	234535	180.00

BIG THEO
CL, QPAR111



220-240V ~50/60Hz
Material: aluminium/glass



Base: 1xGU10

Options	Prod. no.	GBP
● anthracite	229555	107.00
○ white	229551	107.00
● grey	229554	107.00

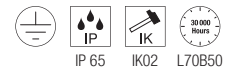
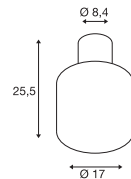


QPAR111 | 12.5W | 10°
3000K | 950lm | EEK=F
13kWh/1000h

Prod. no.: 1005278 | 48.00 GBP



OVALISK
CL




220-240V ~50/60Hz | 350mA
Total wattage: 7.9W
Material: aluminium/glass



Down 540lm | 3000K | 570lm | 4000K

Options	Prod. no.	GBP
● anthracite	1004677	234.00

232055 799

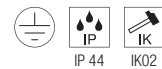
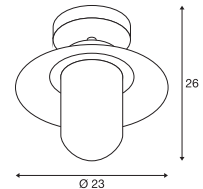
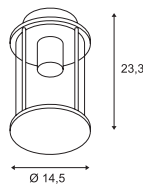




PHOTONIA
CL, E27

MOLAT
CL, E27

1000823 799



220-240V ~50/60Hz
Material: aluminium/glass

220-240V ~50/60Hz
Material: aluminium/glass



Base: 1xE27 Max. diameter: 9 cm L: 15 cm

Base: 1xE27 Max. diameter: 6.5 cm L: 14.5 cm

Options	Prod. no.	GBP
● anthracite	232055	177.00

Options	Prod. no.	GBP
● anthracite	1000823	114.00



LED E27 | 7.5W | 320°
2500K | 700lm | EEK=F
8kWh/1000h



Prod. no.: 1005265 | 23.00 GBP




LED E27 | 7.5W | 320°
2500K | 700lm | EEK=F
8kWh/1000h



Prod. no.: 1005265 | 23.00 GBP

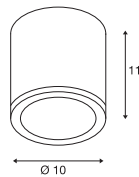


Product	Prod. no.	GBP
Spacer		
● anthracite	1002853	7.00





SITRA
CL, TCR-TSE



220-240V ~50/60Hz
Material: aluminium/glass



Base: 1xG53 Max. diameter: 7.5 cm L: 3.5 cm

Options	Prod. no.	GBP
● anthracite	231545	78.00
○ white	231541	78.00

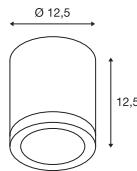


LED GX53 | 6.1W | 120°
3000K | 490lm | EEK=G
6kWh/1000h



Prod. no.: 1005271 | 10.00 GBP

ROX
CL, QPAR111



220-240V ~50/60Hz
Material: aluminium/glass



Base: 1xGU10

Options	Prod. no.	GBP
● aluminium	1000332	113.00

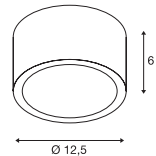


QPAR111 | 12.5W | 10°
3000K | 950lm | EEK=F
13kWh/1000h



Prod. no.: 1005278 | 48.00 GBP

ROX
CL, GX53



220-240V ~50/60Hz
Material: aluminium/glass



Base: 1xG53 Max. diameter: 7.5 cm L: 3.5 cm

Options	Prod. no.	GBP
● aluminium/trans-parent	1000339	139.00



LED GX53 | 6.1W | 120°
3000K | 490lm | EEK=G
6kWh/1000h



Prod. no.: 1005271 | 10.00 GBP

1005202 811





LED
R-CUBE | 805



LED
S-CUBE | 805



SOCKET
S-TUBE | 805



LED
ESKINA SPOT
SENSOR | 807



LED
ESKINA SPOT | 807



SOCKET
SITRA 360 | 808



SOCKET
THEO BRACKET | 808



LED
HELIA | 809



LED
HELIA | 809



SOCKET
MYRA | 811



LED
OUT-BEAM
FRAME | 811



LED
QUADRULO | 811



LED
AINOS | 812-813



LED
AINOS | 813



LED
AINOS | 813



LED
RUBA | 814



SOCKET
BULAN | 815



SOCKET
BULAN GRID | 815




LED
TERANG 200 | 817



LED
IMPERVA | 817



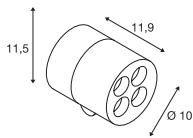
1007511 805



1007653 805



R-CUBE CW



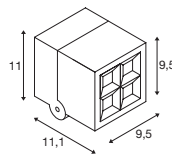
220-240V ~50/60Hz | 350mA
Total wattage: 15W
Material: aluminium



Down 800lm | 2700K | 800lm | 3000K

Options	Prod. no.	GBP
● anthracite	1007511	● 133.00

S-CUBE CW



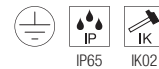
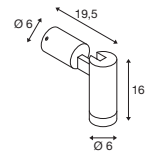
220-240V ~50/60Hz | 350mA
Total wattage: 15W
Material: aluminium



Down 1000lm | 2700K | 1200lm | 3000K

Options	Prod. no.	GBP
● anthracite	1007458	● 133.00

S-TUBE CW



220-240V ~50/60Hz
Material: aluminium



Base: 1xGU10 Max. diameter: 5 cm | L: 5.5 cm

Options	Prod. no.	GBP
● black	1007653	● 85.00




LED GU10 51mm | 6W | 38°
2700K | 450lm | EEK=F
6kWh/1000h



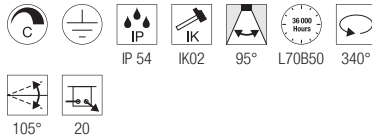
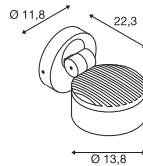
Prod. no.: 1005077 | 7.00 GBP

1002904 807





ESKINA SPOT SENSOR CW, PHASE



220-240V ~50/60Hz | 350mA
Total wattage: 15W
Material: aluminium

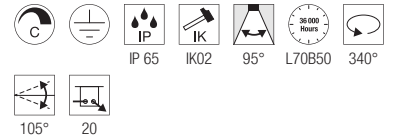
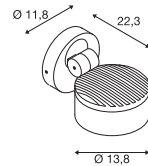
- Motion sensor in the wall rosette.



Down 1000lm | 3000K | 1000lm | 4000K

Options	Prod. no.	GBP
● anthracite	1002904	234.00

ESKINA SPOT CW, PHASE



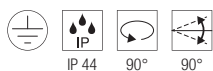
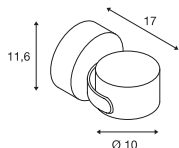
220-240V ~50/60Hz | 350mA
Total wattage: 14.5W
Material: aluminium



Down 1000lm | 3000K | 1000lm | 4000K

Options	Prod. no.	GBP
● anthracite	1002903	217.00

SITRA 360
CW, TCR-TSE



220-240V ~50/60Hz
Material: aluminium/glass



Base: 1xG53 Max. diameter: 7.5 cm L: 3.5 cm

Options	Prod. no.	GBP
● anthracite	231515	94.00

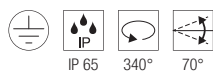
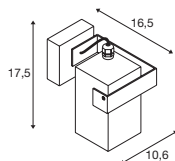


LED GX53 | 6.1W | 120°
3000K | 490lm | EEK=G
6kWh/1000h



Prod. no.: 1005271 | 10.00 GBP

THEO BRACKET
CW



220-240V ~50/60Hz
Material: aluminium/glass



Base: 1xGU10 Max. diameter: 5.1 cm L: 5.7 cm

Options	Prod. no.	GBP
● anthracite	1004653	67.00



LED GU10 51mm | 6W | 38°
2700K | 450lm | EEK=F
6kWh/1000h



Prod. no.: 1005077 | 7.00 GBP



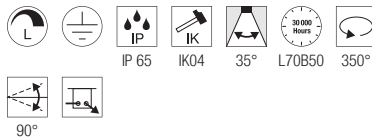
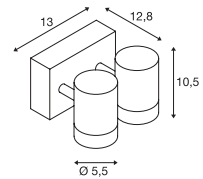
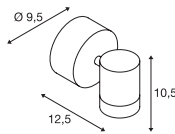
233245 809



1004653 808

HELIA
CW, single, PHASE

HELIA
CW, double, PHASE



220-240V ~50/60Hz | 500mA
Total wattage: 6.5W
Material: aluminium/glass

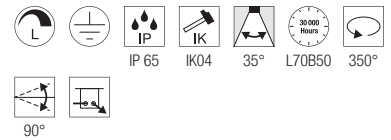


Down 440lm | 3000K

Options	Prod. no.	GBP
● anthracite	233245	151.00



Product	Prod. no.	GBP
Spacer		
● anthracite	1002853	7.00



220-240V ~50/60Hz | 500mA
Total wattage: 13W
Material: aluminium/glass



Down 880lm | 3000K

Options	Prod. no.	GBP
● anthracite	233255	266.00




Product	Prod. no.	GBP
Spacer		
● anthracite	1002853	7.00

1003519 811

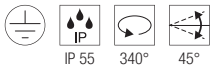
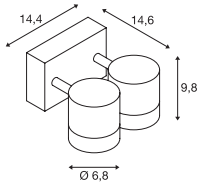


1005202 811





MYRA
WL, double, QPAR51



220-240V ~50/60Hz
Material: aluminium/glass



Base: 2xGU10 Max. diameter: 5.1 cm L: 5.7 cm

Options	Prod. no.	GBP
● anthracite	233095	145.00
● grey	233094	145.00



LED GU10 51mm | 6W | 38°
2700K | 450lm | EEK=F
6kWh/1000h

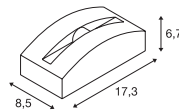


Prod. no.: 1005077 | 7.00 GBP



Product	Prod. no.	GBP
Spacer		
● anthracite	1002853	7.00

OUT-BEAM FRAME
SP



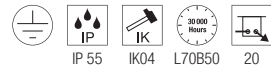
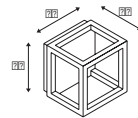
100-240V ~50/60Hz | 700mA
Total wattage: 3.5W
Material: aluminium/acrylic



Down 60lm | 3000K

Options	Prod. no.	GBP
● anthracite	1003518	105.00
○ white	1003519	105.00

QUADRULO
CL



100-277V ~50/60Hz | 480mA
Total wattage: 7.5W
Material: aluminium/acrylic



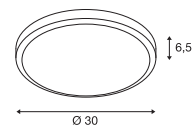
Down 230lm | 3000K

Options	Prod. no.	GBP
● anthracite	1005202	143.00

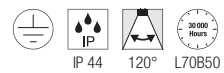


229971 813

AINOS CW



1003452 813



220-240V ~50/60Hz | 500mA
Total wattage: 21W
Material: aluminium/polycarbonate (PC)



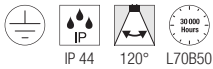
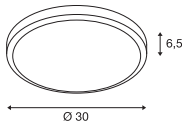
Down

1430lm | 3000K

Options	Prod. no.	GBP
● anthracite	229965	128.00
○ white	229961	128.00



AINOS CW SENSOR



220-240V ~50/60Hz | 500mA
Total wattage: 22W
Material: aluminium/polycarbonate (PC)


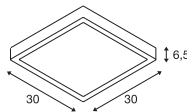
- Sensor in the light housing.



Down 1430lm | 3000K

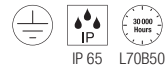
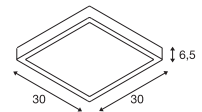
Options	Prod. no.	GBP
● anthracite	229975	168.00
○ white	229971	168.00

AINOS CW, square



220-240V ~50/60Hz | 500mA
Total wattage: 17W
Material: aluminium/polycarbonate (PC)

AINOS CW SENSOR, square



220-240V ~50/60Hz | 500mA
Total wattage: 18W
Material: aluminium/polycarbonate (PC)

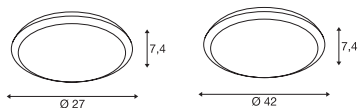
- Sensor in the light housing.



Down 1300lm | 3000K | 1300lm | 4000K

Options	Prod. no.	GBP
● anthracite	1003452	173.00
○ white	1003451	173.00

RUBA CW



220-240V ~50/60Hz | 600mA
 Total wattage: 22W
 Material: polycarbonate (PC)



Down	960lm 2000lm	3000K	1100lm 2300lm	4000K
------	-----------------	-------	------------------	-------

Options	Prod. no.	GBP
○ white Ø: 27cm 960 / 1100lm 12W	1005089	96.00
○ white Ø: 42cm 2000 / 2300lm 22W	1005090	191.00



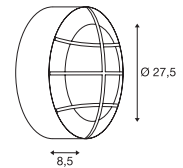
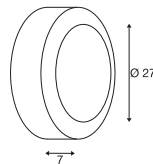

229071 814





BULAN
CW, E14

BULAN GRID
CW, E27



220-240V ~50/60Hz
Material: aluminium/glass

220-240V ~50/60Hz
Material: aluminium/polycarbonate (PC)



Base: 1xE14 Max. diameter: 4.8 cm L: 13 cm

Base: 2xE27 Max. diameter: 5.2 cm L: 17.3 cm

Options	Prod. no.	GBP
● anthracite	229075	57.00
○ white	229071	57.00
● grey	229072	57.00

Options	Prod. no.	GBP
● anthracite	229085	61.00
○ white	229081	61.00



C35 | 4.2W | 320°
2700K | 350lm | EEK=G
5kWh/1000h



Prod. no.: 1005285 | 8.00 GBP



| 13.5W | 240°
4000K | 1600lm | EEK=E
14kWh/1000h



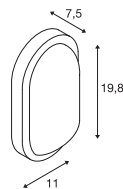
Prod. no.: 1005308 | 11.00 GBP



229935 817



TERANG 200 CW



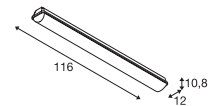
220-240V ~50/60Hz
Total wattage: 11W
Material: aluminium/polycarbonate (PC)



Down 830lm | 3000K

Options	Prod. no.	GBP
● anthracite	229935	69.00
○ white	229931	69.00

IMPERVA 120 CW



220-240V ~50/60Hz | 700mA
Total wattage: 40W
Material: polycarbonate (PC)



Down 4600lm | 3000K

Options	Prod. no.	GBP
● grey	1001314	95.00



233605 823



SCKET

CONCRETO | 821



LED

CONCRETO | 821



LED

ADI | 822



LED

DOWNUNDER
OUT S | 823



LED

DOWNUNDER
OUT M | 823



LED

DOWNUNDER
OUT L | 823



LED

BRICK MESH | 825



LED

BRICK | 825



LED

BRICK | 825



SCKET

BRICK
DOWNUNDER | 827




LED

BRICK
DOWNUNDER | 827



1006406 821

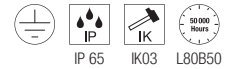
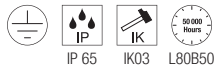
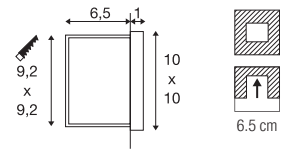
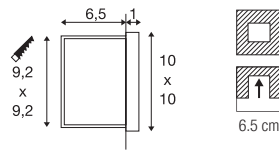


1006407 821



CONCRETO EL, Wing

CONCRETO EL, Cut



100-240V ~50/60Hz | 700mA
Total wattage: 3.2W
Material: concrete/aluminium

100-240V ~50/60Hz | 700mA
Total wattage: 3.2W
Material: concrete/aluminium

- Only mount the light with the light beam pointing downwards
- Recessed fixing kit included

- Only mount the light with the light beam pointing downwards
- Recessed fixing kit included




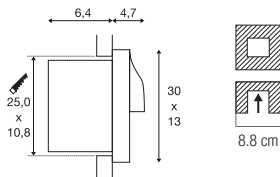
Down 45lm | 3000K

Down 15lm | 3000K

Options	Prod. no.	GBP
● grey	1006406	● 85.00

Options	Prod. no.	GBP
● grey	1006407	● 85.00

ADI
EL



100-277V ~50/60Hz | 500mA
Total wattage: 18W
Material: aluminium/polycarbonate (PC)

- Only mount the light with the light beam pointing downwards
- Recessed fixing kit must be ordered separately



Down 940lm | 3000K


Options	Prod. no.	GBP
● anthracite	233635	225.00



Product	Prod. no.	GBP
Recessed fixing kit		
● black	233639	17.00




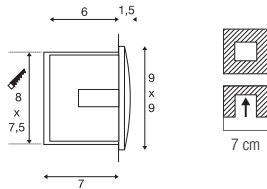
233625 823



233615 823



DOWNUNDER OUT S EL



220-240V ~50/60Hz | 300mA
 Total wattage: 1.7W
 Material: aluminium/plastic


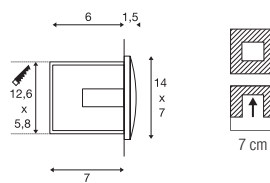
- Only mount the light with the light beam pointing downwards
- Recessed fixing kit included



Down 25lm | 3000K
 65lm

Options	Prod. no.	GBP
● anthracite		
25lm	233605	55.00
○ white		
65lm	233601	55.00

DOWNUNDER OUT M EL



220-240V ~50/60Hz | 300mA
 Total wattage: 4W
 Material: aluminium/plastic

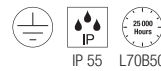
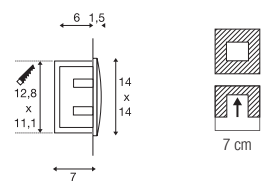
- Only mount the light with the light beam pointing downwards
- Recessed fixing kit included



Down 85lm | 3000K
 155lm

Options	Prod. no.	GBP
● anthracite		
85lm	233625	65.00
○ white		
155lm	233621	65.00

DOWNUNDER OUT L EL



220-240V ~50/60Hz | 300mA
 Total wattage: 4W
 Material: aluminium/plastic

- Only mount the light with the light beam pointing downwards
- Recessed fixing kit included




Down 85lm | 3000K

Options	Prod. no.	GBP
● anthracite	233615	77.00



233650

825


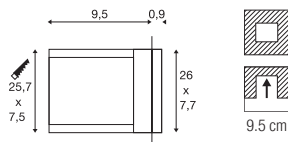



233660

825



BRICK MESH EL



IP 54 L70B50

100-240V ~50/60Hz | 24V
Total wattage: 3.3W
Material: stainless steel 316/glass

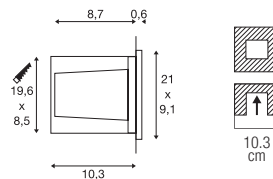
- Recessed fixing kit included



Down 52lm | 3000K

Options	Prod. no.	GBP
● Stainless steel	229110	213.00

BRICK EL, symmetrical



IP 65 IK02 40° L70B50

220-240V ~50/60Hz | 144mA
Total wattage: 9.5W
Material: aluminium/stainless steel 316

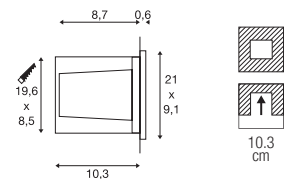
- Recessed fixing kit included



Down 950lm | 3000K

Options	Prod. no.	GBP
● Stainless steel	233650	260.00

BRICK EL, asymmetrical



IP 65 IK02 L70B50

220-240V ~50/60Hz | 144mA
Total wattage: 9.5W
Material: aluminium/stainless steel 316

- Recessed fixing kit included



Down 850lm | 3000K

Options	Prod. no.	GBP
● Stainless steel	233660	260.00


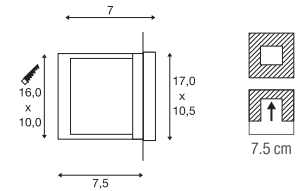
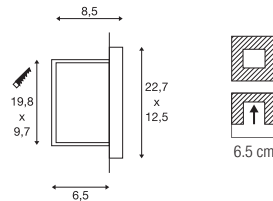


229062 827



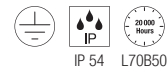
BRICK DOWNUNDER EL, E14

BRICK DOWNUNDER EL



220-240V ~50/60Hz
Material: aluminium/glass

- No recessed fixing kit required



220-240V ~50/60Hz
Total wattage: 1.4W
Material: aluminium/glass

- Recessed fixing kit included



Base: 1xE14 Max. diameter: 4.3 cm | L: 12 cm



Down 30lm | 3000K

Options	Prod. no.	GBP
● grey	229062	36.00

Options	Prod. no.	GBP
● grey	229702	58.00



C35 | 4.2W | 320°
2700K | 350lm | EEK=G
5kWh/1000h



Prod. no.: 1005285 | 8.00 GBP



1006106 839



LED
DASAR® 600 | 831



LED
DASAR® 1200 | 831



LED
DASAR® S | 833



LED
DASAR® S | 833



LED
DASAR® L | 835



LED
DASAR® L | 835



LED
DASAR® XL | 837



LED
DASAR® XL | 837



LED
DASAR®
FLAT 80 | 839



LED
DASAR®
FLAT 120 | 839



LED
DASAR® 255 | 839



LED
DASAR® 920 | 840



LED
DASAR® 920 | 840



LED
DASAR® 270 | 841



LED
DASAR® 270 | 841



SOCKET
DASAR® 115 | 843



SOCKET
DASAR® 115 | 843



SOCKET
DASAR® 115 | 843



SOCKET
DASAR®
EXACT 116 | 845



SOCKET
DASAR®
EXACT 116 | 845



SOCKET
DASAR® 215 | 846



SOCKET
DASAR® 215 | 846



SOCKET
DASAR® 215 | 847



LED
DASAR® 215 | 847



LED
TRAIL-LITE® 60 | 848



LED
POWER
TRAIL-LITE® | 849



LED
POWER
TRAIL-LITE® | 849



LED
GIMBLE OUT | 849



LED
SMALL PLOT | 851



LED
SMALL PLOT | 851



SMALL PLOT | 851



SMALL PLOT | 851



LED
BIG PLOT | 853



LED
BIG PLOT | 853



BIG PLOT | 853



BIG PLOT | 853



LED
ROCCI | 854



LED
ROCCI | 854



LED
ROCCI 200 | 855



LED
ROCCI 200 | 855



SOCKET
SOLASTO | 857



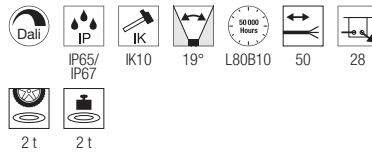
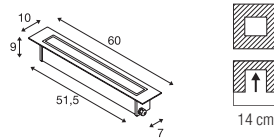
SOCKET
SOLASTO | 857



1007196 831



DASAR® 600 EL



220-240V ~50/60Hz | 550mA
Total wattage: 18W
Material: stainless steel 316

- with connector



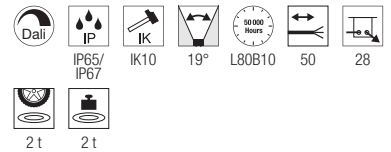
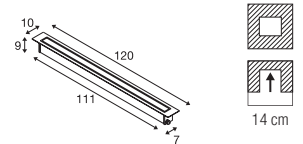
Up 2200lm | 3000K

Options	Prod. no.	GBP
● Stainless steel	1007195	● 471.00



Product	Prod. no.	GBP
Recessed fixing kit		
● black	1007198	25.00

DASAR® 1200 EL



220-240V ~50/60Hz | 900mA
Total wattage: 34W
Material: stainless steel 316

- with connector



Up 4100lm | 3000K

Options	Prod. no.	GBP
● Stainless steel	1007196	● 626.00



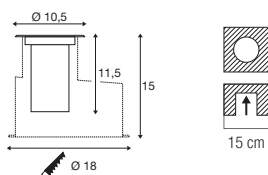
Product	Prod. no.	GBP
Recessed fixing kit		
● black	1007197	43.00



1007680 833



DASAR® S RL, round



220-240V ~50/60Hz | 200mA
Total wattage: 4W
Material: aluminium

- IP connection box



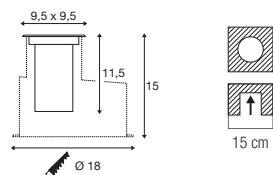
Up 350lm | 3000K

Options	Prod. no.	GBP
● anthracite	1007680	● 180.00



Product	Prod. no.	GBP
Floor-recessed fixing kit S		
● black	1007682	43.00
Reflector 15°		
○ silver	1007683	6.00
Reflector 36°		
○ silver	1007684	6.00
Reflector 50°		
○ silver	1007685	6.00

DASAR® S RL, square



220-240V ~50/60Hz | 200mA
Total wattage: 4W
Material: aluminium

- IP connection box



Up 350lm | 3000K

Options	Prod. no.	GBP
● anthracite	1007681	● 180.00



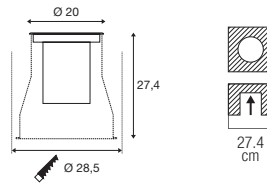
Product	Prod. no.	GBP
Floor-recessed fixing kit S		
● black	1007682	43.00
Reflector 15°		
○ silver	1007683	6.00
Reflector 36°		
○ silver	1007684	6.00
Reflector 50°		
○ silver	1007685	6.00



1007243 835



DASAR® L RL, round



220-240V ~50/60Hz | 500mA
Total wattage: 19 W
Material: aluminium

- with Y connector



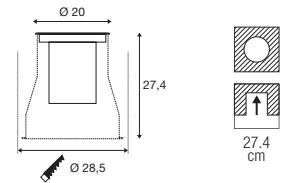
Up 1950lm | 3000K

Options	Prod. no.	GBP
● Stainless steel	1007243	● 411.00



Product	Prod. no.	GBP
Recessed fixing kit for DASAR L		
● black	1007245	43.00
Reflector 15° for L / XL		
○ silver	1007238	11.00
Reflector 36° for L / XL		
○ silver	1007239	11.00
Reflector 60° for L / XL		
○ silver	1007240	11.00

DASAR® L RL, square



220-240V ~50/60Hz | 500mA
Total wattage: 19 W
Material: aluminium

- with Y connector



Up 1950lm | 3000K

Options	Prod. no.	GBP
● black	1007244	● 411.00



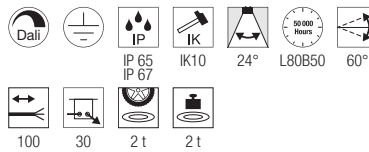
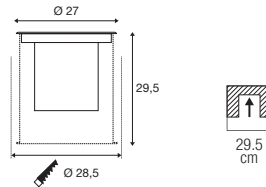
Product	Prod. no.	GBP
Recessed fixing kit for DASAR L		
● black	1007245	43.00
Reflector 15° for L / XL		
○ silver	1007238	11.00
Reflector 36° for L / XL		
○ silver	1007239	11.00
Reflector 60° for L / XL		
○ silver	1007240	11.00



1007242 837



DASAR® XL RL, round



220-240V ~50/60Hz | 700mA
Total wattage: 27W
Material: aluminium

- with Y connector



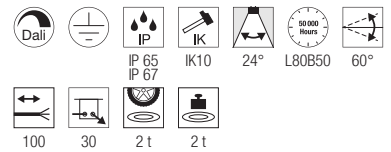
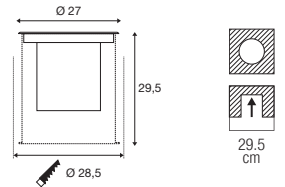
Up 2790lm | 3000K

Options	Prod. no.	GBP
● Stainless steel	1007241	● 497.00



Product	Prod. no.	GBP
Recessed fixing kit for DASAR XL		
● black	1007246	51.00
Reflector 15° for L / XL		
● silver	1007238	11.00
Reflector 36° for L / XL		
● silver	1007239	11.00
Reflector 60° for L / XL		
● silver	1007240	11.00

DASAR® XL RL, square



220-240V ~50/60Hz | 700mA
Total wattage: 27W
Material: aluminium

- with Y connector



Up 2790lm | 3000K

Options	Prod. no.	GBP
● Stainless steel	1007242	● 497.00



Product	Prod. no.	GBP
Recessed fixing kit for DASAR XL		
● black	1007246	51.00
Reflector 15° for L / XL		
● silver	1007238	11.00
Reflector 36° for L / XL		
● silver	1007239	11.00
Reflector 60° for L / XL		
● silver	1007240	11.00



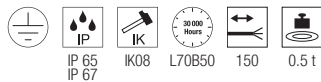
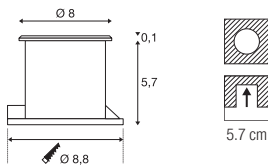
228412 839



229383 839



DASAR® FLAT 80
EL



220-240V ~50/60Hz
Total wattage: 3.5W
Material: stainless steel 304/glass

- Both IP protection classes have been met.
- This light is suitable for installation in wood.
- Open cable end



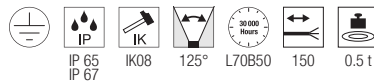
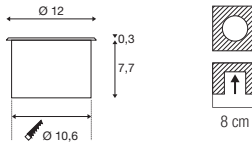
Up 140lm | 3000K

Options	Prod. no.	GBP
● Stainless steel	228412	94.00



Product	Prod. no.	GBP
Connection box IP68, 3-pole		
● black	228730	20.00

DASAR® FLAT 120
EL



220-240V ~50/60Hz | 350mA
Total wattage: 7W
Material: stainless steel 304/aluminium

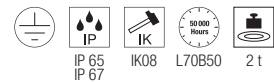
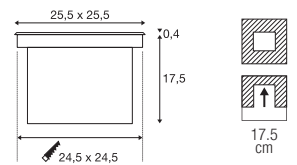
- Open cable end



Up 490lm | 3000K
540lm | 4000K

Options	Prod. no.	GBP
● Stainless steel		
490lm 3000K	1006106	130.00
● Stainless steel		
540lm 4000K	1006107	130.00

DASAR® 255
EL



220-240V ~50/60Hz | 750mA
Total wattage: 31W
Material: stainless steel 316/glass

- Both IP protection classes have been met.

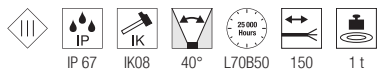
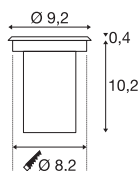
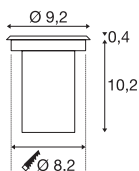


Up 1660lm | 3000K
1720lm | 4000K

Options	Prod. no.	GBP
● Stainless steel		
1660lm 3000K	229383	346.00
● Stainless steel		
1720lm 4000K	229381	346.00

DASAR® 920
EL

DASAR® 920
EL



12-24V
Total wattage: 6.5W
Material: stainless steel 316/glass

- Open cable end



Up 520lm | 3000K

Options	Prod. no.	GBP
● Stainless steel	233500	130.00

220-240V ~50/60Hz | 400mA
Total wattage: 5.5W
Material: stainless steel 316/glass

- Open cable end



Up 300lm | 3000K

Options	Prod. no.	GBP
● Stainless steel	233520	169.00



Product	Prod. no.	GBP
LED power supply 15W 12V		
○ white	1005444	26.00
LED power supply 15 W 24V		
○ white	1005445	26.00

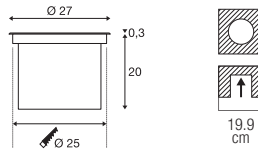


233500 840

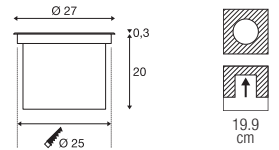




DASAR® 270
EL, asymmetrical



DASAR® 270
EL, symmetrical

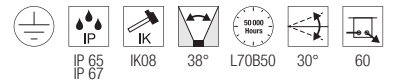


220-240V ~50/60Hz | 700mA
Total wattage: 30W
Material: stainless steel 316/glass



Up 2000lm | 3000K
2100lm | 4000K

Options	Prod. no.	GBP
● stainless steel 2000lm 3000K	1002893	390.00
● stainless steel 2100lm 4000K	1002895	390.00



220-240V ~50/60Hz | 700mA
Total wattage: 30W
Material: stainless steel 316/glass



Up 2500lm | 3000K
2600lm | 4000K

Options	Prod. no.	GBP
● stainless steel 2500lm 3000K	1002897	390.00
● stainless steel 2600lm 4000K	1002898	390.00



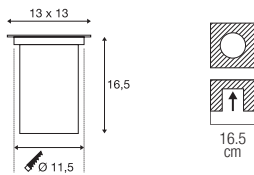
Product	Prod. no.	GBP
DASAR® 270 Honeycomb cover ● black	1002899	12.00



229320 843



DASAR® 115
RL, square, QPAR51



220-240V ~50/60Hz
Material: stainless steel 316/glass



Base: 1xGU10 Max. diameter: 5.1 cm L: 6 cm

Options	Prod. no.	GBP
● Stainless steel	229324	98.00

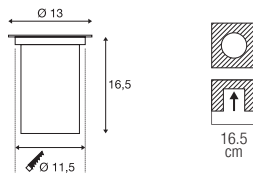


LED GU10 51mm | 6W | 38°
2700K | 450lm | EEK=F
6kWh/1000h



Prod. no.: 1005075 | 7.00 GBP

DASAR® 115
RL, round, QPAR51



220-240V ~50/60Hz
Material: stainless steel 316/glass



Base: 1xGU10 Max. diameter: 5.1 cm L: 6 cm

Options	Prod. no.	GBP
● Stainless steel	229320	98.00

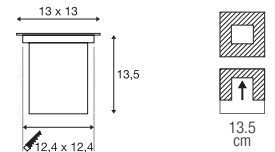


LED GU10 51mm | 6W | 38°
2700K | 450lm | EEK=F
6kWh/1000h



Prod. no.: 1005075 | 7.00 GBP

DASAR® 115
RL, square, QPAR51



220-240V ~50/60Hz
Material: stainless steel 316/glass



Base: 1xGU10 Max. diameter: 5.1 cm L: 6 cm

Options	Prod. no.	GBP
● Stainless steel	229374	98.00



LED GU10 51mm | 6W | 38°
2700K | 450lm | EEK=F
6kWh/1000h



Prod. no.: 1005075 | 7.00 GBP


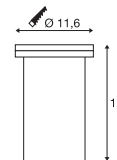
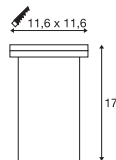


228430 845



DASAR® EXACT 116
EL, square, QPAR51

DASAR® EXACT 116
EL, round, QPAR51



220-240V ~50/60Hz
Material: stainless steel 316/glass

220-240V ~50/60Hz
Material: stainless steel 316/glass



Base: 1xGU10 Max. diameter: 5.1 cm L: 6 cm

Base: 1xGU10 Max. diameter: 5.1 cm L: 6 cm

Options	Prod. no.	GBP
● Stainless steel	228434	107.00

Options	Prod. no.	GBP
● Stainless steel	228430	107.00



LED GU10 51mm | 6W | 38°
2700K | 450lm | EEK=F
6kWh/1000h



Prod. no.: 1005077 | 7.00 GBP

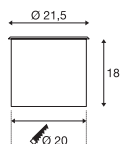


LED GU10 51mm | 6W | 38°
2700K | 450lm | EEK=F
6kWh/1000h



Prod. no.: 1005077 | 7.00 GBP

DASAR® 215
RL, round, QPAR111



18 cm



220-240V ~50/60Hz
Material: stainless steel 316/glass

SOCKET
INSIDE

<75
W

Base: 1xGU10


Options	Prod. no.	GBP
● Stainless steel	229230	230.00



QPAR111 | 12.5W | 10°
3000K | 950lm | EEK=F
13kWh/1000h

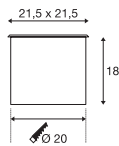


Prod. no.: 1005278 | 48.00 GBP





DASAR® 215
RL, square, QPAR111



220-240V ~50/60Hz
Material: stainless steel 316/glass



Base: 1xGU10

Options	Prod. no.	GBP
● Stainless steel	229234	230.00

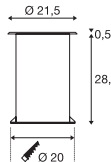


QPAR111 | 12.5W | 10°
3000K | 950lm | EEK=F
13kWh/1000h



Prod. no.: 1005278 | 48.00 GBP

DASAR® 215
RL, round, E27



220-240V ~50/60Hz
Material: stainless steel 316/glass



Base: 1xE27 Max. diameter: 4.5 cm L: 13.4 cm

Options	Prod. no.	GBP
● Stainless steel	229200	220.00


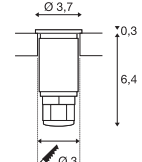


LED E27 | 8W | 240°
3000K | 880lm | EEK=E
8kWh/1000h



Prod. no.: 1005289 | 9.00 GBP

DASAR® 370
EL, round



12-24V
Power consumption: 2W
Material: stainless steel 316/glass

- This light is suitable for installation in wood
- Open cable end




Up 120lm | 3000K

Options	Prod. no.	GBP
● Stainless steel	233540	147.00

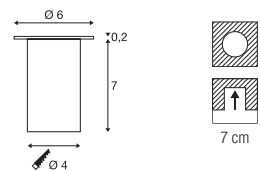


Product	Prod. no.	GBP
LED power supply 15W 12V		
○ white	1005444	26.00
LED power supply 15W 24V		
○ white	1005445	26.00



228332 849

TRAIL-LITE® 60 EL



1000384 849



12V ~50/60Hz
Power consumption: 0.3W
Material: stainless steel 316/glass

- Only operate with conventional transformer.
- Recessed fixing kit included
- This light is suitable for installation in wood



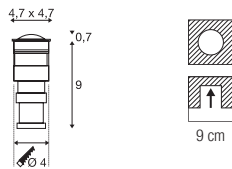
Up

10lm | 3000K

Options	Prod. no.	GBP
● Stainless steel	227462	61.00



POWER TRAIL-LITE® EL, square



350mA
Total wattage: 1W
Material: stainless steel 316/glass

- Operate only with 350mA driver. Only wire together multiple power LEDs in series! Installation sleeve included. The light is suitable for installation in wood
- Open cable end



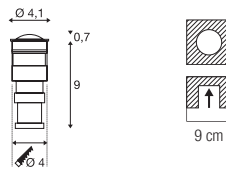
Up 45lm | 3000K

Options	Prod. no.	GBP
● Stainless steel	228342	69.00



Product	Prod. no.	GBP
LED driver 3W 350W		
○ white	1005248	14.00

POWER TRAIL-LITE® EL, round



350mA
Total wattage: 1W
Material: stainless steel 316/glass

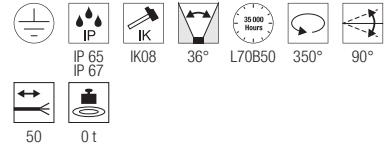
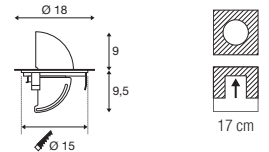
- Operate only with 350mA driver. Only wire together multiple power LEDs in series!
- This light is suitable for installation in wood
- Open cable end



Up 45lm | 3000K

Options	Prod. no.	GBP
● Stainless steel	228332	69.00

GIMBLE OUT EL



220-240V ~50/60Hz | 600mA
Total wattage: 13W
Material: stainless steel 316

- Open cable end



Up 1100lm | 3000K

Options	Prod. no.	GBP
● Stainless steel	1000384	330.00



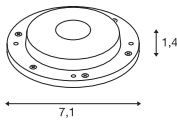
Product	Prod. no.	GBP
Floor-recessed fixing kit		
● black	1000655	62.00
Installation pipe DN160		
● grey	233792	47.00
Connection box IP68, 3-pole		
● black	228730	20.00



1006171 + 1006173 851



SMALL PLOT Modules



24V DC
 Power consumption: 2.6W
 Material: aluminium/polymethylacrylate (PMMA)

- This product is delivered without a cover.
- Open cable end



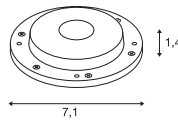
Up 240lm | 3000K

Options	Prod. no.	GBP
● aluminium	1006172	71.00



Product	Prod. no.	GBP
LED power supply, 12/20W 24V inc. strain relief		
○ white	1005381	34.00
LED power supply 15 W 24V		
○ white	1005445	26.00

SMALL PLOT Modules



24V DC
 Power consumption: 2.6W
 Material: stainless steel/polymethylacrylate (PMMA)

- This product is delivered without a cover.
- Open cable end



Up 240lm | 3000K

Options	Prod. no.	GBP
● Stainless steel	1006171	84.00



Product	Prod. no.	GBP
LED power supply, 12/20W 24V inc. strain relief		
○ white	1005381	34.00
LED power supply 15 W 24V		
○ white	1005445	26.00

SMALL PLOT Cover, 2-pack



H: 1.7 cm
 Diameter: 10.3 cm
 Material 1006173: Stainless steel
 Material 1006174: Aluminium

- 500 kg load for 1006174
- 800 kg load for 1006173

Options	Prod. no.	GBP
● anthracite	1006174	37.00
● Stainless steel	1006173	121.00

SMALL PLOT Cover, 4-pack



H: 1.7 cm
 Diameter: 10.3 cm
 Material 1006175: Stainless steel
 Material 1006176: Aluminium

Options	Prod. no.	GBP
● anthracite	1006176	37.00
● Stainless steel	1006175	121.00



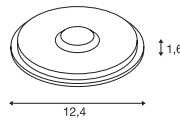
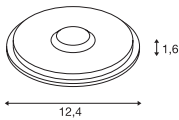
1001359 + 1001255 853



BIG PLOT Modules



BIG PLOT Modules



220-240V ~50/60Hz
 Total wattage: 5.5W
 Material: aluminium/polymethylacrylate (PMMA)

- This product is delivered without a cover
- Open cable end



Up 500lm | 3000K

Options	Prod. no.	GBP
● aluminium	1001256	79.00



Product	Prod. no.	GBP
T-connector box		
● black	228726	31.00
Connection box IP68, 3-pole		
● black	228730	20.00



220-240V ~50/60Hz
 Total wattage: 5.5W
 Material: stainless steel/polymethylacrylate (PMMA)

- This product is delivered without a cover
- Open cable end



Up 500lm | 3000K

Options	Prod. no.	GBP
● Stainless steel	1001359	115.00



Product	Prod. no.	GBP
T-connector box		
● black	228726	31.00
Connection box IP68, 3-pole		
● black	228730	20.00

BIG PLOT Cover, 2-pack



H: 2 cm
 Diameter: 17 cm
 Material: aluminium

- 500 kg load for 1001262
- 800 kg load for 1001254

Options	Prod. no.	GBP
● anthracite	1001262	49.00
● Stainless steel	1001254	170.00

BIG PLOT Cover, 4-pack

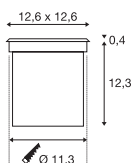


800 kg

H: 2 cm
 Diameter: 17 cm
 Material: stainless steel 316

Options	Prod. no.	GBP
● anthracite	1001263	49.00
● Stainless steel	1001255	170.00

ROCCI
EL, square



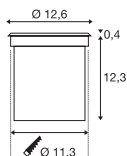
100-277 V ~50/60 Hz | 700 mA
Total wattage: 8.6W
Material: stainless steel 316/glass



Up 580lm | 3000K

Options	Prod. no.	GBP
● Stainless steel	227604	144.00

ROCCI
EL, round




100-277 V ~50/60 Hz | 700 mA
Total wattage: 8.6W
Material: stainless steel 316/glass



Up 580lm | 3000K

Options	Prod. no.	GBP
● Stainless steel	227600	144.00





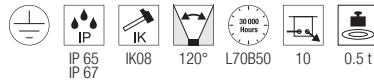
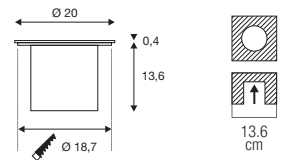
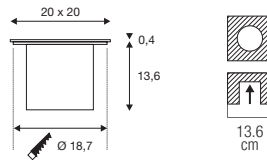
227604 854



1006105 855

ROCCI 200
EL, square

ROCCI 200
EL, round

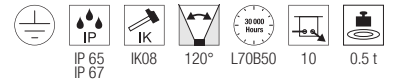


100-277V ~50/60Hz | 350mA
Total wattage: 16W
Material: stainless steel 316/glass



Up 1530lm | 3000K

Options	Prod. no.	GBP
● Stainless steel	1006105	161.00



100-277V ~50/60Hz | 350mA
Total wattage: 16W
Material: stainless steel 316/glass



Up 1530lm | 3000K

Options	Prod. no.	GBP
● Stainless steel	1006104	161.00

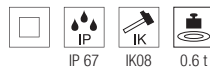
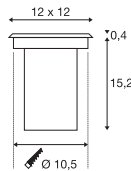


227680

857



SOLASTO EL, square



220-240V ~50/60Hz
Material: stainless steel 304/glass

SOCKET INSIDE <6 W

Base: 1xGU10

Options	Prod. no.	GBP
● Stainless steel	227684	61.00

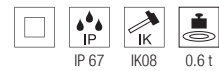

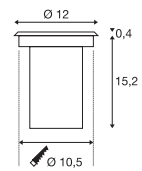


LED GU10 51mm | 6W | 38°
2700K | 450lm | EEK=F
6kWh/1000h



Prod. no.: 1005075 | 7.00 GBP

SOLASTO EL, round



220-240V ~50/60Hz
Material: stainless steel 304/glass

SOCKET INSIDE <6 W

Base: 1xGU10

Options	Prod. no.	GBP
● Stainless steel	227680	61.00



LED GU10 51mm | 6W | 38°
2700K | 450lm | EEK=F
6kWh/1000h



Prod. no.: 1005075 | 7.00 GBP

1006400 281





LED QT | 860



LED C35 | 860



LED TCR-TSE | 860



LED QR51 | 861



LED QPAR51 | 861



LED | 862

LED QPAR111 |
862, 863, 864

QPAR111 | 862, 863



LED A60 | 864, 865



LED T32 | 861



LED T38 | 865



LED T45 | 865



LED ST64 | 865



LED ST58 | 865



LED G125 | 865

LED QT14 G9



220-240V ~50/60Hz
Wattage: 3.6W
Material: ceramic
Diameter: 1.8 cm L: 5.4 cm

Luminous flux	400lm
Lamp current	0.03A
Colour rendering index	93
Output	3,6W
Energy consumption/1000h	4kWh

Options	Prod. no.	GBP
<input type="radio"/> white 3000K	1005286	9.00

LED QT-DE12 R7S, 78 mm



220-240V ~50/60Hz
Wattage: 9W
Material: polycarbonate (PC)
Diameter: 2.9 cm L: 2.9 cm

Luminous flux	1050lm
Lamp current	0.043A
Colour rendering index	95
Output	9W
Energy consumption/1000h	9kWh

Options	Prod. no.	GBP
<input type="radio"/> grey 3000K	1005287	21.00

LED QT-DE12 R7S, 118 mm

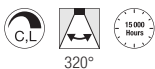


220-240V ~50/60Hz
Wattage: 15W
Material: polycarbonate (PC)
Diameter: 2.9 cm L: 2.9 cm

Luminous flux	2000lm
Lamp current	0.068A
Colour rendering index	92
Output	15W
Energy consumption/1000h	15kWh

Options	Prod. no.	GBP
<input type="radio"/> grey 3000K	1005288	25.00

LED C35 E14

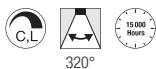


220-240V ~50/60Hz
Wattage: 4.2W
Material: glass
Diameter: 3.5 cm L: 9.8 cm

Luminous flux	380lm
Lamp current	0.025A
Colour rendering index	90
Output	4,2W
Energy consumption/1000h	5kWh

Options	Prod. no.	GBP
<input type="radio"/> transparent 2700K	1005284	6.00

LED C35 E14



220-240V ~50/60Hz
Wattage: 4.2W
Material: glass
Diameter: 3.5 cm L: 9.8 cm

Luminous flux	350lm
Lamp current	0.025A
Colour rendering index	90
Output	4,2W
Energy consumption/1000h	5kWh

Options	Prod. no.	GBP
<input type="radio"/> white 2700K	1005285	8.00

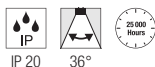
LED TCR-TSE GX53



220-240V ~50/60Hz
Wattage: 6.1W
Material: polycarbonate (PC) /
polycarbonate (PC)
Diameter: 7.5 cm L: 2.4 cm

Luminous flux	490lm
Lamp current	0.034A
Colour rendering index	93
Output	6,1W
Energy consumption/1000h	6kWh


Options	Prod. no.	GBP
<input type="radio"/> white 2700K	1005272	10.00
<input type="radio"/> white 3000K	1005271	10.00
<input type="radio"/> white 4000K	1005269	10.00

LED QR51
GU5.3

12V AC
Wattage: 5.8W
Material: glass
Diameter: 5 cm L: 4.5 cm

Luminous flux	450lm
Lamp current	0.63A
Max. luminosity	1300cd
Colour rendering index	90
Output	5,8W
Energy consumption/1000h	6kWh

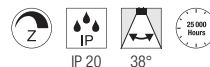
Options	Prod. no.	GBP
<input type="radio"/> transparent		
2700K	1001574	31.00
<input type="radio"/> transparent		
3000K	1001575	31.00

LED QPAR51
GU10, tunable 2700-6500K, smart

220-240V ~50/60Hz
Wattage: 5W
Material: polyamide 66 (PA 66) /
polycarbonate (PC)
Diametr: 5 cm L: 5.4 cm

Luminous flux	350lm
Lamp current	0.04A
Max. luminosity	530cd
Colour rendering index	92
Output	5W
Energy consumption/1000h	5kWh

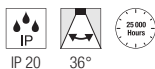
Options	Prod. no.	GBP
<input type="radio"/> white		
2700-6500K	1005311	33.00

LED QPAR51
GU10, RGBW, smart

220-240V ~50/60Hz
Wattage: 5.2W
Material: polyamide 66 (PA 66) /
polycarbonate (PC)
Diameter: 5 cm L: 6.1 cm

Luminous flux	350lm
Lamp current	0.042A
Max. luminosity	680cd
Colour rendering index	92
Output	5,2W
Energy consumption/1000h	5kWh

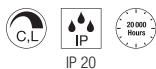
Options	Prod. no.	GBP
<input type="radio"/> white	1005312	47.00

LED QPAR51
GU10

220-240V ~50/60Hz
Wattage: 2.4W
Material: glass
Diameter: 5 cm L: 5.4 cm

Luminous flux	230lm
Lamp current	0.025A
Max. luminosity	450cd
Colour rendering index	80
Output	2,4W
Energy consumption/1000h	3kWh

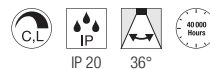
Options	Prod. no.	GBP
<input type="radio"/> transparent		
2700K	1007230	6.00
<input type="radio"/> transparent		
3000K	1007231	6.00

LED T32
GU10

220-240V ~50/60Hz
Wattage: 3.2W
Material: glass
Diameter: 3.2 cm L: 10 cm

Luminous flux	270lm
Lamp current	0.0175A
Colour rendering index	90
Output	3,2W

Options	Prod. no.	GBP
<input type="radio"/> transparent		
2700K	1006321	42.00

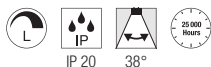
LED QPAR51
GU10

220-240V ~50/60Hz
Wattage: 6W
Material: glass
Diameter: 5 cm L: 5 cm

Luminous flux	360lm
Lamp current	0.033A
Max. luminosity	680cd
Colour rendering index	93
Output	6W
Energy consumption/1000h	6kWh

Options	Prod. no.	GBP
<input type="radio"/> silver		
2200-2700K	1005273	9.00

LED QPAR51 GU10

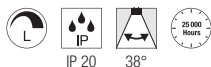


220-240V ~50/60Hz
Wattage: 6W
Material: polycarbonate (PC)
Diameter: 5 cm L: 5 cm

Luminous flux	450lm
Lamp current	0.037A
Max. luminosity	880cd
Colour rendering index	92
Output	6W
Energy consumption/1000h	6kWh

Options	Prod. no.	GBP
● black		
2700K	1005077	7.00
● black		
3000K	1005080	7.00
● black		
4000K	1005083	7.00

LED QPAR51 GU10

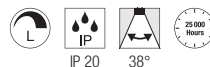


220-240V ~50/60Hz
Wattage: 6W
Material: polycarbonate (PC)
Diameter: 5 cm L: 5 cm

Luminous flux	450lm
Lamp current	0.037A
Max. luminosity	880cd
Colour rendering index	92
Output	6W
Energy consumption/1000h	6kWh

Options	Prod. no.	GBP
○ white		
2700K	1005076	7.00
○ white		
3000K	1005079	7.00
○ white		
4000K	1005082	7.00

LED QPAR51 GU10

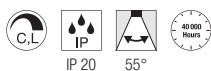


220-240V ~50/60Hz
Wattage: 6W
Material: polycarbonate (PC)
Diameter: 5 cm L: 5.4 cm

Luminous flux	450lm
Lamp current	0.037A
Max. luminosity	880cd
Colour rendering index	92
Output	6W
Energy consumption/1000h	6kWh

Options	Prod. no.	GBP
● grey		
2700K	1005075	7.00
● grey		
3000K	1005078	7.00
● grey		
4000K	1005081	7.00

LED QPAR111 GU10

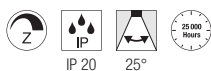


220-240V ~50/60Hz
Wattage: 12W
Material: aluminium
Diameter: 11 cm L: 7 cm

Luminous flux	680lm
Lamp current	0.05A
Max. luminosity	930cd
Colour rendering index	90
Output	12W
Energy consumption/1000h	12kWh

Options	Prod. no.	GBP
● aluminium		
2700K	1005297	73.00
● aluminium		
3000K	1005298	73.00
● aluminium		
4000K	1005299	73.00

QPAR111 GU10, RGBW, smart

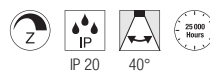


220-240V ~50/60Hz
Wattage: 10W
Material: aluminium
Diameter: 11.1 cm L: 7 cm

Luminous flux	750lm
Lamp current	0.059A
Max. luminosity	3500cd
Colour rendering index	94
Output	10W
Energy consumption/1000h	10kWh

Options	Prod. no.	GBP
○ white	1005315	59.00

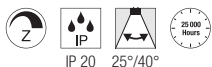
QPAR111 GU10, RGBW, smart



220-240V ~50/60Hz
Wattage: 10W
Material: aluminium/polycarbonate (PC)
Diameter: 11.1 cm L: 7 cm

Luminous flux	780lm
Lamp current	0.059A
Max. luminosity	2000cd
Colour rendering index	94
Output	10W
Energy consumption/1000h	10kWh

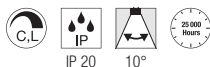
Options	Prod. no.	GBP
○ white	1005316	59.00

**QPAR111**
GU10, tunable 2700-6500K, smart

220-240V ~50/60Hz
Wattage: 10W
Material: aluminium/polycarbonate (PC)
Diameter: 11.1 cm L: 7 cm

Luminous flux	760lm
Lamp current	0.053A
Max. luminosity	4000cd
Colour rendering index	93
Output	10W
Energy consumption/1000h	10kWh

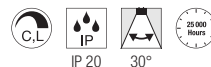
Options	Prod. no.	GBP
<input type="radio"/> white		
2700-6500K 25°	1005313	45.00
<input type="radio"/> white		
2700-6500K 40°	1005314	45.00

LED QPAR111
GU10

220-240V ~50/60Hz
Wattage: 12.5W
Material: aluminium
Diameter: 11.1 cm L: 7 cm

Luminous flux	900lm
Lamp current	0.058A
Max. luminosity	11000cd
Colour rendering index	90
Output	12,5W
Energy consumption/1000h	13kWh

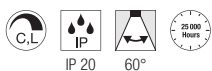
Options	Prod. no.	GBP
<input type="radio"/> silver		
2700K	1005275	48.00
<input type="radio"/> silver		
3000K	1005278	48.00
<input type="radio"/> silver		
4000K	1005281	48.00

LED QPAR111
GU10

220-240V ~50/60Hz
Wattage: 12.5W
Material: aluminium
Diameter: 11.1 cm L: 7 cm

Luminous flux	950lm
Lamp current	0.058A
Max. luminosity	3000cd
Colour rendering index	93
Output	12,5W
Energy consumption/1000h	13kWh

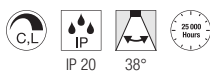
Options	Prod. no.	GBP
<input type="radio"/> silver		
2700K	1005276	43.00
<input type="radio"/> silver		
3000K	1005279	43.00
<input type="radio"/> silver		
4000K	1005282	43.00

LED QPAR111
GU10

220-240V ~50/60Hz
Wattage: 12.5W
Material: aluminium
Diameter: 11.1 cm L: 7 cm

Luminous flux	1000lm
Lamp current	0.058A
Max. luminosity	1000cd
Colour rendering index	93
Output	12,5W
Energy consumption/1000h	13kWh

Options	Prod. no.	GBP
<input type="radio"/> silver		
2700K	1005277	43.00
<input type="radio"/> silver		
3000K	1005280	43.00
<input type="radio"/> silver		
4000K	1005283	43.00

LED QPAR111
GU10

220-240V ~50/60Hz
Wattage: 8W
Material: glass
Diameter: 11.1 cm L: 6.1 cm

Luminous flux	680lm
Lamp current	0.046A
Max. luminosity	1300cd
Colour rendering index	93
Output	8W
Energy consumption/1000h	8kWh

Options	Prod. no.	GBP
<input type="radio"/> transparent		
2700K	1005274	27.00

LED QPAR111
GU10

220-240V ~50/60Hz
Wattage: 7.3W
Material: plastic/aluminium
Diameter: 11.1 cm L: 7.1 cm

Luminous flux	530lm
Lamp current	0.051A
Max. luminosity	1400cd
Colour rendering index	93
Output	7,3W
Energy consumption/1000h	8kWh

Options	Prod. no.	GBP
<input type="radio"/> silver		
2700K	1005291	22.00
<input type="radio"/> silver		
3000K	1005292	22.00

LED QPAR111 GU10



220-240V ~50/60Hz
Wattage: 7.3W
Material: plastic/aluminium
Diameter: 11.1 cm L: 7.1 cm

Luminous flux	500lm
Lamp current	0.051A
Max. luminosity	1000cd
Colour rendering index	93
Output	7.3W
Energy consumption/1000h	8kWh

Options	Prod. no.	GBP
<input type="radio"/> silver 2700K	1005294	22.00
<input type="radio"/> silver 3000K	1005295	22.00
<input type="radio"/> silver 4000K	1005296	22.00

LED A60 E27, tunable 2700-6500K, smart



220-240V ~50/60Hz
Wattage: 9W
Material: polyamide 66 (PA 66)
Diameter: 6 cm L: 11 cm

Luminous flux	800lm
Lamp current	0.067A
Colour rendering index	92
Output	9W
Energy consumption/1000h	9kWh

Options	Prod. no.	GBP
<input type="radio"/> white 2700-6500K	1005317	28.00

LED A60 E27, RGBW, smart

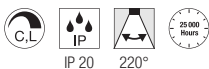


220-240V ~50/60Hz
Wattage: 9W
Material: polyamide 66 (PA 66) / polycarbonate (PC)
Diameter: 6 cm L: 11 cm

Luminous flux	800lm
Lamp current	0.073A
Colour rendering index	92
Output	9W
Energy consumption/1000h	9kWh

Options	Prod. no.	GBP
<input type="radio"/> white	1005318	39.00

LED A60 E27

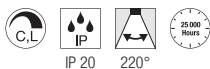


220-240V ~50/60Hz
Wattage: 9W
Material: plastic
Diameter: 6 cm L: 11 cm

Luminous flux	800lm
Lamp current	0.048A
Colour rendering index	90
Output	9W
Energy consumption/1000h	9kWh

Options	Prod. no.	GBP
<input type="radio"/> white 2700K	1005301	7.00

LED A60 E27



220-240V ~50/60Hz
Wattage: 13.2W
Material: plastic
Diameter: 6 cm L: 12 cm

Luminous flux	1300lm
Lamp current	0.062A
Colour rendering index	93
Output	13.2W
Energy consumption/1000h	13kWh

Options	Prod. no.	GBP
<input type="radio"/> white 2700K	1005302	11.00

LED A60 E27



220-240V ~50/60Hz
Wattage: 7.5W
Material: glass
Diameter: 6 cm L: 10.5 cm

Luminous flux	800lm
Lamp current	0.038A
Colour rendering index	93
Output	7.5W
Energy consumption/1000h	8kWh

Options	Prod. no.	GBP
<input type="radio"/> transparent 2700K	1005303	9.00

**LED T38**
E27

220-240V ~50/60Hz
Wattage: 8W
Material: plastic
Diameter: 3.8 cm L: 11.6 cm

Luminous flux	880lm
Lamp current	0.035A
Colour rendering index	94
Output	8W
Energy consumption/1000h	8kWh

Options	Prod. no.	GBP
<input type="radio"/> white		
<input type="radio"/> 3000K	1005289	9.00
<input type="radio"/> white		
<input type="radio"/> 4000K	1005290	9.00

LED T45
E27

220-240V ~50/60Hz
Wattage: 13.5W
Material: plastic
Diameter: 4.5 cm L: 14 cm

Luminous flux	1520lm
Lamp current	0.06A
Colour rendering index	94
Output	13,5W
Energy consumption/1000h	14kWh

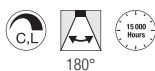
Options	Prod. no.	GBP
<input type="radio"/> white		
<input type="radio"/> 3000K	1005307	11.00
<input type="radio"/> white		
<input type="radio"/> 4000K	1005308	11.00

LED ST64
E27

220-240V ~50/60Hz
Wattage: 7.5W
Material: glass
Diameter: 6.4 cm L: 14.5 cm

Luminous flux	700lm
Lamp current	0.038A
Colour rendering index	90
Output	7,5W
Energy consumption/1000h	8kWh

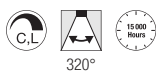
Options	Prod. no.	GBP
<input checked="" type="radio"/> gold		
<input type="radio"/> 2500K	1005265	23.00

LED A60
E27, Mirrorhead, Chrom

220-240V ~50/60Hz
Wattage: 7.5W
Material: glass
Diameter: 6 cm L: 10.5 cm

Luminous flux	720lm
Lamp current	0.038A
Colour rendering index	92
Output	7,5W
Energy consumption/1000h	8kWh

Options	Prod. no.	GBP
<input checked="" type="radio"/> chrome		
<input type="radio"/> 2700K	1005305	17.00

LED ST58
E27

220-240V ~50/60Hz
Wattage: 7.5W
Material: glass
Diameter: 5.8 cm L: 14.2 cm

Luminous flux	800lm
Lamp current	0.038A
Colour rendering index	93
Output	7,5W
Energy consumption/1000h	8kWh

Options	Prod. no.	GBP
<input type="radio"/> transparent		
<input type="radio"/> 2700K	1005268	11.00

LED G125
E27

220-240V ~50/60Hz
Wattage: 7.5W
Material: glass
Diameter: 12.5 cm L: 17.8 cm

Luminous flux	800lm
Lamp current	0.038A
Colour rendering index	93
Output	7,5W
Energy consumption/1000h	8kWh

Options	Prod. no.	GBP
<input type="radio"/> transparent		
<input type="radio"/> 2700K	1005310	16.00



1007300 151

1007308 151

1002913 189



TENSEO
TRANSFORMER | 868



TRANSFORMER | 868



DALI INTERFACE | 868



CONVERTER | 868



DALI UNIVERSAL
DIMMER | 869



DALI
CONTROLLER | 869



CONTROLLER | 869



LED POWER
SUPPLY | 869,
870, 871



DIMMABLE LED
POWER SUPPLY |
871, 872



LED DRIVER | 870,
872, 875, 876, 877



DIMMABLE
LED DRIVER | 871,
872, 873, 874, 875



RF MODULE | 874, 875



CEILING HOOK | 878



CABLE CLAMP | 878



GLENOS® CEILING
ROSETTE | 878



TEXTILE CABLE | 878



CABLE, 3-POLE | 878



WIRE ROPE
SUSPENSION | 878



STOPPER FOR
WIRE ROPE | 879



CABLE
EXTENSION | 879



CONNECTOR
STRIP | 879



DOUBLE-SIDED
TAPE | 879



GU10 LED
CONNECTION
BOX | 880



GU10 CONNECTION
BOX | 880



GU10 SOCKET | 880



CONNECTION
BOX | 881



T-CONNECTOR
BOX | 881



CONNECTION
BOX | 881

TENSEO TRANSFORMER
12V AC | 50VA conventional



220-240V ~50/60Hz
H: 11 cm
Diameter: 11.1 cm
Material: steel/brass

Output voltage	12V AC
Wattage up to	60W
Thermal protection	130°C
Number of secondary outputs	1

Options	Prod. no.	GBP
● black	1002691	96.00
○ white	1002692	96.00
● chrome	1002693	99.00

TENSEO TRANSFORMER
12V AC | 105VA conventional



220-240V ~50/60Hz
H: 11 cm
Diameter: 11.1 cm
Material: brass/glass

Output voltage	12V AC
Wattage up to	105W
Thermal protection	130°C
Number of secondary outputs	1

Options	Prod. no.	GBP
○ white	138981	116.00
● chrome	138982	127.00

TENSEO TRANSFORMER
12V AC | 210VA conventional



220-240V ~50/60Hz
H: 11 cm
Diameter: 13.5 cm
Material: steel/brass

Output voltage	12V AC
Wattage up to	210W
Thermal protection	130°C
Number of secondary outputs	1

Options	Prod. no.	GBP
○ white	138991	175.00
● chrome	138992	183.00

TRANSFORMER
60VA | 12V AC



230V ~50Hz
L: 10.5 cm W: 3.3 cm H: 2.2 cm
Material: polycarbonate (PC)

Output voltage	12V AC
Wattage of	10W
Wattage up to	60W
Control gear power factor	0.98
Thermal protection	110°C
Number of secondary outputs	1

Options	Prod. no.	GBP
○ white	461060	25.00

DALI INTERFACE
1-10V + on/off



250V AC
L: 5.85 cm W: 3.25 cm H: 1.5 cm
Material: plastic

- Suitable for controlling electronic ballasts with 1-10V control input
- Galvanic isolation of DALI input and 1-10V output

Output voltage	250V AC
Wattage up to	1000W

Options	Prod. no.	GBP
● grey	1002218	231.00

CONVERTER
Phase dim -> DALI



100-240V ~50/60Hz
L: 4.6 cm W: 4.5 cm H: 2 cm
Material: polycarbonate (PC)

Output voltage	100-240V AC
Wattage of	0W
Wattage up to	200W

Options	Prod. no.	GBP
○ white	1006452	68.00



DALI UNIVERSAL DIMMER 10-300W



230V AC
L: 12.02 cm W: 3.02 cm H: 2.16 cm
Material: plastic

- Suitable for R, L, and C thanks to automatic load detection.
DALI power consumption: 6mA

Output voltage	230V AC
Wattage of	10W
Wattage up to	300W

Options	Prod. no.	GBP
<input checked="" type="radio"/> grey	1002221	308.00

DALI CONTROLLER 24V DC



10V-24V DC
L: 11.6 cm W: 4.2 cm H: 1.8 cm
Material: polycarbonate (PC)

Output voltage	10-24V DC
Number of secondary outputs	1

Options	Prod. no.	GBP
<input checked="" type="radio"/> white/grey	1003106	55.00

CONTROLLER LED Strip CCT / RGBW




12V/24V DC
L: 14.5 cm W: 4.65 cm H: 1.6 cm
Material: polycarbonate (PC)

Output voltage	12-24V DC
Wattage of	48W
Wattage up to	96W
Thermal protection	100°C

Options	Prod. no.	GBP
<input type="radio"/> white	1006348	69.00

LED POWER SUPPLY 15W | 12V




200-240V ~50/60Hz
H: 2.5 cm
Diameter: 5.5 cm
Material: polycarbonate (PC)

Output voltage	12V DC
Wattage of	0W
Wattage up to	15W
Control gear power factor	0.9
Thermal protection	110°C
Number of secondary outputs	1

Options	Prod. no.	GBP
<input type="radio"/> white	1005444	26.00

LED POWER SUPPLY 15W | 24V

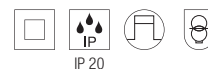


200-240V ~50/60Hz
H: 2.2 cm
Diameter: 5.5 cm
Material: polycarbonate (PC)

Output voltage	24V DC
Wattage of	0W
Wattage up to	15W
Control gear power factor	0.9
Thermal protection	110°C
Number of secondary outputs	1

Options	Prod. no.	GBP
<input type="radio"/> white	1005445	26.00

LED POWER SUPPLY 20W | 12/24V



220-240V ~50/60Hz
L: 11.5 cm W: 4.1 cm H: 2.5 cm
Material: polycarbonate (PC)

Output voltage	12/24V DC
Wattage of	0W
Wattage up to	18W/20W
Control gear power factor	0.95
Thermal protection	110°C
Number of secondary outputs	1

Options	Prod. no.	GBP
<input type="radio"/> white	1005381	34.00

LED DRIVER
30W | 24V DC incl. strain relief



220-240V ~50/60Hz
L: 30 cm W: 3 cm H: 1.6 cm
Material: polycarbonate (PC)

Output voltage	24V DC
Wattage of	0W
Wattage up to	30W
Control gear power factor	0.95
Thermal protection	110°C
Number of secondary outputs	1

Options	Prod. no.	GBP
<input type="radio"/> white	1007250	43.00

LED DRIVER
100W | 24V DC incl. strain relief



220-240V ~50/60Hz
L: 35 cm W: 3 cm H: 1.8 cm
Material: polycarbonate (PC)

Output voltage	24V DC
Wattage of	0W
Wattage up to	100W
Control gear power factor	0.95
Thermal protection	110°C
Number of secondary outputs	1

Options	Prod. no.	GBP
<input type="radio"/> white	1007251	69.00

LED DRIVER
150W | 24V DC incl. strain relief



220-240V ~50/60Hz
L: 35 cm W: 3 cm H: 1.8 cm
Material: polycarbonate (PC)

Output voltage	24V DC
Wattage of	0W
Wattage up to	150W
Control gear power factor	0.95
Thermal protection	110°C
Number of secondary outputs	1

Options	Prod. no.	GBP
<input type="radio"/> white	1007252	86.00

LED DRIVER
250W | 24V DC incl. strain relief

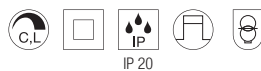


220-240V ~50/60Hz
L: 40 cm W: 4 cm H: 2.2 cm
Material: polycarbonate (PC)

Output voltage	24V DC
Wattage of	0W
Wattage up to	250W
Control gear power factor	0.95
Thermal protection	110°C
Number of secondary outputs	1

Options	Prod. no.	GBP
<input type="radio"/> white	1007253	103.00

LED POWER SUPPLY
25W | 24V

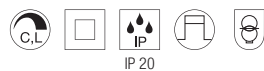


220-240V ~50/60Hz
L: 12.8 cm W: 5.2 cm H: 3 cm
Material: polycarbonate (PC) / polycarbonate (PC)

Output voltage	24V DC
Wattage of	9.6W
Wattage up to	25W
Control gear power factor	0.95
Thermal protection	110°C
Number of secondary outputs	1

Options	Prod. no.	GBP
<input type="radio"/> white/grey	1006336	31.00

LED POWER SUPPLY
50W | 24V



220-240V ~50/60Hz
L: 18.4 cm W: 6.1 cm H: 3.2 cm
Material: polycarbonate (PC) / polycarbonate (PC)

Output voltage	24V DC
Wattage of	12W
Wattage up to	50W
Control gear power factor	0.95
Thermal protection	110°C
Number of secondary outputs	1

Options	Prod. no.	GBP
<input type="radio"/> white/blue	1003104	43.00



LED POWER SUPPLY

100W | 24V DC



220-240V ~50/60Hz
L: 21 cm W: 6.7 cm H: 3.4 cm
Material: polycarbonate (PC) /
polycarbonate (PC)

Output voltage	24V DC
Wattage of	33W
Wattage up to	100W
Control gear power factor	0.95
Thermal protection	110°C
Number of secondary outputs	1

Options	Prod. no.	GBP
<input checked="" type="radio"/> white/blue	1003105	104.00

LED DRIVER

30W | 24V DC DALI dimmable

incl. strain relief



220-240V ~50/60Hz
L: 30 cm W: 3 cm H: 1.6 cm
Material: polycarbonate (PC)

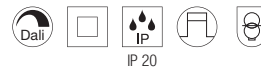
Output voltage	24V DC
Wattage of	12W
Wattage up to	30W
Control gear power factor	0.95
Thermal protection	110°C
Number of secondary outputs	1

Options	Prod. no.	GBP
<input type="radio"/> white	1007254	52.00

LED DRIVER

100W | 24V DC DALI dimmable

incl. strain relief



220-240V ~50/60Hz
L: 35 cm W: 3 cm H: 1.8 cm
Material: polycarbonate (PC)


Output voltage	24V DC
Wattage of	30W
Wattage up to	100W
Control gear power factor	0.95
Thermal protection	110°C
Number of secondary outputs	1

Options	Prod. no.	GBP
<input type="radio"/> white	1007255	95.00

LED DRIVER

150W | 24V DC DALI dimmable

incl. strain relief



220-240V ~50/60Hz
L: 35 cm W: 3 cm H: 1.8 cm
Material: polycarbonate (PC)


Output voltage	24V DC
Wattage of	45W
Wattage up to	150W
Control gear power factor	0.95
Thermal protection	110°C
Number of secondary outputs	1

Options	Prod. no.	GBP
<input type="radio"/> white	1007256	121.00

LED DRIVER

250W | 24V DC DALI dimmable

incl. strain relief



220-240V ~50/60Hz
L: 40 cm W: 4 cm H: 2.2 cm
Material: polycarbonate (PC)

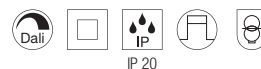
Output voltage	24V DC
Wattage of	75W
Wattage up to	250W
Control gear power factor	0.95
Thermal protection	110°C
Number of secondary outputs	1

Options	Prod. no.	GBP
<input type="radio"/> white	1007257	138.00

LED POWER SUPPLY

60W | DALI, 24V, 2 channel

DALI dimmable




220-240V ~50/60Hz
L: 20.2 cm W: 5.8 cm H: 3 cm
Material: polycarbonate (PC)

Output voltage	24V DC
Wattage of	5W
Wattage up to	60W
Control gear power factor	0.95
Thermal protection	110°C
Number of secondary outputs	2

Options	Prod. no.	GBP
<input type="radio"/> white	1006133	132.00

LED POWER SUPPLY
100W | 24V | 2 channel DALI
dimmable




220-240V ~50/60Hz
L: 34.7 cm W: 4 cm H: 2.2 cm
Material: polycarbonate (PC)

Wattage of	5W
Wattage up to	100W
Control gear power factor	0.95
Thermal protection	110°C
Number of secondary outputs	2

Options	Prod. no.	GBP
<input type="radio"/> white	1006134	158.00

LED DRIVER
10W | 200mA | dimmable including
strain relief



220-240V ~50/60Hz
L: 8.5 cm W: 4.1 cm H: 2.2 cm
Material: polycarbonate (PC)

Output voltage	30-42V DC
Wattage of	6W
Wattage up to	8.4W
Control gear power factor	0.9
Thermal protection	110°C
Number of secondary outputs	1

Options	Prod. no.	GBP
<input type="radio"/> white	1007215	31.00

LED DRIVER
6W | 350mA | Dimmable

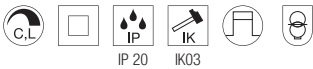


220-240V ~50/60Hz
L: 6.3 cm W: 4 cm H: 2.3 cm
Material: polycarbonate (PC)

Output voltage	10-17V DC
Wattage of	3.5W
Wattage up to	5.9W
Control gear power factor	0.9
Thermal protection	110°C
Number of secondary outputs	1

Options	Prod. no.	GBP
<input type="radio"/> white	1002791	25.00

LED DRIVER
20W | 350mA | Dimmable

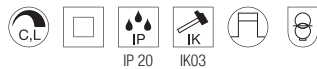


220-240V 0/~50/60Hz
L: 11.6 cm W: 4.1 cm H: 2.5 cm
Material: polycarbonate (PC)

Output voltage	28-50V DC
Wattage of	9.8W
Wattage up to	17.5W
Control gear power factor	0.95
Thermal protection	110°C
Number of secondary outputs	1

Options	Prod. no.	GBP
<input type="radio"/> white	1007228	35.00

LED DRIVER
20W | 350mA/500mA | PHASE

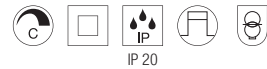


220-240V 0/~50/60Hz
L: 11.6 cm W: 4.1 cm H: 2.5 cm
Material: polycarbonate (PC)

Output voltage	10-30V DC
Wattage of	3.5W
Wattage up to	15W
Control gear power factor	0.95
Thermal protection	110°C
Number of secondary outputs	1

Options	Prod. no.	GBP
<input type="radio"/> white	1007227	35.00

LED DRIVER
700mA | PHASE



220-240V ~50/60Hz
L: 8.5 cm W: 4.1 cm H: 2.2 cm
Material: polycarbonate (PC)

Output voltage	8.6-12.9V DC
Wattage of	6W
Wattage up to	9W
Control gear power factor	0.9
Thermal protection	110°C
Number of secondary outputs	1

Options	Prod. no.	GBP
<input type="radio"/> white	1007213	31.00



LED DRIVER
20W | 700mA | Dimmable



200-240V ~50/60Hz
L: 11.5 cm W: 4.1 cm H: 2.5 cm
Material: polycarbonate (PC)

Output voltage	18-26V DC
Wattage of	12.6W
Wattage up to	18.2W
Control gear power factor	0.9
Thermal protection	110°C
Number of secondary outputs	1

Options	Prod. no.	GBP
<input type="radio"/> white	1006202	30.00

LED DRIVER
40W | 700mA | Dimmable




200-240V ~50/60Hz
L: 14.5 cm W: 4 cm H: 3 cm
Material: polycarbonate (PC)

Output voltage	32-54V DC
Wattage of	22.4W
Wattage up to	37.8W
Control gear power factor	0.9
Thermal protection	110°C
Number of secondary outputs	1

Options	Prod. no.	GBP
<input type="radio"/> white	1005446	39.00

LED DRIVER
40W | 1050mA | Dimmable



220-240V ~50/60Hz
L: 16.6 cm W: 5.2 cm H: 2.4 cm
Material: polycarbonate (PC)

Output voltage	22-43V DC
Wattage of	23W
Wattage up to	45W
Control gear power factor	0.95
Thermal protection	110°C
Number of secondary outputs	1

Options	Prod. no.	GBP
<input type="radio"/> white	464804	49.00

LED DRIVER
40W | 1000mA | Dimmable



220-240V ~50/60Hz
L: 14.5 cm W: 4 cm H: 3 cm
Material: polycarbonate (PC)

Output voltage	25-40V DC
Wattage of	26.3W
Wattage up to	42W
Control gear power factor	0.9
Thermal protection	110°C
Number of secondary outputs	1

Options	Prod. no.	GBP
<input type="radio"/> white	1005387	49.00

LED DRIVER
25W | 150-700mA | DALI dimmable

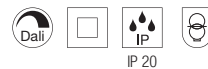


220-240V 0/~50/60Hz
L: 11.9 cm W: 5.2 cm H: 2.25 cm
Material: polycarbonate (PC)

Output voltage	2-50V DC
Wattage of	0.3W
Wattage up to	25W
Control gear power factor	0.95
Thermal protection	110°C
Number of secondary outputs	1

Options	Prod. no.	GBP
<input type="radio"/> white	1007229	61.00

LED DRIVER
25W | 150-300mA | DALI dimmable



220-240V ~50/60Hz
L: 14.18 cm W: 4.38 cm H: 3 cm
Material: polycarbonate (PC)

Output voltage	10-40V DC
Wattage of	1.5W
Wattage up to	12W
Control gear power factor	0.9
Thermal protection	110°C
Number of secondary outputs	1

Options	Prod. no.	GBP
<input type="radio"/> white	1006456	73.00

RF MODULE for DALI driver



NEW



L: 4.3 cm W: 3.1 cm H: 1.2 cm
Material: polycarbonate (PC)

- Zigbee 3.0 Single Colour

RF MODULE for DALI driver



NEW

L: 4.3 cm W: 3.1 cm H: 1.2 cm
Material: polycarbonate (PC)

- Casambi

LED DRIVER 12W | 250mA DALI dimmable with RF interface



NEW



220-240V ~50/60Hz
L: 14.18 cm W: 4.38 cm H: 3 cm
Material: polycarbonate (PC)

Output voltage	10-40V DC
Wattage of	1.5W
Wattage up to	12W
Control gear power factor	0.9
Thermal protection	110°C
Number of secondary outputs	1

Options	Prod. no.	GBP
<input type="radio"/> white	1006199	33.00

Options	Prod. no.	GBP
<input type="radio"/> white	1006454	111.00

Options	Prod. no.	GBP
<input type="radio"/> white	1006194	73.00

LED DRIVER 40W | 500mA DALI dimmable with RF interface



NEW



220-240V ~50/60Hz
L: 12.3 cm W: 7.9 cm H: 3 cm
Material: polycarbonate (PC)

Output voltage	10-42V DC
Wattage of	5W
Wattage up to	42W
Control gear power factor	0.95
Thermal protection	110°C
Number of secondary outputs	1

Options	Prod. no.	GBP
<input type="radio"/> white	1006195	86.00

LED DRIVER 40W | 700mA DALI dimmable with RF interface



NEW



220-240V ~50/60Hz
L: 12.3 cm W: 7.9 cm H: 3 cm
Material: polycarbonate (PC)

Output voltage	10-42V DC
Wattage of	5W
Wattage up to	42W
Control gear power factor	0.95
Thermal protection	110°C
Number of secondary outputs	1

Options	Prod. no.	GBP
<input type="radio"/> white	1006196	86.00

LED DRIVER 40W | 1050mA DALI dimmable with RF interface



NEW



220-240V ~50/60Hz
L: 12.3 cm W: 7.9 cm H: 3 cm
Material: polycarbonate (PC)

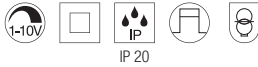
Output voltage	10-40V DC
Wattage of	5W
Wattage up to	42W
Control gear power factor	0.95
Thermal protection	110°C
Number of secondary outputs	1

Options	Prod. no.	GBP
<input type="radio"/> white	1006197	86.00



LED DRIVER

20W | 250-700mA 1-10V/DALI dimmable



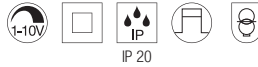
220-240V ~50/60Hz
L: 15 cm W: 5.2 cm H: 2.8 cm
Material: polycarbonate (PC)

Output voltage	6-60V DC
Wattage of	1.5W
Wattage up to	20W
Control gear power factor	0.9
Thermal protection	110°C
Number of secondary outputs	1

Options	Prod. no.	GBP
<input type="radio"/> white	1002423	73.00

LED DRIVER

40W | 500-1050mA 1-10V/DALI dimmable



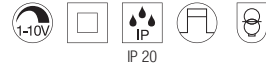
220-240V ~50/60Hz
L: 12.3 cm W: 7.9 cm H: 2.4 cm
Material: polycarbonate (PC)

Output voltage	9-58V DC
Wattage of	4.5W
Wattage up to	40W
Control gear power factor	0.9
Thermal protection	110°C
Number of secondary outputs	1

Options	Prod. no.	GBP
<input type="radio"/> white	1002424	78.00

LED DRIVER

50W | 700-1500mA 1-10V/DALI dimmable



220-240V ~50/60Hz
L: 12.3 cm W: 7.9 cm H: 2.4 cm
Material: polycarbonate (PC)

Output voltage	6-58V DC
Wattage of	4.2W
Wattage up to	50W
Control gear power factor	0.9
Thermal protection	110°C
Number of secondary outputs	1


Options	Prod. no.	GBP
<input type="radio"/> white	1002425	83.00

LED DRIVER

40W | 1050mA DALI CCT tunable



NEW



220-240V ~50/60Hz
L: 12.3 cm W: 7.9 cm H: 3 cm
Material: polycarbonate (PC)

Output voltage	10-40V DC
Wattage of	5W
Wattage up to	42W
Control gear power factor	0.9
Thermal protection	110°C
Number of secondary outputs	7

Options	Prod. no.	GBP
<input type="radio"/> white	1006198	133.00

RF MODULE

for DALI driver



NEW



L: 4.3 cm W: 3.1 cm H: 1.2 cm
Material: polycarbonate (PC)

- Zigbee 3.0 Dual Colour

Options	Prod. no.	GBP
<input type="radio"/> white	1006455	33.00

LED DRIVER

10W | 250mA



220-240V ~50/60Hz
L: 6.5 cm W: 3.9 cm H: 2 cm
Material: polycarbonate (PC)

Output voltage	26-40V DC
Wattage of	6.5W
Wattage up to	10W
Control gear power factor	0.9
Thermal protection	110°C
Number of secondary outputs	1

Options	Prod. no.	GBP
<input type="radio"/> white	1004780	23.00

LED DRIVER
3W | 350mA

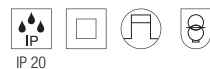


100-240V ~50/60Hz
L: 6.5 cm W: 2.9 cm H: 1.8 cm
Material: polycarbonate (PC)

Output voltage	2,7-10V DC
Wattage of	1W
Wattage up to	3,5W
Control gear power factor	0.4
Thermal protection	110°C
Number of secondary outputs	1

Options	Prod. no.	GBP
<input type="radio"/> white	1005248	14.00

LED DRIVER
3W | 350mA AMP socket included



100-240V ~50/60Hz
L: 6.5 cm W: 2.9 cm H: 1.8 cm
Material: polycarbonate (PC)

Output voltage	2.7-10V DC
Wattage of	1W
Wattage up to	3.5W
Control gear power factor	0.4
Thermal protection	110°C
Number of secondary outputs	1

Options	Prod. no.	GBP
<input type="radio"/> white	1007270	17.00

LED DRIVER
20W | 350mA



220-240V 0/~50/60Hz
L: 11.6 cm W: 4.1 cm H: 2.5 cm
Material: polycarbonate (PC)

Output voltage	2-54V DC
Wattage of	0.7W
Wattage up to	19W
Control gear power factor	0.95
Thermal protection	110°C
Number of secondary outputs	1

Options	Prod. no.	GBP
<input type="radio"/> white	1007225	26.00

LED DRIVER
21W | 500mA including strain relief

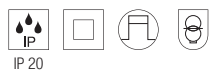


220-240V 0/~50/60Hz
L: 11.6 cm W: 4.1 cm H: 2.5 cm
Material: polycarbonate (PC)

Output voltage	2-42V DC
Wattage of	1W
Wattage up to	21W
Control gear power factor	0.95
Thermal protection	110°C
Number of secondary outputs	1

Options	Prod. no.	GBP
<input type="radio"/> white	1007226	26.00

LED DRIVER
3W | 700mA including strain relief



100-240V ~50/60Hz
L: 6.5 cm W: 2.9 cm H: 1.8 cm
Material: polycarbonate (PC)

Output voltage	2,7-4V DC
Wattage of	1.9W
Wattage up to	2.8W
Control gear power factor	0.4
Thermal protection	110°C
Number of secondary outputs	1

Options	Prod. no.	GBP
<input type="radio"/> white	1007216	20.00

LED DRIVER
30W | 700mA



220-240V ~50/60Hz
L: 14.7 cm W: 4.3 cm H: 3 cm
Material: polycarbonate (PC)

Output voltage	30-42V DC
Wattage of	21W
Wattage up to	29,5W
Control gear power factor	0.9
Thermal protection	110°C
Number of secondary outputs	1

Options	Prod. no.	GBP
<input type="radio"/> white	1004781	27.00



LED DRIVER

40W | 1050mA



220-240V ~50/60Hz
L: 14.7 cm W: 4.3 cm H: 3 cm
Material: polycarbonate (PC)

Output voltage	30-42V DC
Wattage of	31.5W
Wattage up to	44W
Control gear power factor	0.9
Thermal protection	110°C
Number of secondary outputs	1

Options	Prod. no.	GBP
<input type="radio"/> white	1004782	31.00

LED DRIVER

40W | 700/900/1000mA



120-277V ~50/60Hz
L: 12.3 cm W: 7.9 cm H: 3 cm
Material: polycarbonate (PC)

Output voltage	28-52V DC
Wattage of	19.6W
Wattage up to	40W
Control gear power factor	0.9
Thermal protection	110°C
Number of secondary outputs	3

Options	Prod. no.	GBP
<input type="radio"/> white	1006120	49.00



CEILING HOOK



L: 4.6 cm
Diameter: 1.8 cm
Material: aluminium

Options	Prod. no.	GBP
● black	132670	17.00
○ white	132671	17.00

CABLE CLAMP



L: 3.1 cm
Diameter: 1.4 cm
Material: aluminium

Options	Prod. no.	GBP
● black	132680	11.00
○ white	132681	11.00

GLENOS® Ceiling rosette



220-240V ~50/60Hz
L: 8.5 cm W: 8.5 cm H: 2.7 cm
Material: aluminium

Nominal voltage	220-240V ~50/60Hz
Max. current load	8.5A

Options	Prod. no.	GBP
● black	210060	28.00
○ white	210061	28.00
● grey	210064	28.00

TEXTILE CABLE 3-pin, 10 m



L: 1000 cm
Diameter: 0.6 cm
Material: polyvinyl chloride (PVC)/textile

Max. voltage 300V ACV

Options	Prod. no.	GBP
● black	961270	54.00

CABLE 3-pin, 3 x 0,75 mm², 10 m



L: 1000 cm

Max. voltage 300V ACV

Options	Prod. no.	GBP
○ transparent	961250	24.00

WIRE ROPE SUSPENSION



L: 500cm
Diameter: 0.15 cm
Material: steel/plastic

Max. voltage 300V ACV

Options	Prod. no.	GBP
○ silver	961037	18.00



STOPPER FOR WIRE ROPE



IP 20

Diameter: 0.7 cm
Material: steel

CABLE EXTENSION



IP 20

L: 100 cm
Material: plastic

- With amp plug and socket

Max. current load 0.35A

Options	Prod. no.	GBP
<input checked="" type="radio"/> grey	961034	25.00

Options	Prod. no.	GBP
<input type="radio"/> white	111861	7.00

CONNECTOR STRIP
3 outlets

IP 20

L: 5.2 cm W: 1.4 cm H: 1.3 cm
Material: plastic

DOUBLE-SIDED TAPE



L: 300 cm W: 0.9 cm

Max. current load 0.35A


Options	Prod. no.	GBP
<input checked="" type="radio"/> black	111850	12.00

Options	Prod. no.	GBP
<input type="radio"/> transparent	220000	13.00



1000735 699

GU10 LED CONNECTION BOX with base, max. 10W



L: 3.8 cm W: 3.1 cm H: 1.7 cm
Material: plastic

GU10 CONNECTION BOX with base, universal



220-240V ~50/60Hz
L: 2.8 cm W: 2.8 cm H: 3.7 cm
Material: ceramic/plastic

- Cable length 15 cm

GU10 SOCKET



230V ~50Hz
H: 1.6 cm
Diameter: 2.8 cm
Material: ceramic

- Cable length 15 cm

Nominal voltage 230V ~50Hz

Options	Prod. no.	GBP
● black	1007283	6.00

Options	Prod. no.	GBP
● white/black	1000909	7.00

Options	Prod. no.	GBP
○ white	955135	2.00



CONNECTION BOX IP68, 3-pin



IP 68

230V ~50Hz
L: 11.5 cm
Diameter: 2.7 cm
Material: polyamide (PA)

Nominal voltage	230V ~50Hz
Max. voltage	450V ACV
Max. current load	17.5A

Options	Prod. no.	GBP
● black	228730	20.00

T-CONNECTOR BOX IP68, 3-pin



IP 68

230V ~50Hz
L: 11 cm W: 6.4 cm H: 3 cm
Material: polyamide (PA)

Nominal voltage	230V ~50Hz
Max. voltage	500V DCV
Max. current load	17.5A

Options	Prod. no.	GBP
● black	228726	31.00

CONNECTION BOX IP68, 5-pin



IP 68

230V ~50Hz
L: 13 cm
Diameter: 3.2 cm
Material: polyamide (PA)

Nominal voltage	230V ~50Hz
Max. voltage	450V ACV
Max. current load	32A

Options	Prod. no.	GBP
● black	228725	16.00

CONNECTION BOX IP68, 5-pin, DALI



NEW



IP 68

450V
L: 18 cm W: 6.3 cm H: 3.3 cm
Material: polyamide 66 (PA 66)

Nominal voltage	450V
Max. current load	16A

Options	Prod. no.	GBP
● black	1006453	31.00

NUMINOS®





	Recessed lights	83 – 87, 91 – 93
	Wall and ceiling lights	99 – 101
	Ceiling lights	103 – 105
	Pendant lights	106 – 109
	3-phase busbars	110 – 113, 115
	48V system	469 – 471
	Accessory parts	94 – 95

Or simply configure your system online at: numinos.slv.com

NEW TRIA®

	Recessed lights	122 – 147
-----------------------------------------------------------------------------------	-----------------------	-----------





MEDO®

	Wall and ceiling lights	148 – 161
	Ceiling lights	164 – 165
	Pendant lights	166 – 167
	Recessed lights	168 – 169

LALU®

	Pendant lights	176 – 183
-------------------------------------------------------------------------------------	----------------------	-----------

ONE®

	Pendant lights	186 – 191
	Wall and ceiling lights	192 – 193
	3-phase busbars	194 – 195
	Table and floor lamps	196 – 199

Please note: 7-digit product no. can be found from page 886

111000		117351	262	143021	495
111262	238			143022	495
111292	239	132000		143030	497
111362	145	132020	409	143031	497
111382	145	132021	409	143032	497
111850	879	132024	409	143040	497
111861	879	132600	279, 281, 283, 295, 305, 309, 318	143041	497
		132601	279, 281, 283, 295, 305, 307, 309	143042	497
112000		132605	279, 281, 283, 295, 305, 309	143050	497
112221	227	132610	295, 305	143051	497
112222	227	132611	295, 305	143052	497
112225	227	132660	296	143060	497
112242	234	132661	296	143061	497
112682	227	132662	296	143062	497
112692	227	132670	878	143070	497
112720	238	132671	878	143071	497
112721	238	132680	878	143072	497
112780	238, 239, 240	132681	878	143080	497
112781	238, 239, 240	132690	295	143081	497
112910	220	132691	295	143082	497
112911	220	132835	660	143090	497
				143091	497
113000		133000		143092	497
113140	219	133009	309	143100	497
113141	219	133019	309	143101	497
113150	219	133050	309	143102	497
113151	219	133060	309	143110	497
113160	220	133444	307	143111	497
113161	220	133481	314	143112	497
113170	221	133482	314	143120	279
113171	221	133489	314	143121	279
113262	238	133490	314	143124	279
113292	239	133840	167	143130	497
113492	145	133841	167	143131	497
113512	145	133850	167	143132	497
113540	145	133851	167	143151	497
113541	145			143152	497
113550	145	135000		143160	497
113830	145	135250	153, 157, 161, 165	143161	497
113840	145	135251	153, 157, 161, 165	143162	497
113841	145	135254	153, 157, 161, 165	143169	497
113890	141			143170	497, 499
113891	141	138000		143171	497, 499
113930	257	138981	868	143172	497, 499
113931	257	138982	868	143190	513
113940	257	138991	868	143191	513
113941	257	138992	868	143221	499
113970	141			143230	499
113971	141	139000		143231	499
113976	141	139004	483	143241	499
		139006	484	143251	499
114000		139024	482	143261	499
114420	245	139026	483	143271	499
114421	245	139030	482	143281	499
114426	245	139031	482	143350	521
114430	245	139040	483	143351	521
114431	245	139041	483	143354	521
114436	245	139050	483	143380	497
114440	246	139051	483	143381	497
114441	246	139060	484	143382	497
114450	247	139061	484	143390	513
114451	247	139070	486	143391	513
114480	232	139071	486	143392	513
114481	232	139072	486	143430	519
		139080	486	143431	519
115000		139081	486	143432	519
115510	214	139082	486	143440	519
115511	214	139090	487	143441	519
115520	214	139091	487	143442	519
115521	214	139092	487	143450	515
115530	214	139100	489	143451	515
115531	214	139101	489	143454	515
115540	215	139102	489	143540	520
115541	215	139120	491	143541	520
115550	215	139121	491	143544	520
115551	215	139122	491	143580	507
		139130	489	143581	507
117000		139131	489	143594	511
117100	265	139132	489	143621	511
117101	265			143731	520
117110	265	143000		143811	521
117111	265	143010	495	143930	512
117311	230	143011	495	143932	512
117321	262	143012	495	143941	516
117331	230	143020	495	143951	517

143960	517	151456	367	155530	312
143961	517	151511	263	155540	447
143990	509	151514	263	155550	266
143991	509	151531	263, 408	155551	266
144000		151534	263, 408	155582	267, 297, 449
144010	511	151591	373	155583	267, 297, 449
144011	511	151710	368	155592	267, 297, 449
144019	511	151711	368	155714	306
144200	515	151740	368	155752	375
144201	515	151741	368	155780	447
144204	515	151781	329	155790	447
		151786	329	155910	313
		151791	329	155930	313
		151796	329		
145000		151800	379	156000	
145990	279, 281, 283, 295, 305, 309	151801	379	156050	268
145994	279, 281, 283, 295, 305, 309	151803	379	156051	268
146000		151810	259	156100	297
146010	453	151811	259	156111	267, 297, 449
146332	389	151830	407	156113	267, 297, 449
146682	387	151831	407	156122	267, 297, 449
146692	387	151840	259, 379, 407	156141	296, 448
		151850	305	156143	296, 448
147000		151851	305	156152	296, 448
147301	405	151853	305		
147306	405	151950	242	158000	
147311	405	151952	242	158400	301
147316	405	151960	242	158410	303
147321	405	151962	242	158799	243
147326	405				
147360	411	152000		161000	
147361	411	152010	407	161271	231
147370	411	152011	407	161291	231
147371	411	152020	407	161461	272
147380	411	152021	407		
147381	411	152101	259	165000	
147441	415	152230	541	165358	319
147442	415	152231	541	165359	319
147443	415	152232	541	165390	317
147444	415	152240	541	165400	317
147529	373	152241	541	165410	317
147550	409	152242	541		
147551	409	152320	538	181000	
147559	409	152321	538	181530	485
		152330	399	181531	485
		152331	399	181532	485
148000		152340	383		
148001	271	152341	383	186000	
148002	271	152360	301	186300	485
148004	270	152370	303	186301	485
148005	271	152380	232	186302	485
148010	357	152381	232	186310	485
148012	361	152430	543	186311	485
148013	361	152431	543	186312	485
148016	361	152600	540	186330	485
148018	356	152601	540	186331	485
148019	359	152610	540	186332	485
148060	360	152611	540	186340	485
148070	233	152640	543	186341	485
148071	233	152641	543	186342	485
148091	359	152750	537	186350	485
148540	388	152751	537	186351	485
		152780	537	186352	485
149000		152781	537	186360	485
149381	305	152960	543	186361	485
149387	305	152961	543	186362	485
149388	305			186640	485
149452	381	153000		186641	485
149471	334	153130	536	186642	485
149511	334	153140	535		
149762	332	153141	535	210000	
149772	332	153420	537	210060	318, 878
		153421	537	210061	878
151000		153560	539	210064	878
151040	314	153561	539		
151041	314	153564	539	220000	
151049	314	153850	537	220000	879
151271	366	153851	537		
151275	366			227000	
151282	337	155156	273	227176	779
151320	362	155180	427	227195	768
151321	362	155236	427	227219	657
151410	367	155373	269	227220	657
151411	367	155490	448	227221	657
151450	367			227410	694
151451	367				

227418	694	229961	812	232195	676, 677
227462	848	229965	812	232285	781
227505	689	229971	813	232294	682
227600	854	229975	813	232295	682
227604	854			232431	755
227680	857	230000		232435	752
227684	857	230030	759	232441	753
227922	667, 668	230034	759	232445	753
		230044	746	232461	752
228000		230045	746	232465	752
228100	667	230060	631, 661, 671, 685	232485	773
228110	667	230061	671	232491	773
228130	667	230063	671	232495	773
228332	849	230066	671	232497	773
228342	849	230069	671	232531	741
228412	839	230084	747	232535	741
228430	845	230085	747	232537	741
228434	845	230090	642	232905	771
228555	699	230355	779	232915	771
228560	699	230365	765		
228712	653, 665, 685	230435	660	233000	
228722	653, 665	230444	746	233094	811
228725	881	230445	746	233095	811
228730	881	230465	659	233104	785
228752	685	230655	747	233105	785
228753	613, 659	230657	747	233114	764
228754	633, 637			233115	764
228771	761	231000		233134	783
228775	761	231010	758	233135	783
228776	761	231012	758	233145	685
228925	665	231015	758	233165	685
228935	665	231035	696	233185	685
228945	665	231072	693	233214	764, 783, 785
228960	663	231205	743	233215	764, 783, 785
228965	663	231215	637	233245	809
		231225	637	233255	809
229000		231230	633, 637, 640, 641	233302	761
229020	646	231231	681	233427	642
229021	646	231233	648, 649, 655, 669, 673	233437	643
229022	646, 647	231235	649	233447	640
229062	827	231305	681	233457	640
229071	815	231315	780	233500	840
229072	815	231351	762	233520	840
229075	815	231355	762	233540	847
229081	815	231370	649	233570	698
229085	815	231371	649	233571	698
229090	697	231410	647	233580	698
229110	825	231411	647	233582	698
229162	668	231420	648	233601	823
229172	668	231440	649	233605	823
229200	847	231455	675	233615	823
229230	846	231457	675	233621	823
229234	847	231475	672	233625	823
229320	843	231505	685	233635	822
229324	843	231515	808	233639	822
229374	843	231525	703	233650	825
229381	839	231535	703	233660	825
229383	839	231541	801	233792	849
229410	641	231545	801		
229411	641	231585	778	234000	
229420	643	231595	672	234505	736
229421	643	231805	768	234515	735
229422	642, 643, 645, 662	231807	768	234525	737
229430	645	231815	675	234535	797
229431	645	231817	675		
229432	645	231960	692	461000	
229524	736	231961	692	461060	868
229525	736			464804	873
229531	735	232000			
229532	735	232045	777	631000	
229535	735	232055	799	631337	433
229551	797	232065	659	631339	433
229554	797	232075	659		
229555	797	232085	659	900000	
229564	737	232101	775	900011	697, 698
229565	737	232105	775		
229574	735	232115	633	955000	
229575	735	232119	633	955135	880
229664	775	232125	633		
229665	775	232135	678	961000	
229702	827	232145	678	961034	879
229740	695	232155	676	961037	878
229741	697	232165	676	961250	878
229931	817	232175	677	961270	878
229935	817	232185	677		

1000100	
1000127	403
1000128	403
1000129	403
1000130	403
1000131	403
1000132	403
1000135	403
1000136	403

1000300	
1000327	377
1000329	377
1000330	377
1000332	801
1000333	767
1000334	767
1000335	781
1000336	779
1000339	801
1000340	767
1000342	767
1000343	673
1000344	673
1000345	673
1000346	673
1000384	849
1000398	659, 661

1000400	
1000422	365
1000423	365
1000458	567
1000459	567
1000461	567
1000462	567
1000464	567
1000465	567
1000466	569, 571
1000468	569, 571
1000469	569, 571
1000473	569
1000474	569
1000476	569
1000477	569
1000479	569
1000480	569
1000487	569
1000489	569
1000497	573
1000498	573

1000500	
1000523	573
1000524	573
1000525	573
1000533	573
1000534	573
1000535	575
1000536	575
1000540	574
1000546	574
1000549	574
1000557	575
1000558	575
1000560	574
1000561	574
1000566	574
1000567	574
1000571	574
1000574	239
1000575	239
1000576	238
1000577	238
1000579	267, 297, 449
1000580	267, 297, 449

1000600	
1000613	351
1000614	353
1000615	353
1000616	351
1000618	351
1000621	353
1000623	353

1000634	367
1000638	362
1000639	362
1000640	362
1000655	849
1000665	662
1000666	662
1000668	341
1000669	341
1000670	341
1000682	666
1000683	666
1000685	253
1000686	253
1000688	253
1000689	253
1000691	253
1000692	253
1000694	253
1000695	253

1000700	
1000702	405
1000703	405
1000704	405
1000711	516
1000712	517
1000713	511
1000714	228
1000715	228
1000716	228
1000717	228
1000718	228
1000719	228
1000720	228
1000721	228
1000726	165
1000729	379
1000730	379
1000735	699
1000736	699
1000763	448
1000773	296
1000777	339
1000780	339
1000783	274
1000784	274
1000785	274
1000786	274
1000797	780
1000799	684

1000800	
1000801	684
1000807	261
1000808	261
1000809	261, 306
1000810	261, 306
1000811	261, 306
1000812	261, 306
1000813	306
1000820	777
1000821	661
1000822	661
1000823	799
1000824	351
1000825	353
1000833	237
1000880	783
1000881	783
1000886	413
1000887	413
1000889	413
1000890	413
1000892	413
1000893	413
1000895	413
1000896	413

1000900	
1000909	880
1000910	377
1000911	377
1000914	218
1000915	218

1000917	218
1000926	293
1000927	293
1000929	293
1000930	293
1000932	293
1000933	293
1000935	293
1000936	293
1000957	297

1001000	
1001015	236
1001016	236
1001017	237
1001018	237
1001019	430
1001020	430

1001100	
1001165	235
1001166	235
1001167	235
1001168	235
1001169	235
1001171	235
1001172	235

1001200	
1001254	853
1001255	853
1001256	853
1001262	853
1001263	853
1001264	237
1001272	380
1001273	380
1001274	380
1001275	380
1001276	380
1001283	431
1001284	431
1001286	431
1001287	431
1001299	341

1001300	
1001300	341
1001303	341
1001304	341
1001309	293
1001310	293
1001314	817
1001359	853

1001400	
1001400	291
1001403	291
1001406	291
1001409	291
1001460	452
1001461	452
1001462	452
1001463	452
1001468	388
1001472	388
1001488	669
1001489	669
1001490	669
1001494	669

1001500	
1001505	275
1001506	275
1001508	275
1001509	275
1001542	279, 281, 283, 295, 305, 307
1001574	861
1001575	861

1001700	
1001701	312
1001800	
1001861	521
1001868	513

1001869	513	1002203	701	1002890	167
1001871	539	1002215	263, 408	1002891	167
1001872	539	1002216	263	1002893	841
1001900		1002218	868	1002895	841
1001901	170	1002221	869	1002897	841
1001902	170	1002228	335	1002898	841
1001903	170	1002229	335	1002899	841
1001905	171	1002238	357		
1001906	171	1002239	371	1002900	
1001907	171	1002240	371	1002900	721
1001930	234	1002400		1002902	721
1001931	234	1002402	745	1002903	807
1001939	272	1002403	745	1002904	807
1001950	153, 157, 161, 165	1002423	875	1002905	783
1001951	153, 157, 161, 165	1002424	875	1002906	631
1001952	153, 157, 161, 165	1002425	875	1002907	631
1001962	697	1002430	387	1002909	188
1001963	697	1002431	387	1002910	188
1001964	694	1002432	387	1002911	188
1001965	694	1002432	387	1002912	188
1001968	509	1002494	663	1002913	189
1001969	762	1002500		1002914	189
1001970	762	1002503	763	1002915	193
1001999	655	1002504	763	1002917	193
		1002505	763	1002918	193
1002000		1002505	763	1002919	193
1002000	655	1002583	453, 601	1002922	243
1002001	655	1002591	221	1002925	373
1002002	777	1002592	221	1002927	373
1002003	257	1002594	221	1002928	363
1002004	255	1002600		1002929	363
1002005	255	1002602	482	1002931	379
1002006	255	1002603	482	1002933	379
1002008	257	1002604	482	1002934	261
1002010	255	1002607	387	1002936	261
1002011	255	1002608	387	1002937	305
1002012	255	1002608	387	1002939	305
1002013	255	1002686	535	1002940	426
1002015	255	1002690	491	1002941	426
1002018	765	1002691	868	1002948	311
1002020	423	1002692	868	1002949	311
1002021	423	1002693	868	1002950	311
1002022	423	1002694	491	1002951	310
1002023	405	1002695	491	1002952	760
1002024	405	1002696	491	1002953	760
1002025	405	1002697	485	1002954	760
1002029	411	1002698	485	1002955	760
1002030	411	1002699	485	1002956	679
1002032	739	1002700		1002957	679
1002033	739	1002700	485	1002958	679
1002034	739	1002701	485	1002959	679
1002035	773	1002702	485	1002962	329
1002045	315	1002702	485	1002964	329
1002046	315	1002703	485	1002965	261
1002069	759	1002704	485	1002967	272
1002070	759	1002705	485	1002968	272
1002075	425	1002791	872	1002969	401
1002076	425	1002800		1002970	401
1002077	425	1002842	363	1002971	401
1002098	244	1002843	363	1002973	401
1002099	244	1002844	363	1002974	401
		1002844	363	1002975	401
1002100		1002845	497	1002976	401
1002100	244	1002853	723, 725, 727, 729, 730, 777	1002977	401
1002101	244	1002854	520	1002978	401
1002102	244	1002855	381	1002979	241
1002110	517	1002860	389	1002980	241
1002111	517	1002861	489	1002981	241
1002113	517	1002862	489	1002982	243
1002116	387	1002863	489	1002989	770
1002117	387	1002864	490	1002990	770
1002118	387	1002865	490	1002991	681
1002119	387	1002866	490	1002992	681
1002140	383	1002867	785		
1002151	495	1002868	769	1003000	
1002152	495	1002869	769	1003001	683
1002153	495	1002871	652	1003004	281
1002163	279, 281, 283, 295	1002873	509	1003005	281
1002190	333	1002874	509	1003006	281
1002191	333	1002875	509	1003007	281
1002192	333	1002876	535	1003008	223
		1002877	535	1003009	223
1002200		1002878	535	1003010	223
1002201	701	1002882	165	1003011	225
		1002884	785	1003012	225

1003013	225	1003508	339	1004737	591
1003014	419	1003518	811	1004738	376
1003015	419	1003519	811	1004739	376
1003016	419	1003530	290	1004740	370
1003017	417	1003532	290	1004741	370
1003018	417	1003535	651	1004742	370
1003019	417	1003536	650	1004743	370
1003029	448	1003537	651	1004744	281, 295, 309, 318
1003040	275	1003538	651	1004745	281, 295, 309
1003041	275	1003539	775	1004746	281, 295, 309
1003042	275			1004747	749
1003043	275	1004600		1004748	749
1003044	289	1004649	785	1004749	629
1003045	289	1004650	756	1004750	629
1003046	289	1004651	756	1004751	629
1003047	289	1004652	701	1004757	693
1003048	289	1004653	808	1004759	188
1003049	289	1004660	349	1004760	188
1003050	289	1004661	349	1004761	188
1003051	289	1004662	349	1004762	188
1003052	275	1004663	349	1004763	188
1003053	275	1004664	399	1004764	188
1003054	275	1004665	399	1004765	189
1003055	275	1004666	258	1004766	189
1003073	243	1004667	258	1004767	189
1003074	243	1004668	229	1004768	189
		1004669	229	1004769	194
1003100		1004670	355	1004770	194
1003104	870	1004671	355	1004771	194
1003105	871	1004674	295, 309	1004772	194
1003106	869	1004675	295, 309	1004773	296, 448
		1004676	295	1004774	267, 297, 449
1003300		1004677	797	1004775	267, 297, 449
1003316	369	1004678	757	1004780	875
1003317	369	1004679	757	1004781	876
		1004680	653	1004782	877
1003400		1004681	653	1004783	497
1003416	729	1004682	376	1004784	497
1003417	729	1004686	533	1004785	497
1003418	730	1004687	533		
1003419	730	1004688	533	1004800	
1003420	795	1004689	533	1004889	570
1003421	795	1004690	533	1004890	570
1003422	725	1004691	533	1004893	571
1003423	725	1004692	533	1004894	571
1003424	727	1004693	533	1004895	571
1003425	727	1004694	223	1004896	577
1003426	793	1004695	223	1004897	577
1003427	793	1004696	223	1004898	577
1003428	375	1004697	225	1004899	577
1003429	375	1004698	225		
1003430	375	1004699	225	1004900	
1003431	375			1004900	578
1003432	307	1004700		1004901	578
1003435	300	1004700	419	1004902	578
1003436	300	1004701	419	1004903	579
1003437	729	1004702	419	1004904	579
1003438	730	1004705	417	1004905	577
1003439	795	1004706	382	1004906	577
1003440	725	1004707	382	1004907	577
1003441	727	1004708	582	1004908	577
1003442	793	1004709	582	1004909	578
1003447	692	1004710	582	1004910	578
1003448	692	1004712	583	1004911	579
1003449	813	1004713	583	1004912	578
1003450	813	1004714	583	1004913	578
1003451	813	1004716	584	1004914	578
1003452	813	1004717	584	1004915	578
1003453	759	1004718	584	1004916	578
1003454	759	1004719	584	1004917	578
1003455	384	1004720	585	1004932	575
1003456	385	1004721	585	1004933	507
1003457	384	1004722	586	1004934	507
1003458	385	1004723	586	1004935	507
1003459	385	1004725	587	1004936	507
1003460	385	1004726	591	1004957	785
1003466	240	1004727	589	1004969	349
1003467	364	1004729	330	1004970	453
1003468	364	1004730	330	1004971	337
1003470	721	1004731	331		
1003479	792, 793, 795	1004732	359	1005000	
		1004733	356	1005075	862
1003500		1004734	591	1005076	862
1003506	339	1004735	591	1005077	862
1003507	339	1004736	591	1005078	862

1005079	862	1005315	862	1006195	874
1005080	862	1005316	862	1006196	874
1005081	862	1005317	864	1006197	874
1005082	862	1005318	864	1006198	875
1005083	862	1005381	869	1006199	874
1005085	420	1005387	873		
1005086	420	1005390	445	1006200	
1005087	421	1005391	445	1006202	873
1005088	421	1005392	445	1006268	719
1005089	814	1005394	445	1006270	719
1005090	814	1005395	288		
		1005396	288	1006300	
1005100		1005397	532	1006307	355
1005125	755	1005399	532	1006308	355
1005126	755			1006314	749
1005148	739	1005400		1006316	791
1005149	739	1005400	532	1006317	720
1005150	739	1005401	532	1006318	720
1005151	741	1005402	532	1006319	349, 720
1005153	741	1005407	217	1006321	861
1005154	741	1005408	217	1006326	691
1005155	741	1005410	217	1006327	792
1005156	741	1005415	217	1006328	723
1005157	741	1005416	217	1006329	723
1005177	188	1005418	217	1006336	870
1005178	189	1005423	217	1006343	445
		1005424	217	1006344	445
1005200		1005435	220	1006345	288
1005201	744	1005436	220	1006348	869
1005202	811	1005439	630	1006377	295
1005205	725, 727, 729, 730, 731, 793	1005440	630	1006378	295
1005206	725, 727, 729, 730, 731, 793	1005441	683	1006379	614, 615, 616, 617, 618, 619
1005207	725, 727, 729, 730, 731, 793	1005442	639	1006380	614, 615, 616, 617, 618, 619
1005214	318	1005443	751	1006381	614, 615, 616, 617, 618, 619
1005215	318	1005444	869	1006382	614, 615, 616, 617, 618, 619
1005216	318	1005445	869	1006383	616
1005217	318	1005446	171, 873	1006384	619
1005218	318			1006385	618
1005248	876	1006100		1006386	621
1005262	725, 727, 729, 730, 731	1006104	855	1006387	617
1005263	725, 727, 729, 730, 731	1006105	855	1006388	620
1005265	865	1006106	839	1006389	617
1005268	865	1006107	839	1006390	619
1005269	860	1006120	877	1006391	618
1005271	860	1006121	219	1006392	621
1005272	860	1006122	219	1006393	617
1005273	861	1006123	429	1006394	620
1005274	863	1006124	429	1006395	281
1005275	863	1006125	429	1006396	281
1005276	863	1006126	429	1006397	281
1005277	863	1006127	429	1006398	281
1005278	863	1006128	429	1006399	281
1005279	863	1006133	871		
1005280	863	1006134	872	1006400	
1005281	863	1006155	508	1006400	281
1005282	863	1006156	508	1006402	281
1005283	863	1006157	534	1006403	281
1005284	860	1006158	534	1006404	717
1005285	860	1006159	309, 508, 534	1006405	717
1005286	860	1006160	309, 508, 534	1006406	821
1005287	860	1006161	382	1006407	821
1005288	860	1006162	382	1006408	627
1005289	865	1006171	851	1006409	627
1005290	865	1006172	851	1006410	318
1005291	863	1006173	851	1006411	157
1005292	863	1006174	851	1006412	157
1005294	864	1006175	851	1006414	157
1005295	864	1006176	851	1006415	157
1005296	864	1006178	742	1006417	157
1005297	862	1006179	742	1006418	157
1005298	862	1006180	635	1006420	157
1005299	862	1006181	635	1006421	157
		1006182	635	1006423	395
1005300		1006183	743	1006424	395
1005301	864	1006184	637	1006425	397
1005302	864	1006185	191	1006426	397
1005303	864	1006186	191	1006427	397
1005305	865	1006187	191	1006428	397
1005307	865	1006188	191	1006429	397
1005308	865	1006189	191	1006430	397
1005310	865	1006190	191	1006431	285
1005311	861	1006191	691	1006432	285
1005312	861	1006192	691	1006433	285
1005313	863	1006193	691	1006434	285
1005314	863	1006194	874	1006435	285

1006436	285	1006633	475	1007250	870
1006437	285	1006634	475	1007251	870
1006438	285	1006635	475	1007252	870
1006439	397	1006636	475	1007253	870
1006440	397	1006639	477	1007254	871
1006441	347	1006640	477	1007255	871
1006442	347	1006641	477	1007256	871
1006443	347	1006642	477	1007257	871
1006444	347	1006645	477	1007270	876
1006445	505	1006646	477	1007271	208
1006446	505	1006647	477	1007272	208
1006449	285, 347, 395, 505	1006648	477	1007273	209
1006450	285, 347, 395, 505			1007274	209
1006451	285, 347, 395, 505	1007000		1007281	711
1006452	868	1007083	459, 463, 467	1007282	711
1006453	881	1007084	459, 463, 467	1007283	880
1006454	243, 874	1007090	207	1007284	150
1006455	875	1007091	207	1007285	150
1006456	873	1007092	207	1007286	152
		1007093	207	1007287	152
1006500		1007094	207	1007288	150
1006565	459, 463, 467	1007095	205	1007289	150
1006566	459, 463, 467	1007096	205	1007290	152
1006567	459, 463, 467	1007097	205	1007291	152
1006568	459, 463, 467	1007098	205	1007292	150
1006569	459, 463, 467	1007099	205	1007293	150
1006570	459, 463, 467			1007294	152
1006571	459, 463, 467	1007100		1007295	152
1006572	459, 463, 467	1007137	459, 463, 467	1007296	150
1006573	459, 463, 467	1007138	459, 463, 467	1007297	150
1006574	459, 463, 467	1007142	715	1007298	152
1006575	459	1007143	715	1007299	152
1006576	459	1007144	715		
1006577	459	1007145	715	1007300	
1006578	459	1007146	689	1007300	151
1006579	459	1007147	689	1007301	151
1006580	459	1007180	205	1007302	153
1006581	463	1007181	205	1007303	153
1006582	463	1007182	205	1007304	151
1006583	463	1007183	205	1007305	151
1006584	463	1007184	207	1007306	153
1006585	463	1007185	207	1007307	153
1006586	463	1007186	207	1007308	151
1006587	467	1007187	207	1007309	151
1006588	467	1007188	463, 467	1007310	153
1006589	467	1007189	463, 467	1007311	153
1006590	467	1007190	285, 347, 395, 505	1007312	151
1006591	467	1007191	207	1007313	151
1006592	467	1007192	205	1007314	153
1006593	459	1007193	205	1007315	153
1006594	459	1007194	207	1007316	161
1006595	463	1007195	831	1007317	161
1006596	463	1007196	831	1007318	161
1006597	467	1007197	831	1007319	161
1006598	467	1007198	831	1007320	161
1006599	459, 463, 467			1007321	161
		1007200		1007322	161
1006600		1007200	331	1007323	161
1006600	459, 463, 467	1007201	331	1007324	161
1006601	459, 463, 467	1007202	331	1007325	161
1006602	459, 463, 467	1007207	744	1007326	161
1006603	459, 463, 467	1007213	872	1007327	161
1006604	459, 463, 467	1007215	872	1007328	126
1006605	459, 463, 467	1007216	876	1007329	126
1006606	459, 463, 467	1007225	876	1007330	126
1006607	459, 463, 467	1007226	872	1007331	126
1006608	459, 463, 467	1007228	872	1007332	126
1006609	459, 463	1007229	873	1007333	126
1006610	467	1007230	861	1007334	126
1006611	459	1007231	861	1007335	126
1006612	459	1007232	614	1007336	126
1006613	459, 463, 467	1007233	614	1007337	126
1006614	459, 463, 467	1007234	615	1007338	126
1006615	473	1007235	615	1007339	126
1006616	473	1007236	714	1007340	126
1006617	473	1007237	613	1007341	126
1006618	473	1007238	835, 837	1007342	126
1006621	475	1007239	835, 837	1007343	126
1006622	475	1007240	835, 837	1007344	126
1006623	475	1007241	837	1007345	126
1006624	475	1007242	837	1007346	126
1006627	473	1007243	835	1007347	126
1006628	473	1007244	835	1007348	126
1006629	473	1007245	835	1007349	126
1006630	473	1007246	837	1007350	126

1007351	126	1007443	126	1007597	279, 505, 531
1007352	503	1007444	126	1007598	279
1007353	503	1007445	126	1007599	279
1007354	503	1007446	126		
1007355	529	1007447	126	1007600	
1007356	529	1007448	126	1007600	327
1007357	437, 597	1007449	126	1007601	327
1007358	437, 597	1007450	126	1007602	327
1007359	437, 597	1007451	126	1007603	327
1007360	437, 597	1007452	126	1007604	251
1007361	437, 597	1007453	126	1007605	251
1007362	437, 597	1007454	126	1007606	251
1007363	443	1007458	805	1007607	251
1007364	443	1007459	607	1007608	395
1007365	443	1007460	607	1007609	395
1007366	443	1007461	791	1007610	395
1007368	138	1007462	444	1007611	395
1007369	138	1007463	444	1007612	325
1007370	138	1007464	444	1007613	325
1007371	138	1007465	444	1007614	325
1007372	138	1007466	444	1007615	325
1007373	138	1007467	444	1007616	325
1007374	138	1007468	287	1007617	325
1007375	138	1007469	287	1007618	325
1007376	138	1007470	287	1007619	325
1007377	138	1007471	287	1007620	443
1007378	138	1007472	287	1007621	443
1007379	138	1007473	287	1007622	443
1007380	441, 601	1007488	126	1007623	443
1007381	124	1007489	126	1007624	139
1007382	124			1007625	139
1007383	124	1007500		1007626	139
1007384	124	1007511	805	1007627	139
1007385	134	1007512	609	1007628	139
1007386	134	1007513	609	1007629	139
1007387	134	1007521	178	1007630	126
1007388	134	1007522	178	1007631	126
1007389	134	1007523	178	1007632	126
1007390	134	1007524	178	1007633	126
1007391	134	1007525	178	1007634	126
1007392	134	1007526	178	1007635	126
1007393	134	1007527	178	1007636	126
1007394	134	1007528	178	1007637	126
1007395	134	1007529	178	1007638	501
1007396	134	1007530	178	1007639	501
1007397	134	1007531	178	1007640	501
1007398	134	1007532	178	1007641	503
1007399	134	1007533	178	1007642	503
		1007534	178	1007643	503
1007400		1007535	178	1007644	527
1007400	134	1007536	178	1007645	527
1007401	137	1007537	178	1007646	527
1007402	137	1007538	178	1007647	527
1007403	137	1007539	178	1007648	529
1007404	137	1007540	178	1007649	529
1007405	135	1007541	178	1007651	603
1007406	135	1007542	178	1007652	603
1007407	135	1007543	178	1007653	805
1007408	135	1007544	178	1007654	525
1007409	125	1007545	178	1007655	525
1007410	125	1007546	178	1007656	525
1007411	125	1007547	178	1007657	525
1007412	125	1007551	213	1007667	713
1007421	124	1007552	213	1007668	713
1007422	124	1007559	213	1007669	611
1007423	135	1007560	213	1007670	611
1007424	135	1007567	213	1007673	501
1007425	135	1007568	213	1007674	501
1007426	135	1007580	605	1007680	833
1007427	135	1007581	709	1007681	833
1007428	135	1007582	789	1007682	833
1007429	135	1007583	605	1007683	833
1007430	135	1007584	605	1007684	833
1007431	125	1007585	709	1007685	833
1007432	125	1007586	789	1007692	439, 599
1007433	136	1007587	605	1007693	439, 599
1007434	136	1007588	279	1007694	439, 599
1007435	136	1007589	279	1007695	439, 599
1007436	136	1007590	393	1007696	439, 599
1007437	136	1007591	393	1007697	439, 599
1007438	136	1007592	393		
1007439	137	1007593	393		
1007440	137	1007594	345		
1007441	137	1007595	345		
1007442	137	1007596	279, 505, 531		

SIGHT MOVE
1004690



1-PHASE			
1-PHASE SURFACE-MOUNTED TRACK	495	LED DRIVER 25W 150-700MA DALI DIMMABLE	873
1-PHASE SURFACE-MOUNTED TRACK ACCESSORIES	497	LED POWER SUPPLY 100W 24V 2 CHANNEL DALI DIMMABLE	872
1-PHASE RECESSED TRACK	499	LED POWER SUPPLY 100W 24V DC	871
1-PHASE RECESSED TRACK ACCESSORIES	499	LED POWER SUPPLY 15W 12V	869
		LED POWER SUPPLY 15W 24V	869
		LED POWER SUPPLY 20W 12/24V	869
3-PHASE		LED POWER SUPPLY 25W 24V	870
EUTRAC® 3-PHASE SURFACE-MOUNTED TRACK	537	LED POWER SUPPLY 50W 24V	870
EUTRAC® 3-PHASE SURFACE-MOUNTED TRACK ACCESSORIES	539	LED POWER SUPPLY 60W DALI, 24V, 2 CHANNEL DALI DIMMABLE	871
EUTRAC® 3-PHASE RECESSED TRACK	541	WIRE ROPE SUSPENSION	878
EUTRAC® 3-PHASE RECESSED TRACK ACCESSORIES	541	ADEGAN FL, E27	663
S-TRACK 3-PHASE MOUNTING RAIL DALI	529	ADEGAN MANILA FL, E27	663
S-TRACK 3-PHASE MOUNTING RAIL DALI ACCESSORIES	530-531	ADI EL	822
S-TRACK 3-PHASE RECESSED TRACK DALI	533	AINOS CW	812
S-TRACK 3-PHASE RECESSED TRACK DALI ACCESSORIES	535	AINOS CW SENSOR	813
		AINOS CW SENSOR, SQUARE	813
		AINOS CW, SQUARE	813
		AKALO D83 EL	237
48V SYSTEMS		ALPA CONE 100 POLE, E27	665
48V TRACK MOUNTING TRACK DALI	457	ALPA MUSHROOM 45 POLE, E27	665
48V TRACK MOUNTING TRACK DALI ACCESSORIES	459	ALPA MUSHROOM 75 POLE, E27	665
48V TRACK MOUNTING TRACK DEEP DALI	461	ALTRA DICE CL, QPAR51	263
48V TRACK MOUNTING TRACK DEEP DALI ACCESSORIES	463	ALTRA DICE CW, DOUBLE, QPAR51	263, 408
48V TRACK RECESSED TRACK DALI	465	ALTRA DICE TRACK 1-PHASE, QPAR51	521
48V TRACK RECESSED TRACK DALI ACCESSORIES	467	ALTRA DICE TRACK 3-PHASE, QPAR51	556
		ANDREAS WL, QT-DE12	373
A		ANELA CL, PHASE	261
ABRIDOR 100 POLE	681	ANELA PD, PHASE	306
ABRIDOR 60 POLE	681	ANGOLUX SENSOR WL	762
ABRIDOR SENSOR WL	770	ANGOLUX WL	762
ABRIDOR WL	770	APONI 120 POLE, PHASE	666
		APONI 90 POLE, PHASE	666
ACCESSORIES		ARLINA 130 WL	371
CABLE CLAMP	878	ARLINA 60 WL	371
CABLE EXTENSION	879	ARROCK ARC POLE, QPAR51	648
CEILING HOOK	878	ARROCK GRANITE 40 POLE, SQUARE, E27	647
CONNECTION BOX IP68, 5-PIN, DALI	881	ARROCK GRANITE 70 POLE, SQUARE, E27	647
CONTROLLER LED STIP CCT / RGBW	869	ARROCK SLOT POLE, QPAR51	649
CONVERTER PHASE DIM -> DALI	868	ARROCK STONE 50 POLE	649
DALI CONTROLLER 24V DC	869	ARROCK STONE 75 POLE	649
DALI INTERFACE 1-10V + ON/OFF	868	ASMARA LV, QR-C51	486
DALI UNIVERSAL DIMMER 10-300W	869	ASSO 300 WL, PHASE	366, 367
DOUBLE-SIDED TAPE	879	ASTINA CL, QPAR51	261
GLENOS® CEILING ROSETTE	878	ASTINA PD, QPAR51	305
GU10 CONNECTION BOX WITH BASE, UNIVERSAL	880	ASTINA STEEL WL, QPAR51	761
GU10 LED CONNECTION BOX WITH BASE MAX. 10W	880	ASTINA UP/DOWN WL, QPAR51	379
GU10 SOCKET	880	ASTINA WL, QPAR51	761
LED DRIVER 100W 24V DC DALI DIMMABLE INCLUDING STRAIN RELIEF	871	ASTO CW, DOUBLE, QPAR51	415
LED DRIVER 100W 24V DC INCLUDING STRAIN RELIEF	870	ASTO CW, QUAD, QPAR51	415
LED DRIVER 10W 200MA DIMMABLE INCLUDING STRAIN RELIEF	872	ASTO CW, SINGLE, QPAR51	415
LED DRIVER 10W 250MA	875	ASTO CW, TRIPLE, QPAR51	415
LED DRIVER 12W 250MA DALI DIMMABLE WITH RF INTERFACE	874	ASTO TUBE 1-PHASE, GU10	505
LED DRIVER 150W 24V DC DALI DIMMABLE INCLUDING STRAIN RELIEF	871	ASTO TUBE CL, SINGLE, GU10	395
LED DRIVER 150W 24V DC INCLUDING STRAIN RELIEF	870	ASTO TUBE CW, DOUBLE, GU10	397
LED DRIVER 20W 250-700MA 1-10V/ DALI DIMMABLE	875	ASTO TUBE CW, QUADRUPLE, GU10	397
LED DRIVER 20W 350MA DIMMABLE	872	ASTO TUBE CW, SINGLE, GU10	397
LED DRIVER 20W 350MA	876	ASTO TUBE CW, TRIPLE, GU10	397
LED DRIVER 20W 350MA/500MA PHASE	872	ASTO TUBE WL, SINGLE, GU10	347
LED DRIVER 20W 700MA DIMMABLE	873	ASTO TUBE WL, UP/DOWN, GU10	347
LED DRIVER 21W 500MA INCLUDING STRAIN RELIEF	876	AVO CW, DOUBLE, QPAR51	413
LED DRIVER 250W 24V DC DALI DIMMABLE INCLUDING STRAIN RELIEF	871	AVO CW, QUAD, QPAR51	413
LED DRIVER 250W 24V DC INCLUDING STRAIN RELIEF	870	AVO CW, SINGLE, QPAR51	413
LED DRIVER 25W 150-300MA DALI DIMMABLE	873	AVO CW, TRIPLE, QPAR51	413
		AVO TRACK 1-PHASE, QPAR51	515
		AVO TRACK 3-PHASE, QPAR51	561
B		BASKET WL, E27	373
BATTEN 120 CW	429	BATTEN 120 CW	429
BATTEN 60 CW	429	BATTEN 60 CW	429
BENA 120 CW	433	BENA 120 CW	433
BENA 150 CW	433	BENA 150 CW	433
BIG NAILS 50 POLE, E27	668	BIG NAILS 50 POLE, E27	668
BIG NAILS 80 POLE, E27	668	BIG NAILS 80 POLE, E27	668
BIG NAUTILUS SP, ROUND, QPAR51	694	BIG PLOT COVER, 2-PACK	853
BIG PLOT COVER, 2-PACK	853	BIG PLOT COVER, 4-PACK	853
BIG PLOT COVER, 4-PACK	853	BIG PLOT MODULES	853
BIG PLOT MODULES	853	BIG QUAD UP/DOWN WL	755
BIG QUAD UP/DOWN WL	755	BIG QUAD WL	752, 755
BIG QUAD WL	752, 755	BIG THEO CL	797
BIG THEO CL	797	BIG THEO CL, QPAR111	797
BIG THEO CL, QPAR111	797	BIG THEO UP/DOWN WL, QPAR111	735
BIG THEO UP/DOWN WL, QPAR111	735	BIG THEO WL	737
BIG THEO WL	737	BIG THEO WL, QPAR111	737
BIG THEO WL, QPAR111	737	BIMA 1-PHASE, DOUBLE, QPAR51	519
BIMA 1-PHASE, DOUBLE, QPAR51	519	BIMA 1-PHASE, SINGLE, QPAR51	519
BIMA 1-PHASE, SINGLE, QPAR51	519	BIMA 3-PHASE, DOUBLE, QPAR51	559
BIMA 3-PHASE, DOUBLE, QPAR51	559	BIMA 3-PHASE, SINGLE, QPAR51	559
BIMA 3-PHASE, SINGLE, QPAR51	559	BOOKAT POLE	683
BOOKAT POLE	683	BOOKAT WL	751
BOOKAT WL	751	BOX UP/DOWN WL, QT-DE12	773
BOX UP/DOWN WL, QT-DE12	773	BOX-L WL	773
BOX-L WL	773	BOX-L WL, E27	773
BOX-L WL, E27	773	BRICK DOWNUNDER EL	827
BRICK DOWNUNDER EL	827	BRICK DOWNUNDER EL, E14	827
BRICK DOWNUNDER EL, E14	827	BRICK EL, ASYMMETRICAL	825
BRICK EL, ASYMMETRICAL	825	BRICK EL, SYMMETRICAL	825
BRICK EL, SYMMETRICAL	825	BRICK MESH EL	825
BRICK MESH EL	825	BULAN CW, E14	815
BULAN CW, E14	815	BULAN GRID CW, E27	815
BULAN GRID CW, E27	815		
		C	
		C-POL POLE, E27	672
		CARISO WL, PHASE	368
		CHROMBO WL, PHASE	369
		COMET LED LV	491
		COMET LV, QR-C51	491
		CONCRETO EL, CUT	821
		CONCRETO EL, WING	821
		CONCRETO FL, SQUARE, QPAR51	627
		CONCRETO FL, ROUND, QPAR 51	627
		CONCRETO L WL	717
		CONCRETO M WL	717
		CONE FL, E27	660
		COSMIC LV, QR-C51	487
		COUPA FLEX WL	381
		CUBIX FL, QPAR51	660
		CYFT CW	395
		D	
		DASAR® 115 RL, SQUARE, QPAR51	843
		DASAR® 115 RL, RUND, QPAR51	843
		DASAR® 1200 EL	831
		DASAR® 215 RL, SQUARE, QPAR111	847
		DASAR® 215 RL, ROUND, E27	847
		DASAR® 215 RL, ROUND, QPAR111	846
		DASAR® 255 EL	839
		DASAR® 270 EL, ASYMMETRICAL	841
		DASAR® 270 EL, SYMMETRICAL	841
		DASAR® 370 EL, ROUND	847
		DASAR® 600 EL	831
		DASAR® 920 EL	840
		DASAR® 920 SP, 230V	698
		DASAR® EXACT 116 EL, SQUARE, QPAR51	845
		DASAR® EXACT 116 EL, ROUND, QPAR51	845
		DASAR® FLAT 120 EL	839
		DASAR® FLAT 80 EL	839
		DASAR® L RL, SQUARE	835
		DASAR® L RL, ROUND	835
		DASAR® PROJECTOR SP, 12/24V	698
		DASAR® S RL, SQUARE	833
		DASAR® S RL, ROUND	833
		DASAR® XL RL, SQUARE	837
		DASAR® XL RL, ROUND	837
		DEKLED EL	234
		DELWA WL	767
		DENA 30 WL, E14	373
		DIO FLEX PLATE WL	387
		DIO FLEX PLATE WL QPAR51	387
		DIRETO 60 WL, PHASE	370
		DIRETO 90 WL, PHASE	370
		DISPLAY ADL 50 QPAR51	389
		DL 126 EL	227
		DORISA 30 WL	339
		DORISA 50 WL	339
		DOWNUNDER OUT L EL	823
		DOWNUNDER OUT M EL	823

DOWNUNDER OUT S EL	823
DOWNUNDER OUT WL, SQUARE	769
DOWNUNDER OUT WL, ROUND	769
DOWNUNDER PUR 150 EL	242
DOWNUNDER PUR 80 EL	242
DURNO LV	489

E

ENOLA B CL, QPAR51	259
ENOLA B CW, DOUBLE, QPAR51	407
ENOLA B CW, SINGLE, QPAR51	407
ENOLA B PD, QPAR51	305, 517
ENOLA B TRACK 1-PHASE, QPAR51	517
ENOLA B WL, QPAR51	379
ENOLA C CL	259
ENOLA C TRACK 1-PHASE	517
ENOLA C TRACK 1-PHASE	516
ENOLA C TRACK 3-PHASE	561
ENOLA M ASYMMETRICAL LENS	731
ENOLA M LENS 19°	731
ENOLA OCULUS CL	792
ENOLA OCULUS WL, SINGLE	723
ENOLA OCULUS WL, UP/DOWN	723
ENOLA PD, E27	305
ENOLA ROUND L CL	793
ENOLA ROUND L WL, SINGLE	725
ENOLA ROUND M CL	793
ENOLA ROUND M WL, SINGLE	725
ENOLA ROUND S CL	793
ENOLA ROUND S WL, SINGLE	725
ENOLA S, M, L REFLECTOR, 56°	731
ENOLA SQUARE L CL	795
ENOLA SQUARE L WL, SINGLE	729
ENOLA SQUARE M CL	795
ENOLA SQUARE M WL, SINGLE	729
ENOLA SQUARE S CL	795
ENOLA SQUARE S WL, SINGLE	729
ESKINA 30 POLE	631
ESKINA 80 POLE	631
ESKINA D DISPLAY, PHASE	783
ESKINA FRAME 125 POLE, DOUBLE	630
ESKINA FRAME 175 POLE, DOUBLE	630
ESKINA FRAME 45 POLE, SINGLE	629
ESKINA FRAME 75 POLE, DOUBLE	629
ESKINA FRAME 75 POLE, SINGLE	629
ESKINA FRAME CL, SINGLE	791
ESKINA FRAME WL	749
ESKINA FRAME WL, DOUBLE	749
ESKINA SPOT CW, PHASE	807
ESKINA SPOT SENSOR CW, PHASE	807
EURO CUBE 3-PHASE	555
EURO SPOT TRACK 1-PHASE, QPAR51	521
EURO SPOT TRACK 3-PHASE, QPAR111	555
EURO SPOT TRACK 3-PHASE, QPAR51	555

F

F-POL POLE, E27	672
F-POL WL, E27	778
FENDA 15 CM, ROUND	448
FENDA 30 CM, ROUND	449
FENDA BOW BASIS FL, E27	448
FENDA FL, E27	447, 448
FENDA Ø 45 CM, ROUND	449
FENDA Ø 70 CM, ROUND	449
FENDA PD, E27	296
FENDA TL, E27	447
FERA 25 CL	272
FERA 25 CL, DALI	272
FITU CUBE WL, E27	376
FITU PD, E27	295
FLAC BEAM® SP	693
FLATT 100 POLE	679
FLATT 65 POLE	679
FLATT SENSOR WL	760
FLATT WL	760
FLOODI L SP	691
FLOODI M SP	691
FLOODI S SP	691
FORCHINI 50 PD, E27	312
FORCHINI 70 PD, E27	312
FORCHINI M 40 PD, E27	313
FORCHINI M 40 TRACK 1-PHASE, E27	512
FORCHINI M 40 TRACK 3-PHASE, PD, E27	554

FORCHINI M 50 PD, E27	313
FRAME BASIC	238
FRAME BASIC RL, HV	238
FRAME BASIC SET RL	238
FRAME CURVE EL	239

G

GALEN 120 SP	692
GALEN 60 SP	692
GIMBLE OUT EL	849
GLENOS® 60 WL	339
GLENOS® PD, 1M, 1-10V	291
GLENOS® PD, 2M, 1-10V	291
GLOO PURE 27 POLE, E27	655
GLOO PURE 44 POLE, E27	655
GLOO PURE 70 POLE, E27	655
GLOO PURE WL, E27	777
GRAFIT 30 POLE, E27	637
GRAFIT 30 POLE, ROUND, E27	635
GRAFIT 60 POLE, E27	637
GRAFIT 60 POLE, ROUND, E27	635
GRAFIT 90 POLE, E27	637
GRAFIT 90 POLE, ROUND, E27	635
GRAFIT WL, E27	743
GRAFIT WL, SQUARE, SENSOR, E27	743
GRAFIT WL, ROUND, E27	742
GRAFIT WL, ROUND, SENSOR, E27	742
GRAZIA FLEXSTRIP LED 24V	582
GRAZIA IP FLEXSTRIP 24V	591
GRAZIA IP FLEXSTRIP RGBW, 24V	591
GRAZIA IP FLEXSTRIP	
TUNABLE WHITE, 24V	591
GRAZIA PRO FLEXSTRIP 24V	583, 584
GRAZIA PRO FLEXSTRIP RGBW, 24V	589
GRAZIA PRO FLEXSTRIP	
TUNABLE WHITE, 24V	587
GRAZIA PRO MAX FLEXSTRIP 24V	585, 586
GRAZIA 10 SURFACE-MOUNTED	
PROFILE 2M	567
GRAZIA 10 SURFACE-MOUNTED	
PROFILE, STANDARD	567
GRAZIA 10 ACCESSORIES	569
GRAZIA 10 EDGE 2 M	570
GRAZIA 10 RECESSED PROFILE	567
GRAZIA 10 EDGE ACCESSORIES	571
GRAZIA 20 SURFACE-MOUNTED	
PROFILE, FLAT, 3M	573
GRAZIA 20 SURFACE-MOUNTED	
PROFILE, STANDARD, 3M	573
GRAZIA 20 RECESSED PROFILE 3M	573
GRAZIA 20 ACCESSORIES	574, 575
GRAZIA 60 SURFACE-MOUNTED PROFILE	577
GRAZIA 60 RECESSED PROFILE	577
GRAZIA 60 ACCESSORIES	578, 579

H

H-POL 30 POLE	676
H-POL 60 POLE	676
H-POL TWIN 30 POLE	677
H-POL TWIN 60 POLE	677
HELIA 30 PD	301
HELIA 30 PD, PHASE	301
HELIA 40 PD	303
HELIA 40 PD, PHASE	303
HELIA 50 TRACK 1-PHASE	507
HELIA 50 TRACK 3-PHASE	561
HELIA AMBIENT 35 PD	300
HELIA AMBIENT 35 PD, PHASE	300
HELIA CW, DOUBLE, PHASE	809
HELIA CW, SINGLE, PHASE	809
HELIA SPOT L SP, SINGLE, PHASE	699
HELIA SPOT S SP, SINGLE	699
HORN DL, DOUBLE, QPAR51	219
HORN DL, SINGLE, QPAR51	219, 220
HORN EL, SINGLE, QPAR51	220
HORN MAGNA EL	221
HORN MINI EL	218
HORN-T EL, QPAR111	221

I

I-PENDANT PRO PD, 1195X295MM, DALI	289
I-RING POLE	613
I-RING WL	714

IMPERVA 120 CW	817
IN-LINE 22 48V,	
DARKLIGHT REFLECTOR, DALI	473
IN-LINE 22 48V, OPAL, DALI	473
IN-LINE 24 48V, MOVE, OPAL, DALI	477
IN-LINE 44 48V, DARKLIGHT REFLECTOR, DALI	475
IN-LINE 44 48V, OPAL, DALI	475
IN-LINE 46 48V, MOVE,	
DARKLIGHT REFLECTOR, DALI	477
INDA CW, QPAR51	409
IPERI 50 POLE	681
IPERI WL	780

K

KADUX DL, DOUBLE, PHASE	213
KADUX DL, SINGLE, PHASE	213
KADUX DL, TRIPLE, PHASE	213
KADUX EL, DOUBLE, QPAR111	215
KADUX EL, DOUBLE, QPAR51	214
KADUX EL, SINGLE, QPAR111	215
KADUX EL, SINGLE, QPAR51	214
KADUX EL, TRIPLE, QPAR51	214
KALU CW, DOUBLE, PHASE	403
KALU CW, DOUBLE, QPAR111	405
KALU CW, QUAD, PHASE	403
KALU CW, QUAD, QPAR111	405
KALU CW, SINGLE, PHASE	403
KALU CW, SINGLE, QPAR111	405
KALU CW, TRIPLE, PHASE	403
KALU CW, TRIPLE, QPAR111	405
KALU TRACK 1-PHASE, PHASE	520
KALU TRACK 1-PHASE, QPAR111	520
KALU TRACK 3-PHASE, QPAR111	558
KALU TRACK LED 3-PHASE, PHASE	558
KARPO 30 CW, SINGLE	399
KARPO 30 EL	232
KARPO 30 WL, SINGLE	383
KARPO FL	452
KARPO GOOSE WL	382
KARPO MAGN CW, SINGLE, PHASE	382
KARPO TL	452
KARPO WL	383
KENKUA SPOT WL, E27	381
KERAS ELT WL, E27	779
KINI EL, PHASE	237

L

L-LINE 120 WL	341
L-LINE 60 WL	341
L-LINE OUT 30 FL, VERTICAL	650
L-LINE OUT 50 POLE, HORIZONTAL	651
L-LINE OUT 60 FL, VERTICAL	651
L-LINE OUT 80 POLE, HORIZONTAL	651
L-LINE OUT WL	775
LALU® CONE 15 LAMP SHADE	178
LALU® ELYPSE 15 LAMP SHADE	178
LALU® ELYPSE 22 LAMP SHADE	178
LALU® ELYPSE 33 LAMP SHADE	178
LALU® PD, E27	183
LALU® PD, LED BASE, PHASE	177
LALU® PD, LED BASE, PHASE, RECESSED	177
LALU® PLATE 15 LAMP SHADE	178
LALU® PLATE 22 LAMP SHADE	178
LALU® SHADE, E27 BASE	183
LALU® TETRA 14 LAMP SHADE	178
LALU® TETRA 24 LAMP SHADE	178
LALU® TETRA 36 LAMP SHADE	178

LAMPS

LED A60 E27	864
LED A60 E27	864
LED A60 E27	864
LED A60 E27, MIRRORHEAD, CHROM	865
LED A60 E27, RGBW, SMART	864
LED A60 E27, TUNABLE 2700-6500K, SMART	864
LED C35 E14	860
LED C35 E14	860
LED G125 E27	865
LED GU10	862
LED GU10	862
LED GU10	862

PANEL TRACK 1-PHASE, ROUND	507
PANTILO 20 PD, E27	281
PANTILO 28 PD, E27	281
PANTILO CONVEX 29 PD, E27	283
PANTILO CONVEX 40 PD, E27	283
PANTILO OVAL PD, E27	281
PANTILO ROPE 19 CW, E27	393
PANTILO ROPE 19 PD, E27	279, 505, 549
PANTILO ROPE 20 PD, E27	279
PANTILO ROPE 27 CW, E27	393
PANTILO ROPE 27 PD, E27	279
PANTILO ROPE WL, G9	345
PARA 380 PD, E27	319
PARA CONE 14 1-PHASE, PD, QPAR51	509
PARA CONE 14 1-PHASE, QPAR51	509
PARA CONE 14 3-PHASE, PD, QPAR51	553
PARA CONE 14 3-PHASE, QPAR51	553
PARA CONE 20 PD, E27	309
PARA CONE 30 PD, E27	309
PARA CONE GL 1-PHASE, GU10	508
PARA CONE GL 3-PHASE, GU10	552
PARA CONE GL PD, GU10	309, 508, 552
PARA DOME PD, E27	318
PARA DOME SHADE	318
PATTA-I EL, ROUND, PHASE	244, 245
PATTA-I EL, SQUARE, PHASE	244, 245
PATTA-F EL, ROUND, PHASE	246
PATTA-F EL, SQUARE, PHASE	247
PEMA® WL	758, 759
PEMA® WL, E27	759
PHELIA 10 PD, E27	310
PHELIA 20 PD, E27	311
PHELIA 25 PD, E27	311
PHELIA 30 PD, E27	311
PHELIA FL, E27	453
PHELIA WL, QPAR51	388
PHOTONI 45 POLE, E27	605
PHOTONI 75 POLE, E27	605
PHOTONI CL, E27	789
PHOTONI WL, E27	709
PHOTONIA CL, E27	799
PHOTONIA PD, E27	659
PHOTONIA POLE, E27	659
PHOTONIA WL, E27	777
PLASTRA 101 WL, E14	361
PLASTRA 104 CL, E27	271
PLASTRA 104 WL, QT14	361
PLASTRA 105 CL, E27	271
PLASTRA CL, PHASE	271
PLASTRA CL, QPAR51	270
PLASTRA WL, CUBE, QT14	356
PLASTRA WL, CUBES	356
PLASTRA WL, CURVE, QT-DE12	361
PLASTRA WL, E14	357
PLASTRA WL, QPAR51	360
PLYTTA LV	490
POWER TRAIL-LITE® EL, SQUARE	849
POWER TRAIL-LITE® EL, ROUND	849
PURI CW, DOUBLE, QPAR51	411
PURI CW, QUAD, QPAR51	411
PURI CW, SINGLE, QPAR51	411
PURI CW, TRIPLE, QPAR51	411
PURI TRACK 1-PHASE, QPAR51	513
PURI TRACK 1-PHASE, TRIPLE TRACK SET	513
PURI TRACK 3-PHASE, QPAR51	557
PURI TRACK GLASS 3-PHASE, QPAR51	557
PURIA TRACK 1-PHASE, QPAR51	515

Q

Q-LINE® CL, 1M, BAP, PHASE	253
Q-LINE® CL, 2M, BAP, PHASE	253
Q-LINE® PD, 1M, BAP, PHASE	293
Q-LINE® PD, 2M, BAP, PHASE	293
Q-LINE® PD, DALI, SINGLE	293
Q-LINE® WL	341
QUAD FRAME 14 WL	364
QUAD FRAME 19 WL	364
QUAD FRAME 9 WL	240
QUAD POLE	683
QUAD UP/DOWN 15 WL	753
QUAD WL	752
QUADRASS PD, E27	307
QUADRASS SPOT WL, E27	375
QUADRASS WL, E27	375
QUADRASYL 75 POLE, TCR-TSE	682

QUADRASYL WL, TCR-TSE	781
QUADRULO CL	811
QUADRULO FL	639
QUADRULO SENSOR WL, E27	745
QUADRULO WL	744
QUADRULO WL, E27	745

R

R-CUBE 35 POLE	609
R-CUBE 75 POLE	609
R-CUBE CW	805
RASCALI 45 POLE	684
RASCALI 65 POLE	684
RASCALI WL	780
ROCCI 200 EL, SQUARE	855
ROCCI 200 EL, ROUND	855
ROCCI EL, SQUARE	854
ROCCI EL, ROUND	854
ROTOBALL 25 FL, E27	657
ROTOBALL 25 PD, E27	317
ROTOBALL 40 FL, E27	657
ROTOBALL 40 PD, E27	317
ROTOBALL 50 FL, E27	657
ROTOBALL 50 PD, E27	317
ROX ACRYL 30 POLE, E27	669
ROX ACRYL 60 POLE, E27	669
ROX ACRYL 90 POLE, E27	669
ROX CL, GX53	801
ROX CL, QPAR111	801
ROX UP/DOWN WL, QPAR111	767
ROX WL, QPAR111	767
RUBA CW	814
RUSTY® 40 POLE	642
RUSTY® 40 POLE, E27	643, 646
RUSTY® 70 POLE	643
RUSTY® 70 POLE, E27	643, 646
RUSTY® CONE 24 FL, E14	645
RUSTY® CONE 40 POLE, E27	645
RUSTY® CONE 70 POLE, E27	645
RUSTY® MANA SHADE, SQUARE	720
RUSTY® MANA SHADE, ROUND	720
RUSTY® PATHLIGHT POLE, TCR-TSE	642
RUSTY® SLOT 50 POLE	640
RUSTY® SLOT 50 POLE, E27	641
RUSTY® SLOT 80 POLE	640
RUSTY® SLOT 80 POLE, E27	641
RUSTY® UP/DOWN WL, SQUARE	756
RUSTY® UP/DOWN WL, ROUND	756

S

S-CUBE 35 POLE	607
S-CUBE 75 POLE	607
S-CUBE CL	791
S-CUBE CW	805
S-TUBE 32 POLE, GU10	603
S-TUBE 75 POLE, GU10	603
S-TUBE CW	805
SALLUNA LV, QR-C51	489
SAMRINA SP, SINGLE, GU10	693
SEDO 14 WL	329
SEDO 21 WL	329
SEDO 7 WL	329
SHELL 15 WL, PHASE	365
SHELL 30 WL, PHASE	365
SIGHT 115 CW	431
SIGHT 60 CW	431
SIGHT MOVE 3-PHASE	551
SIGHT MOVE 3-PHASE, DALI	551
SIGHT TRACK 3-PHASE	550
SIGHT TRACK 3-PHASE, DALI	550
SITRA 360 CW, TCR-TSE	808
SITRA 360 POLE, TCR-TSE	685
SITRA 360 SPIKE SP, DOUBLE, TCR-TSE	703
SITRA 360 SPIKE SP, SINGLE, TCR-TSE	703
SITRA CL, TCR-TSE	801
SITRA CUBE WL, TCR-TSE	741
SITRA L WL, UP/DOWN, SQUARE	741
SITRA M WL, UP/DOWN, SQUARE	741
SITRA S WL, SINGLE, SQUARE	739
SITRA UP/DOWN WL	765
SITRA UP/DOWN WL, TCR-TSE	765
SITRA WL, TCR-TSE	779
SLOTBOX 40 POLE	678
SLOTBOX 70 POLE	678
SLOTS 45 POLE	675

SLOTS 65 POLE	675
SLOTS WL	768
SMALL PLOT COVER, 2-PACK	851
SMALL PLOT COVER, 4-PACK	851
SMALL PLOT MODULES	851
SOLASTO EL, SQUARE	857
SOLASTO EL, ROUND	857
SOLID CUBE WL, QT14	377
SOPRANA CL, E27	269
SPOT 79 CW, QPAR51	409
SQUARE POLE 30 POLE, E27	673
SQUARE POLE 60 POLE, E27	673
SQUARE POLE 90 POLE, E27	673
SQUARE TURN WL, G9	781
SQUARE WL, E27	779
SUN / BIG SUN PD, E27	315
SYNA GARDEN SP	689
SYNA PLANT SP	689
SYNA SP	689
SYROS LV, QR-C51	489

T

TAHA LIGHT SET, BATTERY-POWERED	441, 601
TELESKOP LV, QR-C51	486
TENORA CL, E27	268
TENSEO LOW-VOLTAGE CABLE	482-484
TENSEO LOW-VOLTAGE CABLE	
ACCESSORIES	485
TERANG 200 CW	817
THEO BRACKET CW	808
THEO BRACKET SP	701
THEO PATHLIGHT POLE, DOUBLE	652
THEO UP/DOWN WL, QPAR51	377, 735
THEO WL, QPAR51	736
TINY SUN TL	443
TODAY PRO DISPLAY	783
TONGA® 1-PHASE, PD, E14	511
TONGA® PD, E14	307
TONILA TL	453, 601
TRAIL-LITE® 60 EL	848
TRUKKO 60 WL	332
TRUKKO 90 WL	332
TRUST 30 POLE	667
TRUST 60 POLE	667
TS V 3-PHASE	543

U

UNIVERSAL DOWNLIGHT DL	
WITH COVER, MULTIPACK	208, 209
UNIVERSAL DOWNLIGHT DL,	
MOVE, PHASE	207
UNIVERSAL DOWNLIGHT DL, PHASE	205

V

VANO WING SP, DALI	719
VAP SLIM 30 POLE, E27	671
VAP SLIM 60 POLE, E27	671
VAP SLIM 90 POLE, E27	671
VARU EL, QPAR51	234
VARYT CL, E14	251
VARYT TL, E14	443
VARYT WL, E14	327
VILUA L WL	763
VILUA S WL	763
VILUA UP/DOWN, WL	763
VINOLINA ONE TL, BATTERY	437, 597
VINOLINA TL, BATTERY	437, 597
VINOLINA TWO TL, BATTERY	439, 599

W

WALLYX WL, QPAR51	768
WL 106 E14	335
WL 149 WL, PHASE	334
WL 149 WL, QT-DE12	334
WORKLIGHT FL	445
WORKLIGHT PD, DALI	288
WORKLIGHT PRO 120 PD, DALI	287
WORKLIGHT PRO 150 PD, DALI	287
WORKLIGHT PRO FL, DOUBLE	444
WORKLIGHT PRO FL, SINGLE	444
WORKLIGHT TL	445
WORO EL	243

SYMBOLS KEY



Recommendations

Displays accessories and recommended lamps for the chosen product

MIX
match

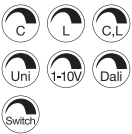
Mix & Match

Indicates products that can be combined



Energy efficiency class

„This light is suitable for bulbs with an energy class rating of ...“



Dimmable with:

- **C** = Trailing-edge phase dimmer
- **L** = Leading-edge phase dimmer
- **Uni** = Universal dimmer
- **1-10 V**
- **Dali** = DALI bus system
- **Switch** = Switch/button or touch control on the light



Protection classes

- Protection class I / Protective conductor
- Protection class II / Protection by double or reinforced insulation
- Protection category III / Protection through low voltage



IP protection type:

Indicates the suitability of electrical equipment for different environmental conditions.



IK impact resistance rating

The IK impact resistance rating is a measure of the resistance of housings for electrical equipment to mechanical stress, especially impact stress.



Half-diffusion angle:

Describes the beam angle in degrees. The smaller the angle, the more concentrated the light will be.



Rotation and pivoting capacity in degrees:

- Rotation range
- Pivot range
- Gimballed

UGR

Unified Glare Rating:

The lower the UGR value, the lower the psychological glare.



Preservation of luminous flux:

Describes the amount by which the luminous flux of an LED decreases during a specified period.



Pendant cable length in cm



Power cable length in cm

Supply cable length in cm (with open cable end)



Shape of the installation opening



Specification of the installation depth



Product's capacity to be driven over specified



The weight capacity of the product up to specified value in tonnes. Measurements based on concrete installation.



Allows the installation of electrical control equipment on materials whose flammability is not known.



Through-wiring possible



Independent converter:

Control equipment also for use outside of lights



Short-circuit protected safety control equipment



For indoor use only Not suitable for indoor use



Connected lighting:

Indicates smart products that use the following protocols:

- Zigbee®
- DALI
- Bluetooth



CCT switch:

By means of an integrated CCT switch, the light colour can be changed from 2700 K, 3000 K, 4000 K to 6500 K during installation.



Indicates lights with RGB+W and RGB (red-green-blue + white and red-green-blue)



Dim-to-Warm:

With dimmers, the light colour can be altered from cold white to warm white.



- Products with integrated LEDs
- Products with lamp socket

Many of the products shown in this catalogue are protected by trademarks, registered designs, utility models or patents. Any violation of these property rights or the use of text and layout design or copyrighted images without our authorisation will be prosecuted. The illustrations and information contained in this catalogue are for illustrative purposes only and are not legally binding in terms of colour, shape, design or technical details. Product descriptions and specifications are subject to correction and amendment.

All products in our range are subject to our strict quality assurance procedures and comply with generally applicable standards. This catalogue contains a general range and is not country-specific. Any deviations from country-specific guidelines must be clarified before ordering. SLV cannot be held responsible for any deviations in terms of technical standards. All weights and dimensions are given in kg and cm respectively unless stated otherwise. We reserve the right to make technical changes!

The presentation of our lights with realistic photos showing them in use is possible thanks to the kind cooperation and agreement of the owners or designers of the environments depicted in the images. We would like to take this opportunity to thank all those who consented to having photos taken and used.

The publication of this catalogue invalidates the prices specified in previous lists and catalogues. SLV is entitled to adjust the respective price list to changing market conditions, in the event of significant changes in procurement costs, changes in value added tax or procurement prices.

All prices are recommended retail prices (RRP) and indicated in GBP without VAT.

Publisher
SLV GmbH, Germany
Daimlerstraße 21-23
52531 Übach-Palenberg
T +49 (0) 2451 4833-0
slv.com

Copyright
© SLV GmbH, 2023



SLV GmbH | Daimlerstraße 21-23, 52531 Uebach-Palenberg, Germany, +49 (0) 2451 4833-333, info@slv.de
SLV Austria | +49 (2451) 4833 355, export@slv.de
SLV Belgium | Herentalsebaan 429, B-2160 Wommelgem, +32 (0) 3/385 30 08, info@slv.be
SLV Nordics | Flade Engvej 4, 9900 Frederikshavn, Denmark, +45 9310 7474, info@nordics.slv.com
SLV France | Zac du Martelet, 88, rue Henri Dépaigneux, F-69400 Limas, +33 4 74 02 71 20, infofr@slv.com
SLV LIGHTING UK LTD | Unit E Chiltern Park, Boscombe Road, Dunstable, LU5 5LT, +44 (0)203 968 11 00, sales@uk.slv.com
SLV Italia S.r.l. | Via Lecco, 19/D, 23896 Bevera di Sirtori (LC), +39 039 5983575, infoit@slv.com
SLV Nederland | Kazernestraat 19, 5928 NL Venlo, +31 773204343, info@slv.nl
SLV i Norge, del av SLV Nordics | Tors veg 9B, 7035 Trondheim, +47 4777 1080, post-no@slv.com
SLV Poland | +48 (22) 7224975, slv@slv.pl
SLV Portugal | R. Margarida de Abreu, no13 – Lj2, 1900-314 Lisboa, +351 210 185 961, info@pt.slv.com
SLV Swiss SA | Route du Bey 6 Box 1-4, Z.I. La Jonnaire, CH-1847 Rennaz, +41 218113232, info@slv-swiss.ch
SLV d.o.o | Barjanska cesta 50, SI-1000 Ljubljana, +386 1 2009 730, info@slv.si
SLV Spain | Antic Cami Real Valencia, 38, L17, 08860 Castelldefels, Barcelona, 931 168 161, info@slv.es
SLV Czech s.r.o. | V Sedlci 28/17, CZ-160 00 Praha 6, +420 739 282 151, info@cz.slv.com