

CL-6017

Type: Exit sign luminaire

Mounting: Sidewall

Light source: 50.000h operational time, 6000K color temperature

Warranty: 2 years


Housing color and material: White plastic

Dimensions: 337mm x 170mm x 62mm

Cable connection: Max. 2.5mm² cross section or sleeved twisted wire

Operating mode: Non-maintained / maintained

Constant nominal ambient temperature range: 0°C < Ta < 45°C



PRODUCTNAME/SYSTEM TYPE	BATTERY TYPE	MAIN SUPPLY	MONITORED	INPUT CURRENT	AUTONOMY	PRODUCT CODE
CL-6017 Slave/Con/MB	self-contained	AC 120-240V	no	32mA	1-3 h	300253
CL-6017 Slave/Con/CB/ACAC	central battery	AC 120-240V	no	15mA	-	300220
CL-6017 Slave/Con/CB/ACDC	central battery	AC/DC 120-240V	no	15mA	-	300102
CL-6017 Slave/Con/CB/24V	central battery	DC 24-32V	no	80mA	-	300325
CL-6017 Slave/MB	self-contained	AC 120-240V	yes	32mA	1-3 h	300254
CL-6017 Slave/RF/MB	self-contained	AC 120-240V	yes	32mA	1-3 h	
CL-6017 Slave/CB/24V	central battery	DC 24-32V	yes	80mA	-	300273
CL-6017 Slave/CB	central battery	AC 120-240V	yes	15mA	-	300175
CL-6017 Slave/CB/AC/DC	central battery	AC/DC 120-240V	yes	15mA	-	

SYSTEM TYPE LEGEND

Slave/Con/MB - self-contained, conventional, unmonitored

Slave/Con/CB ACAC - central battery, conventional, unmonitored

Slave/Con/CB ACDC - central battery, conventional, unmonitored

Slave/Con/CB/24V - central battery, 24V, conventional, unmonitored

Slave/MB - self-contained, central monitoring


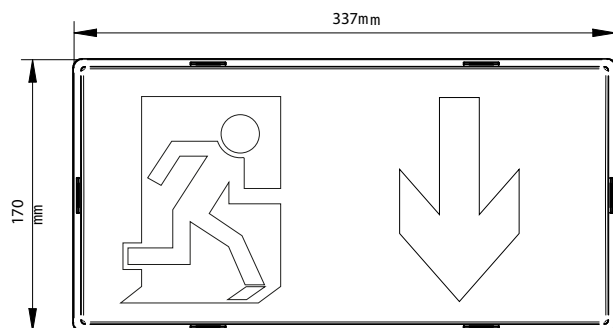
Slave/RF/MB - self-contained, wireless central monitoring

Slave/CB/24V - central battery, 24V, central monitoring

Slave/CB - central battery, 230V, central monitoring

Slave/CB AC/DC - central battery, AC 230V/DC 216V, central monitoring

Dimensions:



Unique identifier* - SLxxxx0020 copy this ID into commissioning book next to light's location and drawing text

Cable wiring - Connect the mains wire, the LED module to the luminaire on basis of the image. The proper phasing is important because of the communication line. In case of reverse connection cannot occurs fault, but an incorrectly connected device influences the other luminaires' function on the line as well.

Changing the LED - Because of the LED's unique design, it can be changed by the manufacturer only.

Changing the battery** - An authorized person must replace the battery

*addressable devices only

**self-contained devices only

CAUTION!

The device works from mains supply. The mounting should be happened only with the supplied retainers.

Important!

In case of maintenance ensure that the device is disconnected from the power.

The producer will not take the responsibility for the damages caused by improper usage.

All servicing should be performed by qualified service personnel.

The installation of this Emergency system shall be performed by an authorized personnel who is qualified to perform the installation in accordance with ANSI/NFPA 101, "Life Safety Code," Article 700 of ANSI/NFPA 70, the NEC "National Electrical Code," the Federal, State & local municipal requirements and or any other requirements as applicable and as warranted.

the product's system-specific data sheet is available by scanning the QR code on the product